ETIWANDA SCHOOL DISTRICT
Etiwanda Education Center Board Room
6061 East Avenue, Etiwanda, CA 91739

BOARD OF TRUSTEES: Cathline Fort, Matthew Gordon, Dr. Fermín Jaramillo, Dayna Karsch, and April McAllaster

BOARD OF TRUSTEES
AGENDA
Thursday, May 28, 2026, 6:30 p.m.

1. CALL TO ORDER
A. Roll call.
B. Pledge of Allegiance.

2. PUBLIC COMMENT ON AGENDA ITEMS
This is the time and place for the general public to address the Board of Trustees on items on the meeting agenda. State law prohibits the Board from acting on any issue not previously included on the agenda. Because time limits are imposed for public comment, neither the Board nor the Superintendent answers questions or responds to statements made during the public comment. Members of the Board or the Superintendent may take notes and respond briefly after public comment is closed. Individual speakers shall be allowed up to three minutes to address the Board on each agenda item. This time may be shortened based on the number of speakers or issues to be addressed at the Board's discretion. If a member of the public desires to be heard on more than one item appearing on the agenda, they will be allowed up to a total of five minutes to address all desired agenda items with a maximum of three minutes per agenda item. For agenda items, to ensure that non-English speakers receive the same opportunity to address the Board directly, any member of the public who utilizes a translator shall be provided twice the allotted time to address the Board unless simultaneous translation equipment is used to allow the Board to hear the translated public testimony simultaneously. Board Policy 9323 limits the total time for public input on each agenda item to a maximum of thirty minutes. This time may be shortened based on the number of speakers or issues to be addressed at the Board's discretion. The Board assumes no responsibility for the speaker's liability for any intentionally false or defamatory comments the speaker may make regarding anyone during the opportunity for public comment. Persons who have complaints against employees of the District are encouraged to seek resolution of those complaints by utilization of the Etiwanda School District written complaint procedure rather than orally addressing them at a meeting.
A. Comments on agenda items.

3. REVIEW / ADOPT AGENDA AND MINUTES
This is the time to review the agenda and move items from action to consent calendar or from consent calendar to action. Consent calendar items are expected to be routine and non-controversial and are acted upon by the Board of Trustees at one time without discussion.
A. Adopt the agenda as presented or amended.
B. Adopt the minutes of the regular meeting held on May 7, 2026, as presented or amended.
C. Adopt the minutes of the special meeting held on May 19, 2026, as presented or amended.

4. INSTRUCTION
A. Public Hearing related to the adoption of the proposed 2026-27 Local Control & Accountability Plan (LCAP) for the Etiwanda School District.
   1. Presentation of 2026-27 LCAP by Justin Kooyman, Director of Instruction.
   2. Open public hearing.
   3. Call for comments.
   4. Close public hearing.
   5. Discussion related to the proposed 2026-27 LCAP.

5. PERSONNEL
A. Discussion and action regarding a Memorandum of Understanding between the Etiwanda School District and the Etiwanda Teachers Association regarding the Expanded Kindergarten School Day.
B. Discussion and action regarding a Memorandum of Understanding between the Etiwanda School District and the Etiwanda Teachers Association regarding the addition of the Early Childhood Preschool Teachers into its certificated bargaining unit.
C. Discussion and action regarding a Memorandum of Understanding between the Etiwanda School District and the Etiwanda Teachers Association regarding the Visual Arts and Performing Arts (VAPA) Program.

5. PERSONNEL(continued)

D. Approval of AB1200 related to the Memoranda of Understanding for the Expanded Kindergarten School Day, Early Childhood Preschool Teachers into its certificated bargaining unit, and the Visual Arts and Performing Arts (VAPA) Program.

6. BUSINESS AND LEGAL

A. Discussion and action regarding the award of Rubber Play Surfacing Replacement at Terra Vista (Kindergarten), Falcon Ridge (Kindergarten), Grapeland, Caryn, Solorio, and Golden Elementary Schools Bid/Job #25/26-083:

Bid/Job #25/26-083	**Name of Contractor**	**Low Bid $**
Rubber Play Surfacing Replacement	R.E. Schultz Construction, Inc.	$473,218.00
	Project Total:	$473,218.00

B. Public Hearing related to the proposed 2026-27 Fiscal Year Budget of the Etiwanda School District.

1. Presentation of 2026-27 budget by Michael Mancuso, Director of Fiscal Services.
2. Open public hearing.
3. Call for comments.
4. Close public hearing.
5. Discussion related to the proposed 2026-27 Fiscal Year Budget of the Etiwanda School District.

7. CONSENT CALENDAR

A. Approval of the personnel report, which includes appointment, employment, contract renewal, assignment, committee on assignment, transfer, promotion, demotion, resignation, retirement, leave, out-of-class pay, termination, non-reelect, suspension, release of service, release of administrative assignment, and/or any other action affecting employment status.

B. The Governing Board, acting as the legislative body for Community Facilities District (CFD) numbers 4, 5, 6, 7, 8, 9, 10, Rancho Etiwanda, Silver Ridge, Coyote Canyon, Henderson Creek, Victoria Gardens & Day Creek Square, ratifies the CFD expenditures for the period April 15 - 30, 2026, per the CFD Payment Log.

C. Ratification of the Accounts Payable Warrant Register Reports. These are various routine warrants that have been requested to pay for purchase orders and various expenditures. The Board is requested to ratify batches dated April 1 - 30, 2026.

D. Ratification of the Budget Financial Reports for the period April 1 - 30, 2026.

E. Acknowledgement by the Governing Board of the Etiwanda School District of the receipt of letters of fingerprint certification from outside contractors verifying clearance of their employees.

F. Ratification of the positions added to mileage and cell phone stipends reflecting IRS Standard Mileage Rate effective July 1, 2026.

G. Consideration to accept applications for Measure I Citizens' Oversight Committee Members in the following categories: At-Large Community Member (2); Parent/Guardian of Child Enrolled in District; Parent of Child Enrolled in District and Active in Parent-Teacher Organization; Business Representative Member.

H. Approval of the following donations:

Donated by:	**Donation of:**	**Donated to:**
Kroger	Cash	Caryn ES
See's Candy Shop, Inc.	Cash	Caryn ES
Box Top for Education	Cash	Caryn ES
John L. Golden Elementary School PTA	Cash	John L. Golden ES
Box Top for Education	Cash	Summit IS
Day Creek Intermediate PTSO	Cash	Day Creek IS

I. Approval/Ratification for Contracted Services between Etiwanda School District and the following outside Contractors:

	Consultant/ Contractor/Presenter	**Contract Number**	**Type of Service**	**Location of Service**
1	Rancho Santiago Community College District	AR052826A-01	Fieldwork	Etiwanda School District

7. CONSENT CALENDAR

2	Concordia University Irvine	AR052826A-02	Fieldwork	Etiwanda School District
3	Chaffey Community College District	AR052826A-03	Fieldwork	Etiwanda School District
4	California State Polytechnic University, Pomona	AR052826A-04	Fieldwork	Etiwanda School District
5	Bio-Acoustical Engineering Corporation	AS052826A-01	Vision and hearing screening 26/27	Etiwanda School District
6	Angels on Earth Home Health, Inc.	AS052826A-02	Licensed vocational nurses 26/27	Etiwanda School District
7	Assisted Healthcare Services, LLC	AS052826A-03	Licensed vocational nurses 26/27	Etiwanda School District
8	Guaranteed Janitorial Services, Inc.	CC052826R-01	Summer cleaning June 1 – June 23, 2026	ELOP summer program, Solorio ES
9	Guaranteed Janitorial Services, Inc.	CC052826R-02	Summer cleaning July 1 – July 24, 2026	Child Care
10	Guaranteed Janitorial Services, Inc.	CC052826R-03	Summer cleaning June 1 – June 30, 2026	Child Care
11	Eichenberger Inspection, LLC	DQ052826A-01	Project inspection HVAC replacement	Perdew ES
12	San Bernardino County Superintendent of Schools	NR052826A-01 Agreement No. 26.27.0231	Pupil transportation services	Etiwanda School District
13	Guaranteed Janitorial Services, Inc.	RC052826R-01	Summer cleaning May 26 – June 25, 2026	Extended School Year program, Falcon Ridge ES
14	Sports Facilities Group, Inc.	RC052826R-02	Annual service of telescoping indoor bleachers in gyms 26/27	Day Creek IS Etiwanda IS Heritage IS Summit IS
15	Frog Environmental	RC052826R-03	Annual basic monitoring and sampling services for stormwater 26/27	Etiwanda School District
16	California Math Festival	WH052826R-02	Student/Family Math Festival	West Heritage ES
17	Kings County Office of Education	AR052826A-05	Fieldwork	Etiwanda School District
18	Prime Home Health	AS052826A-04	Licensed vocational nurses 26/27	Etiwanda School District
19	PMKelley Leadership Consulting LLC	JS052826A-01	Consulting services 26/27	Etiwanda School District

J. Approval of Amendments/Addendums/Change Orders/Extensions:

	Vendor / Project	**Amendment/Addendum Change Order Number/ Extension**	**Original Contract Date or Dollar Amount**	**New Contract Date or Dollar Amount**
1	KDM Education Services LLC	INSTR052826A-01 Amendment #2	$ 35,050.00	$ 35,800.00
2	Eichenberger Inspection, LLC/Day Creek HVAC Project	DQ052826A-02 Amendment #1	$ 47,520.00	$ 57,024.00

K. Approval of Employment Agreement for Extra Help Retired Annuitant Position.

L. Approval of Resolution 2526-31 of the Etiwanda School District on excusing the Board member's absence for attendance records and compensation.

8. PUBLIC COMMENT ON NON-AGENDA ITEMS

This is the time and place for the general public to address the Board of Trustees. State law prohibits the Board from acting on any issue not previously included on the agenda. Because time limits are imposed for public comment, neither the Board nor the Superintendent answers questions or responds to statements made during the public comment. Members of the Board or the Superintendent may take notes and respond briefly after public comment is closed. Individual speakers shall be allowed up to three minutes to address the Board on each non-agenda item. If a member of the public desires to address the Board on more than one matter not appearing on the agenda, they will be allowed up to a total of five minutes to address all desired matters not appearing on the agenda, with a maximum of three minutes per item. With Board consent, the President may adjust the time allowed for public input and the time allotted for each speaker. The President may take a poll of speakers for or against a particular issue and ask that additional persons speak only if they have something new to add. For non-agenda item(s), to ensure that non-English speakers receive the same opportunity to address the Board directly, any member of the public who utilizes a translator shall be provided twice the allotted time to address the Board unless simultaneous translation equipment is used to allow the Board to hear the translated public testimony simultaneously. Board Policy 9323 limits the total time for public input on non-agenda items to thirty minutes. Any handouts that a member of the public intends to submit to Board members must be presented to the designated staff member before beginning public comments. Speakers are cautioned that the Board assumes no responsibility for the speaker's liability for any intentionally false or defamatory comments the speaker may make regarding any person during the opportunity for public comment. Persons who have complaints against employees of the district are encouraged to seek resolution of those complaints by utilization of the Etiwanda School District written complaint procedure rather than orally addressing them at a meeting.

A. Comments on non-agenda items.

9. BOARD/STAFF COMMENTS OR SUGGESTED ITEMS FOR DISCUSSION AT UPCOMING MEETINGS

10. CLOSED SESSION

A. Conference with labor negotiator (Government Code 54957.6) for the 2025-26 school year
District Negotiator: Laura Rowland, Assistant Superintendent of Personnel Services
Bargaining Unit: Etiwanda Teachers Association

B. Liability Claim (Government Code 54956.95)
Claimant: PL2526-10 R.D.

C. Conference with Real Property Negotiator (Government Code 54956.8)
Property: Approximately 1,000 acres of real property located north of Banyan Street, east of Milliken Avenue, and west of Day Creek Channel in the City of Rancho Cucamonga, located within the Etiwanda Heights neighborhood.

11. RECONVENE TO OPEN SESSION

A. Report from Closed Session.

12. ADJOURNMENT

Submitted by Charlayne Sprague, Superintendent and Secretary to the Board of Trustees. Student enrollment as of May 12, 2026: 13,619 TK-8 (-36 from April 13, 2026) with 242 in CLOUDS Preschool.

Public records related to the public session agenda that is distributed to the Governing Board less than 72 hours before a regular meeting may be inspected by the public at the Etiwanda Education Center, 6061 East Avenue, Etiwanda, CA 91739, during regular business hours of 7:30 a.m. to 4:00 p.m.

In accordance with section 54953.2 of the *Government Code*, individuals may request disability-related modifications or accommodations, including auxiliary aides or services, to participate in a public meeting. Such requests must be submitted in writing no later than noon, two business days before the meeting date. Requests should be submitted to the attention of Superintendent Charlayne Sprague.

The District does not provide live language interpretation for public comment during board meetings. Individuals who require interpretation may arrange for their own interpreter or submit written comments to the Board two business days before the meeting date for translation.

Upon request by a student's parent/guardian, or by the student if age 18 or older, the board meeting minutes shall not include the student's or parent/guardian's address, telephone number, date of birth, or email address, or the student's name or other directory information as defined in Education Code 49061. The request to exclude such information shall be made in writing to the Secretary or Clerk of the Board. (Education Code 49073.2)

INTENTIONALLY LEFT BLANK

INTENTIONALLY LEFT BLANK

ETIWANDA SCHOOL DISTRICT
Etiwanda Education Center Board Room
6061 East Avenue, Etiwanda, CA 91739

BOARD OF TRUSTEES: Cathline Fort, Matthew Gordon, Dr. Fermín Jaramillo, Dayna Karsch, and April McAllaster

BOARD OF TRUSTEES
Minutes
Thursday, May 7, 2026, 6:30 p.m.

1. Call to Order

A. President Gordon called the meeting to order at 6:31 p.m. All members were present. President Gordon announced that all open sessions of the board meeting are audio-recorded and may capture the sounds of participants. President Gordon asked those participating in the meeting to join in the Pledge of Allegiance.

2. Recognition

A. Jeannie Tavolazzi, Assistant Superintendent of Instruction/Pupil Services, recognized a student selected as a 2025–26 Rancho Cucamonga Council PTA Reflections Program award winner who will advance to the California State PTA Reflections award level.

B. President Gordon announced that the recognition item 2. B. would be deferred due to delay of presenter. The Board later returned to this item at 7:24 p.m., at which time Robert Garcia, Assemblymember, 50th Assembly District (Rancho Cucamonga), presented Superintendent Charlayne Sprague with a resolution in recognition of her retirement and 35 years of service to the Etiwanda School District.

3. Public Comment on Agenda Items

Pursuant to Board Policy 9324, Board Minutes and Recordings: "The minutes shall reflect the names of those individuals who comment during the meeting's public comment period as well as the topics they address."

A. Comments on agenda items:

- Des Alvarez commented regarding the West Heritage Elementary modernization plans, including restroom access for TK and kindergarten students. She shared concerns related to current restroom access and student safety, and encouraged the District to consider restroom access as part of the planning process.

4. Review/Adopt Agenda and Minutes

A. The Board of Trustees adopted the agenda as presented on a motion by Member Fort, seconded by Member McAllaster, and carried by a unanimous vote with all members present voting yes.

B. The Board of Trustees adopted the minutes of the regular meeting held on April 20, 2026, as presented on a motion by Member Karsch, seconded by Member Jaramillo, and carried by a unanimous vote with all members present voting yes.

5. Instruction

A. Jeannie Tavolazzi, Assistant Superintendent of Instruction/Pupil Services, presented an update on the 2025-26 Wellness Program goals, and shared proposed 2026-27 Wellness Program goals.

- The Board of Trustees discussed bicycle safety program collaboration with the City of Rancho Cucamonga, and the intermural sports program.

After discussion, the Board of Trustees took action to approve the 2026-27 Wellness Program goals on a motion by Member McAllaster, seconded by Member Fort, and carried by a unanimous vote, with all members present voting yes.

B. Justin Kooyman, Director of Instruction, presented the Local Control & Accountability Plan (LCAP) Update: Draft 2026-27 LCAP goals/actions.

- The Board of Trustees discussed screen time for students, technology use in the classroom, parent communication practices, support for foster youth, family engagement, and professional development related to monitoring individualized plans for long-term English Learners.

6. Personnel

A. Laura Rowland, Assistant Superintendent of Personnel Services, presented the Declaration of Need for Fully Qualified Educators for the 2026-27 school year, pursuant to the requirement established by the State of California Commission on Teacher Credentialing.

- The Board of Trustees discussed the 2026–27 Annual Declaration of Need, including clarification regarding emergency Crosscultural, Language, and Academic Development (CLAD) permits and requirements for out-of-state teacher candidates. Trustees inquired about the CalState TEACH program, and requested additional information regarding participating universities, program details, and potential grant opportunities.

After discussion, the Board of Trustees took action to approve the annual Declaration of Need for Fully Qualified Educators for the 2026-27 school year, pursuant to the requirement established by the State of California Commission on Teacher Credentialing, on a motion by Member Jaramillo, seconded by Member Karsch, and carried by a unanimous vote with all members present voting yes.

B. After discussion, the Board of Trustees took action to approve the following policies, on a motion by Member Fort, seconded by Member Jaramillo, and carried by a unanimous vote with all members present voting yes.

- BP 3515 *Campus Security*, updated
- AR 3515 *Campus Security*, new

7. Business and Legal

A. Doug Claflin, Assistant Superintendent of Business Services, presented information pertaining to the identification of the impact that projected future development will have on the school facilities of the Etiwanda School District and the adoption of the Fee Justification Report for residential, commercial, and industrial development.

- President Gordon opened the public hearing regarding the Fee Justification Report for residential, commercial, and industrial development. After hearing no comments, President Gordon closed the public hearing.

The Board of Trustees then took action to approve Resolution No. 2526-28 concerning school facility fees on residential, commercial, and industrial development pursuant to Education Code 17620, on a motion by Member Karsh, seconded by Member McAllaster, and carried by a unanimous vote with all members present voting yes.

B. Michael Higgins, Director of Operations and Facilities, presented the West Heritage Elementary School modernization plans.

- The Board of Trustees discussed traffic patterns, drop-off and pick-up access points, and staff input.

After discussion, the Board of Trustees approved West Heritage Elementary School's modernization plans, on a motion by Member Karsch, seconded by Member McAllaster, and carried by unanimous vote with all members present voting yes.

8. Superintendent

A. After discussion, the Board of Trustees approved the following policy, on a motion by Member Fort, seconded by Member McAllaster, and carried by a unanimous vote with all members present voting yes.

- BP 9320.1 *Remote Meetings and Attendance*, new

B. Superintendent Sprague reported on the California Distinguished Schools Program celebration, noting that three middle schools, Day Creek Intermediate School, Heritage Intermediate School, and Summit Intermediate School, were recognized. She provided updates on middle school athletics, including soccer standings and championship results, highlighted spring band concerts and Summit Intermediate School's "Play It Forward" initiative, reported on an Earth Day tree-planting partnership event with the City of Rancho Cucamonga, and shared districtwide employee recognition and upcoming events.

9. Consent Calendar

The Board of Trustees approved the Consent Calendar as presented on a motion by Member Jaramillo, seconded by Member Fort, and carried by a unanimous vote with all members present voting yes.

A. Approval of the personnel report, which includes appointment, employment, contract renewal, assignment, committee on assignment, transfer, promotion, demotion, resignation, retirement, leave, out-of-class pay, termination, non-reelect, suspension, release of service, release of administrative assignment, and/or any other action affecting employment status.

B. The Governing Board, acting as the legislative body for Community Facilities District (CFD) numbers 4, 5, 6, 7, 8, 9, 10, Rancho Etiwanda, Silver Ridge, Coyote Canyon, Henderson Creek, Victoria Gardens & Day Creek Square, ratifies the CFD expenditures for the period April 1 – 30, 2026, per the CFD Payment Log.

9. Consent Calendar (continued)

C. Approval of Resolution 2526-29 to Authorize Temporary Borrowing between Funds of the School District.

D. Approval of the following donations:

Donated by:	Donation of:	Donated to:
The Kroger Co.	Cash	Summit IS
Summit Intermediate PTSA	Cash	Summit IS

E. Approval/Ratification for Contracted Services between Etiwanda School District and the following outside Contractors:

	Consultant/ Contractor/Presenter	Contract Number	Type of Service	Location of Service
1	M.H. Flex Training	CC050726R-01	Summer Camp	Child Care
2	Michael Frauenthal & Associates, Inc.	DQ050726R-01	Property appraisal	Etiwanda School District
3	Cardinal Environmental Consultants, Inc.	DQ050726R-02	Environmental assessment	Perdew ES
4	MFC Consulting, Inc.	MS050726A-01	Random Moment Time Survey	Etiwanda School District
5	The Law Office of Margaret A. Chidester & Associates	MS050726A-02	Legal services	Etiwanda School District
6	Sports Facilities Group, Inc.	RC050726R-01	Annual inspection of basketball backstop structures	Day Creek IS Etiwanda IS Heritage IS Summit IS
7	Red Star Fire Protection	RC050726R-03	Annual fire extinguisher service	East Heritage ES West Heritage ES Colony ES Heritage IS
8	Wellness Together, Inc.	JJ050726A-01	Counseling consultant	Etiwanda School District

F. Approval/Ratification of Proposal and Field Contract services under $75,000 between Etiwanda School District and the following Contractors:

	Consultant/ Contractor	Contract Number	Type of Service	Location of Service
1	Acclaimed Electrical Services	DQ050726A-03	Convert to LED lights	Grapeland ES
2	Burgess Moving & Storage	DQ050726A-04	Classroom move in/out	Etiwanda IS
3	Acclaimed Electrical Services	DQ050726A-06	Convert to LED lights	Solorio ES
4	Acclaimed Electrical Services	DQ050726A-07	Convert to LED lights	Golden ES

G. Approval of Amendments/Addendums/Change Orders/Extensions/Renewals:

	Vendor / Project	Amendment/ Addendum Change Order Number/Extension	Original Contract Date or Dollar Amount	New Contract Date or Dollar Amount
1	Class Leasing LLC	DQ050726A-05	_____	Renewal Term of 2 years, July 1, 2026 – June 30, 2028
2	Guaranteed Janitorial Services, Inc.	RC050726A-02 Amendment #4	_____	Extending original contract through the 2026/2027 school year with a 2% rate increase.

9. Consent Calendar (continued)

3	Corwin Press, Inc.	INSTR050726A-01	Changing May 6, 2026	To May 22, 2026

H. Approval of the designation of the following employees to administer the Oath or Affirmation to any new employee(s) before the employee(s) begin their employment with the district in accordance with the Etiwanda School District Administrative Regulations 4512.3 for the 2026-27 school year.

Ashley Rinella	Jennifer Diaz	Kaelin Harris	Josh Lautenslager	Anita Lopez
Jackie Sandoval	Laura Sandoval	Megan Schank	Damita Walton	

I. Annual approval of the services with Cooperative Organization for the Development of Employee Selection Procedures (CODESP).

J. Approval of Board Policies (BP), Administrative Regulations (AR), and/or Exhibits (EX), for annual review, revisions, or deletions in alignment with new legislation, recent court decisions, or updated state and/or federal guidance for:

AR 3516.1 *Fire Drills and Fires,* updated
BP 4030 *Nondiscrimination in Employment,* updated
AR 4030 *Nondiscrimination in Employment,* updated
BP 4033 *Lactation Accommodation,* updated
BP 4519.11 *Sexual Harassment,* updated
AR 4519.11 *Sexual Harassment,* updated
AR 4519.12 *Title IX Sexual Harassment Complaint Procedures – Employees,* updated
EX 4519.12 *Title IX Sexual Harassment Complaint Procedures – Employees,* updated
BP 5141.4 *Child Abuse Prevention and Reporting,* updated
AR 5141.4 *Child Abuse Prevention and Reporting,* updated
BP 5144.1 *Suspension and Expulsion/Due Process,* updated
BP 5145.2 *Freedom of Speech/Expression,* updated
AR 5145.2 *Freedom of Speech/Expression,* updated
BP 6173 *Education for Homeless Children,* updated
BP 9320 *Meeting and Notices,* updated
BP 9322 *Agenda/Meeting Materials,* updated
BP 9323 *Meeting Conduct,* updated

10. Public Comment on Non-Agenda Items

Pursuant to Board Policy 9324, Board Minutes and Recordings: "The minutes shall reflect the names of those individuals who comment during the meeting's public comment period as well as the topics they address."

A. Comments on non-agenda items:

- Michelle Carney, Etiwanda Teachers Association (ETA) President, shared appreciation for the collaborative relationship with the District, reflected on her five years of service, acknowledged District leadership and staff, expressed confidence in the incoming superintendent, and thanked the Board for its continued support of teachers and schools.
- Des Alvarez commented regarding California Teachers Association (CTA) statewide union activities, employee representation organization options, restroom access and facility planning for TK and kindergarten classrooms, a reconsideration of full-day kindergarten program, and student safety concerns related to the use of metal water bottles.
-

11. Board/Staff Comments or Suggested Items for Discussion at Upcoming Meetings

- Member Jaramillo reported attending a countywide robotics competition and inquired about opportunities for the District's Expanded Learning Operations Program (ELOP) to participate in similar events; shared attendance at elementary and middle school music performances; and noted appreciation for the recent classified employee luncheon recognizing staff contributions.
- Member McAllaster requested moving the June 11 board meeting date.
- Member Gordon expressed appreciation to ETA President, Michelle Carney, for her service, noting their shared commitment to students despite differing perspectives, and commended her as a strong, logical, and dedicated advocate for employees.

12. Closed Session

The Board of Trustees adjourned to Closed Session at 8:51 p.m. to discuss items A. – C.

A. Public Employee Appointment. (Government Code 54957)
Title: (1) Director of Personnel

B. Conference with Labor Negotiators (Government Code 54957.6):
District designated representative: Matthew Gordon, President of the Board of Trustees
(2) Unrepresented employees:
Doug Claflin, Assistant Superintendent of Business Services
Jeannie Tavolazzi, Assistant Superintendent of Instruction/Pupil Services

C. Public Employee Performance Evaluation: Superintendent (Government Code 54957)

13. Reconvene to Open Session

The Board of Trustees reconvened into Open Session at 10:25 p.m.

President Gordon reported that Member Fort left during Closed Session at 9:10 p.m. due to a family matter.

Item 12. A. In Closed Session, the Board of Trustees took action to appoint Josh Lautenslager as Director of Personnel effective July 1, 2026, on a motion by Member Fort, seconded by Member Karsch, and carried by a unanimous vote with all members present voting yes.

Item 12. B President Gordon read out in open session:

Assistant Superintendent of Business Services:

Pursuant to Government Code section 54953, subdivision (c)(3), the Board provides this oral summary of the salary and fringe benefits as set forth in the proposed Assistant Superintendent Employment Agreement between Etiwanda School District and Doug Claflin.

- Contract term effective July 1, 2026, through June 30, 2030.
- Annual salary of $275,000.00 effective July 1, 2026.
- Annual salary increases of the same percentage salary increase as is provided to other District management, unless the Board takes a specific action within sixty (60) days of the management increase to set the Superintendent's salary at a different amount.
- Annual salary increases, including a salary increase of $3,000.00 annually if the prior year's evaluation is satisfactory or better.
- District-paid retiree health and welfare benefits to age 65, to the extent such benefits are available to other retired management employees pursuant to Board Policy.
- On retirement at age 56 years or older after completion of 18 years of service as Assistant Superintendent of Business Services, the District will provide an IRS qualified retirement annuity in an amount equivalent to 85% of his salary for his final year of District employment.
- The District shall reimburse Mr. Claflin for an existing life insurance policy at an annual cost not to exceed One Thousand Five Hundred Dollars ($1,500.00).
- 25 days of annual vacation with pay up to a cap of 40 days, exclusive of holidays, with cash out up to 10 days annually.
- 12 days of annual sick leave.
- The District shall provide mileage reimbursement for business mileage incurred outside San Bernardino County, in accordance with Board Policy.

The Board of Trustees took action in Open Session to approve the contract of employment for Doug Claflin, Assistant Superintendent of Business Services, on a motion by Member Jaramillo, seconded by Member McAllaster, and carried by a unanimous vote of the members present.

Assistant Superintendent of Instruction/Pupil Services

Pursuant to Government Code section 54953, subdivision (c)(3), the Board provides this oral summary of the salary and fringe benefits as set forth in the proposed Assistant Superintendent of Instruction/Pupil Services Employment Agreement between Etiwanda School District and Jeannie Tavolazzi

- Contract term effective July 1, 2026, through June 30, 2030.
- Annual salary of $252,000.00 effective July 1, 2026.

13. Reconvene to Open Session (continued)

- Annual salary increases of the same percentage salary increase as is provided to other District management, unless the Board takes a specific action within sixty (60) days of the management increase to set the Superintendent's salary at a different amount.
- Annual salary increases, including a salary increase of $3,000.00 annually if the prior year's evaluation is satisfactory or better.
- District-paid retiree health and welfare benefits to age 65, to the extent such benefits are available to other retired management employees pursuant to Board policy.
- On retirement at age 56 years or older after completion of seven years of service as Assistant Superintendent of Instruction/Pupil Services, the District will provide an IRS qualified retirement annuity in an amount equivalent to 70% of her salary for her final year of District employment.
- During the term of the agreement or any renewal or extension of the agreement, Ms. Tavolazzi will be provided a term life insurance policy with a face value of $300,000.00, at an annual cost not to exceed $1,000.00.
- 25 days of annual vacation with pay up to a cap of 40 days, exclusive of holidays, with cash out up to 10 days annually.
- 12 days of annual sick leave.
- The District shall provide mileage reimbursement for business mileage incurred outside San Bernardino County, in accordance with Board policy.
- The District shall pay for necessary expenses associated with professional growth activities approved by the Board. The District shall pay the Superintendent's membership dues for membership in ACSA, AASA, and one local service organization approved by the Board.

The Board of Trustees then took action in Open Session to approve the contract of employment for Jeannie Tavolazzi as Assistant Superintendent of Instruction/Pupil Services, on a motion by Member McAllaster, seconded by Member Karsch, and carried by unanimous vote of the members present.

Item 12. C. No action reported.

14. Adjournment

The meeting was adjourned at 10:31 p.m. in memory of student Avery Linton and teacher Corey Vigil, on a motion by Member Karsch, seconded by Member McAllaster, and carried by a unanimous vote of the members present.

Board approved date: _____

ETIWANDA SCHOOL DISTRICT
Etiwanda Education Center Board Room
6061 East Avenue, Etiwanda, CA 91739

BOARD OF TRUSTEES: Cathline Fort, Matthew Gordon, Dr. Fermín Jaramillo, Dayna Karsch, and April McAllaster

BOARD OF TRUSTEES
SPECIAL MEETING
MINUTES
Tuesday, May 19, 2026, 6:30 p.m.

1. Call to Order

Member Fort called the meeting to order at 6:30 p.m. Board members present were Members Fort, Jaramillo, and McAllaster. President Gordon was absent. Member Fort announced that all open sessions of the board meeting are audio-recorded and may capture the sounds of participants. Member Fort asked those participating in the meeting to join in the Pledge of Allegiance.

2. Public Comment on Agenda Item

Pursuant to Board Policy 9324, Board Minutes and Recordings: "The minutes shall reflect the names of those individuals who comment during the meeting's public comment period as well as the topics they address."

A. Comments on agenda items: None offered.

3. Review / Adopt Agenda

A. The Board of Trustees adopted the agenda as presented, on a motion by Member Karsch seconded by Member McAllaster, and carried by a unanimous vote with all members present voting yes.

4. Personnel

A. After discussion, the Board of Trustees took action to approve the Administrator of Pupil Services job description on a motion by Member Jaramillo, seconded by Member McAllaster, and carried by a unanimous vote with all members present voting yes.

5. Closed Session

The Board of Trustees adjourned to Closed Session at 6:34 p.m.

A. Public Employee Appointment. (Government Code 54957)
Title: Administrator of Personnel Services (1)

6. Reconvene to Open Session

The Board of Trustees reconvened into Open Session at 6:49 p.m.

Item 5. A. The Board of Trustees took action in Closed Session to appoint David Apodaca as Administrator of Personnel Services, effective July 1, 2026, on a motion by Member McAllaster, seconded by Member Karsch, and carried by a unanimous vote, with all members present voting yes.

7. Adjournment

The meeting was adjourned at 6:50 p.m. on a motion by Member Jaramillo, seconded by Member McAllaster, and carried by a unanimous vote with all members present voting yes.

Board approved date: _____

2026 2027 LCAP

Local Control Accountability Plan



















School District
Etiwanda

LCFF Budget Overview for Parents

Local Educational Agency (LEA) Name: Etiwanda School District
CDS Code: 36-67702-0000000
School Year: 2026-27
LEA contact information:
Charlayne Sprague
Superintendent
charlayne_sprague@etiwanda.org
(909) 899-2451

School districts receive funding from different sources: state funds under the Local Control Funding Formula (LCFF), other state funds, local funds, and federal funds. LCFF funds include a base level of funding for all LEAs and extra funding - called "supplemental and concentration" grants - to LEAs based on the enrollment of high needs students (foster youth, English learners, and low-income students).

Budget Overview for the 2026-27 School Year

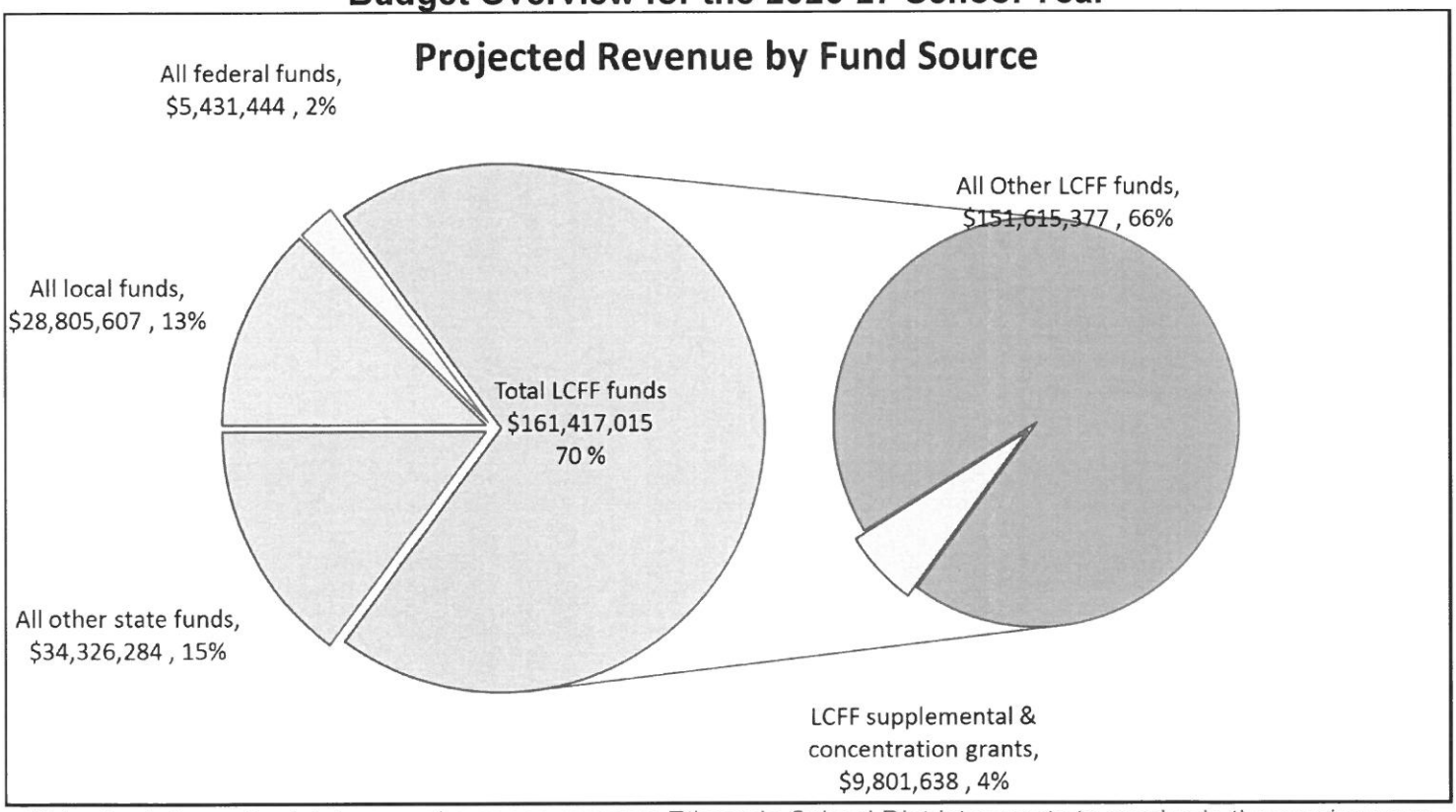

This chart shows the total general purpose revenue Etiwanda School District expects to receive in the coming year from all sources.

The text description for the above chart is as follows: The total revenue projected for Etiwanda School District is $229,980,350, of which $161,417,015 is Local Control Funding Formula (LCFF), $34,326,284 is other state funds, $28,805,607 is local funds, and $5,431,444 is federal funds. Of the $161,417,015 in LCFF Funds, $9,801,638 is generated based on the enrollment of high needs students (foster youth, English learner, and low-income students).

LCFF Budget Overview for Parents

The LCFF gives school districts more flexibility in deciding how to use state funds. In exchange, school districts must work with parents, educators, students, and the community to develop a Local Control and Accountability Plan (LCAP) that shows how they will use these funds to serve students.

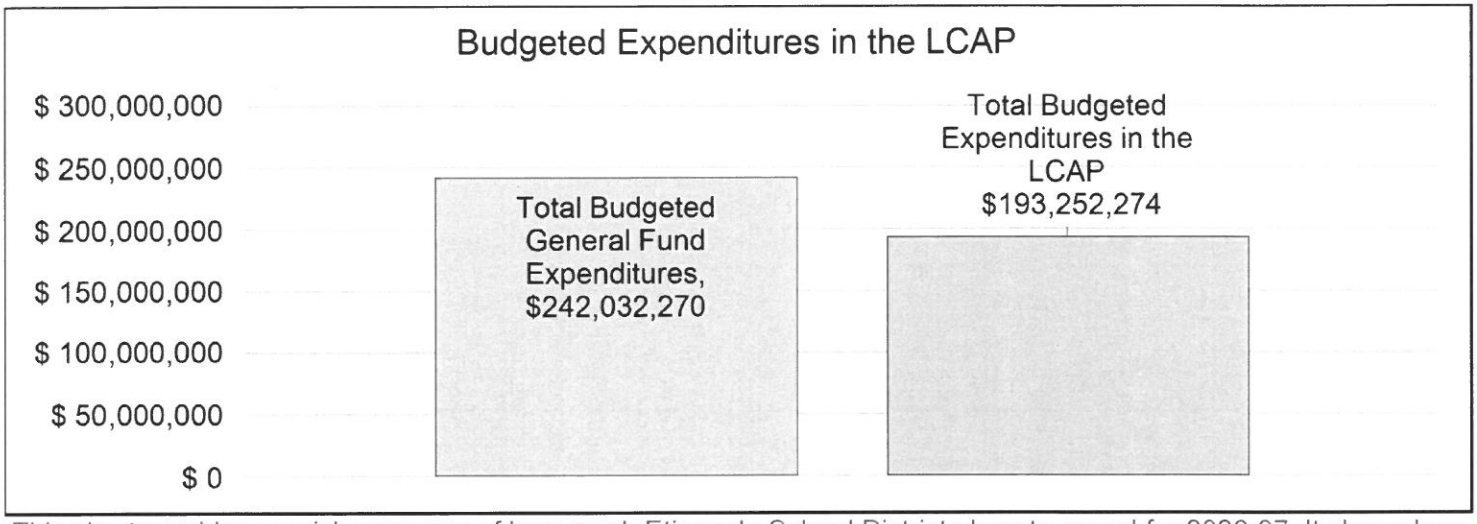

This chart provides a quick summary of how much Etiwanda School District plans to spend for 2026-27. It shows how much of the total is tied to planned actions and services in the LCAP.

The text description of the above chart is as follows: Etiwanda School District plans to spend $242,032,270 for the 2026-27 school year. Of that amount, $193,252,274 is tied to actions/services in the LCAP and $48,779,996 is not included in the LCAP. The budgeted expenditures that are not included in the LCAP will be used for the following:

Beyond the Local Control Accountability Plan (LCAP), budgeted expenditures cover the salaries and benefits for all district employees, including administrators, teachers, and classified staff like campus support personnel. This funding is essential for maintaining vital school and district-wide initiatives, such as special education services, before and after-school childcare programs, and federal categorical programs. Additional costs also include instructional books and supplies, restricted and unrestricted lottery funds, STRS on-behalf payments, inter-departmental transfers, and capital improvement projects.

Increased or Improved Services for High Needs Students in the LCAP for the 2026-27 School Year

In 2026-27, Etiwanda School District is projecting it will receive $9,801,638 based on the enrollment of foster youth, English learner, and low-income students. Etiwanda School District must describe how it intends to increase or improve services for high needs students in the LCAP. Etiwanda School District plans to spend $9,801,638 towards meeting this requirement, as described in the LCAP.

LCFF Budget Overview for Parents

Update on Increased or Improved Services for High Needs Students in 2025-26

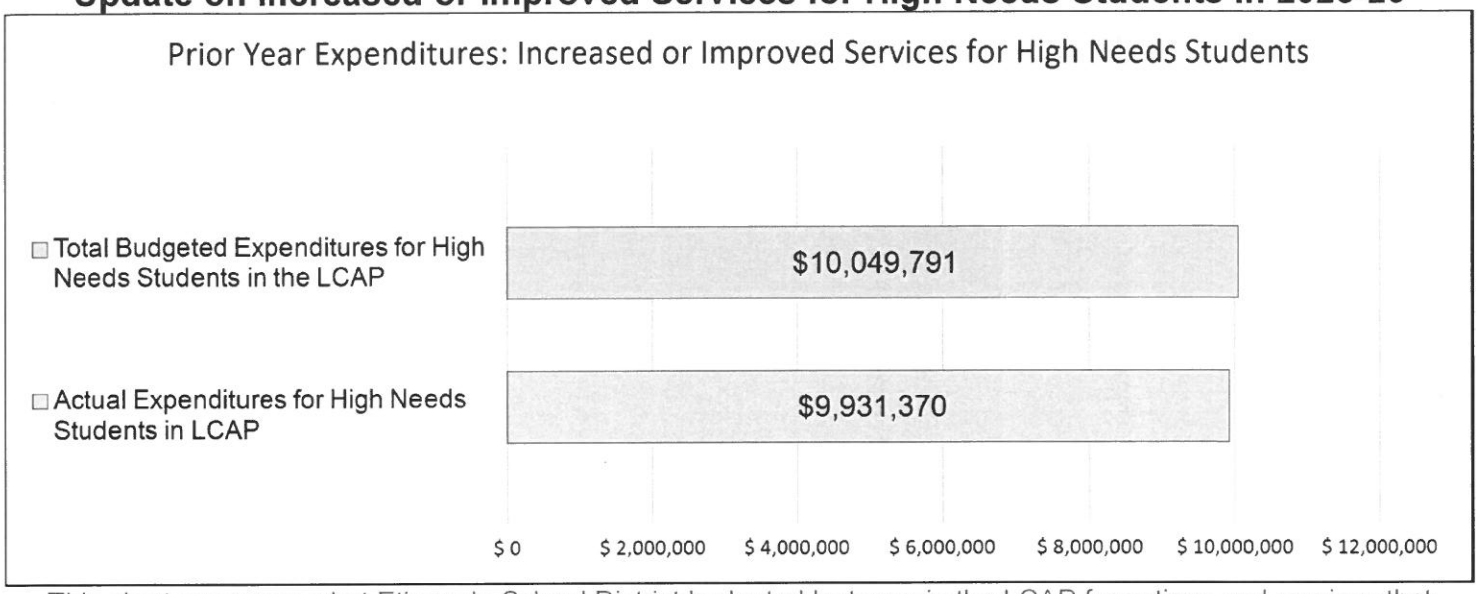

This chart compares what Etiwanda School District budgeted last year in the LCAP for actions and services that contribute to increasing or improving services for high needs students with what Etiwanda School District estimates it has spent on actions and services that contribute to increasing or improving services for high needs students in the current year.

The text description of the above chart is as follows: In 2025-26, Etiwanda School District's LCAP budgeted $10,049,791 for planned actions to increase or improve services for high needs students. Etiwanda School District actually spent $9,931,370 for actions to increase or improve services for high needs students in 2025-26.

The difference between the budgeted and actual expenditures of $118,421 had the following impact on Etiwanda School District's ability to increase or improve services for high needs students:

Actual supplemental funding fell below projections due to lower-than-anticipated enrollment and unduplicated pupil counts.

Local Control and Accountability Plan

The instructions for completing the Local Control and Accountability Plan (LCAP) follow the template.

Local Educational Agency (LEA) Name	Contact Name and Title	Email and Phone
Etiwanda School District	Charlayne Sprague Superintendent	charlayne_sprague@etiwanda.org (909) 899-2451

Plan Summary [2026-27]

General Information

A description of the LEA, its schools, and its students in grades transitional kindergarten–12, as applicable to the LEA. LEAs may also provide information about their strategic plan, vision, etc.

District Overview

Established in May 1883 in the historic Cucamonga Wine Region, the Etiwanda School District has grown from a one-room schoolhouse into a thriving educational community grounded in tradition, innovation, and a commitment to Excellence in Education. Throughout its history, the district has maintained high academic standards, strong family partnerships, and a student-centered approach that continues to support student success.

Located in the Inland Empire region of San Bernardino County, approximately 45 miles east of Los Angeles, the district serves portions of Rancho Cucamonga and Fontana—two of the fastest-growing communities in Southern California. The broader service area reflects a population of approximately 95,000–110,000 residents, characterized by steady residential growth, increasing diversity, and strong community investment in schools.

The region's median household income is estimated between $115,000 and $130,000, depending on the specific attendance boundaries across Rancho Cucamonga and northern Fontana. This reflects a relatively high socioeconomic profile within the Inland Empire, while also including areas of economic diversity that contribute to the district's unduplicated pupil population. The community includes a mix of established neighborhoods and newly developed housing, contributing to continued enrollment stability and growth.

Schools & Enrollment

The Etiwanda School District serves approximately 14,000 students in transitional kindergarten through eighth grade across:

- 13 elementary schools
- 4 intermediate schools
- 1 community day school

Serving a dynamic and growing community, the district continues to adapt to changing enrollment patterns while maintaining a strong reputation for academic excellence and innovation.

Mission & Vision

The mission of the Etiwanda School District is to promote high standards in curriculum, instruction, performance, and personal behavior. The district is dedicated to ensuring that students achieve academic excellence, develop respect for self and others, and become contributing members of a culturally diverse society. This mission is achieved through a cooperative effort among students, families, staff, and the broader community.

The district's vision is to be a place where "Excellence in Education" is realized for all students. Students will leave eighth grade prepared to succeed academically, socially, and emotionally in high school, college, career, and beyond. Through a rigorous and engaging instructional program, students develop critical thinking, collaboration, and problem-solving skills necessary to thrive in an evolving world.

Belief Statements Students

We believe that the highest levels of academic, social and emotional growth for all students occur when:

- Schools are welcoming places, providing a nurturing learning environment that ensure physical and emotional safety.
- All members of the school community strive for unity and embrace diversity.
- Mutual respect between parents, students, teachers, support staff and administrators creates an environment in which teamwork and collaboration thrive.
- Self-esteem and self-respect are enhanced through achievement.

We believe that all students can achieve to their maximum potential when:

- Instructional strategies target individual needs, abilities and learning styles.
- Current technology is used to support and enhance student learning.

We believe the shared responsibility for student success is built on a foundation that includes:

- High quality, well trained, caring and compassionate teachers, support staff and administration.
- Strong connections between the school and home, recognizing that parents play a vital role both as teachers and partners with the school in the growth and development of their children.
- A district culture in which trust, kindness, honesty, and open communication are valued and practiced daily.

Community Context & Educational Environment

The Etiwanda School District operates within a region experiencing continued economic and residential development. Key characteristics of the community include:

- Sustained population growth, particularly in northern Rancho Cucamonga and Fontana
- Increasing cultural and linguistic diversity, contributing to a rich and inclusive school environment
- High levels of parent engagement and educational attainment, supporting strong home-school partnerships
- Economic variability across neighborhoods, reinforcing the importance of targeted supports and equitable resource allocation

These factors influence district priorities, including maintaining high academic expectations while ensuring access, inclusion, and support for all student groups.

Commitment to Student Success & Whole-Child Development

The Etiwanda School District is dedicated to ensuring that every child reaches their full academic, social, and emotional potential. This commitment is reflected in:

- A Balanced & Engaging Curriculum: Instruction focuses on foundational skills in literacy, mathematics, science, and social studies while providing enrichment opportunities in arts, music, drama, and physical education.
- Inclusive & Culturally Responsive Classrooms: The district fosters a sense of belonging for all students, ensuring that diverse backgrounds and experiences are respected and celebrated.
- Educational Technology Integration: Students develop digital literacy skills through the use of technology tools, including AI tools, and digital resources that extend learning beyond the classroom.
- Expanded Learning Opportunities: Enrichment, intervention, and support programs ensure that all students have access to resources tailored to their individual needs.
- Social-Emotional Learning & Student Well-Being: A focus on PBIS (Positive Behavior Interventions & Supports), restorative practices, and counseling services helps students develop strong character, emotional resilience, and respect for others.

Student Demographics & Diversity

The Etiwanda School District serves a diverse student population, reflective of the surrounding community:

- 43% Hispanic
- 19% Asian
- 16% White
- 8% African American
- 6% Two or More Races
- 5% Other
- 3% Not Reported

Additionally:

- 29% socioeconomically disadvantaged
- 12.9% students with disabilities

- 8.7% English learners
- 0.3% foster youth
- 33% unduplicated pupils

This diversity enhances instructional opportunities and supports the district's commitment to inclusive, culturally responsive practices.

Equity Multiplier & Targeted Support
The Etiwanda Community Day School qualifies for the Equity Multiplier, a designation that provides additional resources and funding to support students facing higher levels of academic and socioeconomic challenges. With a non-stability rate over 25% and a socioeconomically disadvantaged (SED) rate higher than the 70% threshold, students at Etiwanda Community Day School experience significant transitions and unique learning needs, requiring targeted interventions, wraparound services, and intensive academic and behavioral support. With the Equity Multiplier designation, Etiwanda is further enhancing its efforts to close achievement gaps, increase student engagement, and provide equitable opportunities for success for all students, particularly among the small student population attending the Etiwanda Community Day School.

Recognition & Awards

The California Department of Education honors schools for exceptional student performance and success in closing achievement gaps.

Etiwanda School District continues to be widely recognized through this program earning the California Distinguished School designation on multiple occasions.

California Distinguished Schools (Since 2018)
- 2026 – Day Creek Intermediate, Etiwanda Intermediate, and Heritage Intermediate
- 2025 – David W. Long Elementary
- 2024 – Day Creek Intermediate
- 2020 – Carleton P. Lightfoot, Cecilia Lucero Solorio, Etiwanda Colony, Perdew, West Heritage
- 2019 – Day Creek, Etiwanda Intermediate, Heritage Intermediate, Summit Intermediate
- 2018 – Perdew, Terra Vista

These schools were selected based on strong academic performance, growth across student groups, and implementation of effective instructional and support systems.

National Blue Ribbon Schools (Since 2020):
- Carleton P. Lightfoot Elementary
- John L. Golden Elementary
- Day Creek Intermediate
- Grapeland Elementary
- Terra Vista Elementary

Additional Recognition:
Schools across the district have also been recognized through:

- California School Boards Association (CSBA) Golden Bell Awards for innovative and exemplary programs
- State and regional recognitions highlighting excellence in instructional practices, student support systems, and community engagement

Looking Ahead: A Future of Excellence

The Etiwanda School District remains committed to providing a high-quality educational experience that prepares all students for success in high school, college, career, and beyond. Through a student-centered approach, strong instructional practices, and meaningful partnerships with families and the community, the district continues to ensure that every student has access to the support, resources, and opportunities needed to achieve.

As learners and contributors in an ever-changing world, students will leave the Etiwanda School District prepared to:

- Achieve academic and personal growth
- Demonstrate confidence, responsibility, and empathy
- Engage in critical thinking and problem-solving
- Contribute positively to their communities

Grounded in a culture of collaboration, respect, and continuous improvement, the Etiwanda School District will continue to bring its vision of "Excellence in Education" to life for all students.

Reflections: Annual Performance

A reflection on annual performance based on a review of the California School Dashboard (Dashboard) and local data.

The 2025 California School Dashboard, in combination with local measures, provides a comprehensive reflection of student performance, engagement, and school climate across the Etiwanda School District. Overall, the data reflects continued strong academic outcomes and improving engagement trends, while also identifying specific student groups and school sites requiring targeted support. These findings inform ongoing refinement of district actions to ensure equitable outcomes for all students.

Academic Achievement
Districtwide performance in English Language Arts (ELA) and mathematics remains a notable strength. Students in grades 3–8 are performing 45.8 points above standard in ELA and 24.5 points above standard in mathematics, reaching blue (very high) status in English Language Arts and maintaining a green (high) status in Mathematics.

Across student groups:

- Nine of twelve student groups achieved green or blue status in ELA including:
- Blue: Asian, Filipino, Homeless, Two or More Races, and White

- Green: African American, English Learners, Hispanic, and Socioeconomically Disadvantaged Students
- The remaining student groups are in the Yellow or Orange status:
- Yellow: Foster Youth
- Orange: Long-Term English Learners and Students with Disabilities

- Similarly, in mathematics, eight of the twelve student groups achieved green or blue status including:
- Blue: Asian, Filipino, and White
- Green: African American, English Learners, Hispanic, Homeless, and Two or More Races
- The remaining student groups are in the Yellow or Orange status:
- Yellow: Foster Youth, Long-Term English Learners, and Socioeconomically Disadvantaged
- Orange: Students with Disabilities

- No student groups are identified in the red (very low) performance level in either subject.

These outcomes reflect the continued impact of standards-aligned instruction, structured collaboration, and targeted academic supports.

This highlights the importance of sustaining differentiated instruction, Universal Access structures, and targeted intervention supports.

English Learner Progress

- The 2025 California School Dashboard shows stronger performance in English Learner progress for the Etiwanda School District. The English Learner Progress Indicator (ELPI) reports that 66.5% of English Learners are making progress toward English language proficiency, an increase from 54.8% in the prior year.
- In addition, the Dashboard now separately reports performance for Long-Term English Learners (LTELs). In 2025, Etiwanda's LTEL ELPI was 65.4%, compared with 66.7% in the prior year and is considered "maintained" on the CA Dashboard.

Local data continues to show strong outcomes for students who reclassify. Reclassified Fluent English Proficient (RFEP) students continue to perform well academically, reflecting the impact of targeted language development, designated and integrated ELD, and ongoing support for multilingual learners. Taken together, the 2025 Dashboard data and local measures suggest that district efforts to strengthen English learner supports are contributing to improved progress toward proficiency.

Student Engagement & Chronic Absenteeism (2025 Dashboard)

- The 2025 California School Dashboard reflects continued improvement in student attendance, with Etiwanda School District improving to green (low) performance level and a chronic absenteeism rate of 9.9%, representing a sustained decline from prior years. This multi-year improvement trend indicates that districtwide efforts such as early identification systems, site-based attendance interventions, and increased family outreach—are contributing to stronger student engagement and more consistent attendance patterns.

Key reflections from the 2025 Dashboard include:

- Overall Improvement Trend: Chronic absenteeism has decreased significantly over time, demonstrating the positive impact of targeted attendance strategies and increased awareness across school sites.

- African American, Homeless, and Socioeconomically Disadvantaged students are represented in the yellow to orange performance levels, signaling ongoing attendance challenges.
- Student Group Disparities: While overall rates have improved, disparities remain across specific student groups:
- Foster Youth continue to be identified in the red (very low) performance level, indicating the highest level of need.
- Homeless student group increased and now have a red indicator

Site-Level Patterns:
Chronic absenteeism continues to be the most common indicator associated with red performance levels across school sites. This suggests that, while academic indicators remain strong overall, attendance is the primary driver of lower performance ratings at the site and student group levels.

Suspension Rates (2025 Dashboard Analysis)
The 2025 California School Dashboard reflects that the Etiwanda School District continues to maintain a green (high) performance level for suspension rates, with an overall rate of approximately 1.2% of students suspended at least one day. This indicates that districtwide efforts to promote positive behavior, student engagement, and supportive school environments are contributing to strong overall outcomes.

- Sustained Positive Climate: The district's continued green status reflects consistent implementation of Positive Behavioral Interventions and Supports (PBIS), restorative practices, and proactive behavior systems. These approaches are supporting safe, inclusive learning environments across schools.
- Long-Term English Learners are identified in the red (very low) performance level, indicating a continued need for targeted behavioral and social-emotional supports.
- Two or More Races and Students with Disabilities are represented in the orange (low) performance level.
- African American, Foster Youth, and Socioeconomically Disadvantaged Students are in the yellow status

The 2025 Dashboard reflects that, although overall suspension rates remain low, new areas of concern have emerged at the subgroup level, reinforcing the importance of ongoing data monitoring and responsive supports.
The district remains committed to restorative practices, Positive Behavior Interventions & Supports (PBIS), and proactive social-emotional learning strategies to foster a respectful and inclusive school climate.

Based on the 2025 CA Dashboard:
School Site - All student groups showing lowest performance indicator (red)

English Language Arts
Etiwanda Intermediate - Students with Disabilities (declined 11 points)
Perdew Elementary - Students with Disabilities (declined 33.8 points)
Windrows Elementary - Students with Disabilities (declined 4.7 points)

Mathematics
Etiwanda Intermediate - Students with Disabilities (declined 8.3 points)
Heritage Intermediate - Students with Disabilities (declined 1 point)

Suspension Rate
Heritage Intermediate - Long-Term English Learner (increased 10.9 percent)

Chronic Absenteeism
Carleton P. Lightfoot - African Americans (increased 9.7 percent)
Caryn Elementary - Homeless Students (increased 11.8 percent)
Cecilia Solorio Elementary - African American (increased 7.6 percent)
Day Creek Intermediate - Socioeconomically Disadvantaged (increased 3.9 percent), Students with Disabilities (increased 4.7 percent), African American (increased 1 percent),
East Heritage Elementary - Homeless (increased 19.8 percent), Socioeconomically Disadvantaged (increased 4 percent)
Falcon Ridge - Students with Disabilities (increased 0.9 percent)
Etiwanda Intermediate - African American (decreased 0.5 percent)
Heritage Intermediate - African American (increased 2.9 percent)
John L. Golden Elementary - African American (increased 8.9 percent)
Terra Vista Elementary - African American (increased 3.4 percent)
West Heritage Elementary - Socioeconomically Disadvantaged (increased 3.4 percent), Students with Disabilities (increased 10.6 percent), African American (increased 9 percent)

To provide context for current performance trends, the district reviewed areas of lowest performance from the 2023 California School Dashboard, which were largely concentrated in chronic absenteeism across multiple student groups and school sites, with additional academic indicators identified at the intermediate level.

Chronic Absenteeism (2023 Dashboard)
The following student groups were identified in the red (very low) performance level:

David W. Long Elementary, Carleton P. Lightfoot Elementary, Day Creek Intermediate
African American

Summit Intermediate
English Learners, African American

Cecilia Solorio Elementary
Hispanic, Socioeconomically Disadvantaged

John L. Golden Elementary
Students with Disabilities, Asian

Etiwanda Intermediate
Homeless, Students with Disabilities, Hispanic

West Heritage Elementary
All Students, Homeless, Students with Disabilities, Socioeconomically Disadvantaged, Hispanic, White, Two or More Races

Academic Indicators (2023 Dashboard)
West Heritage Elementary
English Language Arts – Students with Disabilities
Mathematics – Students with Disabilities

Heritage Intermediate
Mathematics – Students with Disabilities

Any student group within any school with lowest performance (red indicator) outcomes on the 2024 CA Dashboard:
Carleton P. Lightfoot
Suspension- African American
Cecilia Solorio
Chronic Absenteeism- Socioeconomically Disadvantaged
Day Creek Intermediate
Chronic Absenteeism- African American
Etiwanda Colony
Chronic Absenteeism- Socioeconomically Disadvantaged
Etiwanda Intermediate
Chronic Absenteeism- African American, Homeless, Socioeconomically Disadvantaged
Mathematics- Students with Disabilities
Heritage Intermediate
English Language Arts- Students with Disabilities
Mathematics- Students with Disabilities
Perdew
Chronic Absenteeism- Homeless, Socioeconomically Disadvantaged
Windrows
Chronic Absenteeism- English Learner, African American

Comparative Analysis: 2024 to 2025 CA Dashboard (Red Indicators)
A review of 2024 and 2025 California School Dashboard data indicates a shift in the distribution of red indicators across performance areas, with notable improvements in some areas and emerging needs in others.

Shift from Engagement to Academic Indicators
In 2024, red indicators were primarily concentrated in Chronic Absenteeism, impacting multiple schools and student groups, including African American, Homeless, and Socioeconomically Disadvantaged students across sites such as Etiwanda Intermediate, Perdew, Windrows, and Colony.

In contrast, the 2025 Dashboard reflects a reduction in the number of sites with red indicators in Chronic Absenteeism, but a shift toward academic indicators, particularly among the group, Students with Disabilities in English Language Arts (ELA) at Etiwanda Intermediate, Perdew Elementary, and Windrows Elementary. Similarly, in Mathematics at Etiwanda Intermediate and Heritage Intermediate.

Student Groups NO LONGER in Red (Improved Status)
These student groups/schools were identified in red in 2024 and are no longer in red in 2025:

Chronic Absenteeism
- Cecilia Solorio Elementary - Socioeconomically Disadvantaged
- Day Creek Intermediate - African American
- Etiwanda Colony Elementary - Socioeconomically Disadvantaged
- Perdew Elementary - Homeless, Socioeconomically Disadvantaged
- Windrows Elementary - English Learners, African American

Suspension
- Carleton P. Lightfoot Elementary - African American

Student Groups MAINTAINING Red Status (2024-2025)
These represent persistent areas of need, remaining in red across both years:

Mathematics
- Etiwanda Intermediate - Students with Disabilities
- Heritage Intermediate - Students with Disabilities

English Language Arts
- Heritage Intermediate - Students with Disabilities

Chronic Absenteeism
- Etiwanda Intermediate - African American, Homeless, Socioeconomically Disadvantaged

NEW Student Groups Identified in Red (2025 Dashboard)
These student groups were not in red in 2024 but are newly identified in 2025:

English Language Arts
- Etiwanda Intermediate - Students with Disabilities
- Perdew Elementary - Students with Disabilities
- Windrows Elementary - Students with Disabilities

Suspension
- Heritage Intermediate - Long-Term English Learners, Chronic Absenteeism

- Carleton P. Lightfoot Elementary - African American
- Caryn Elementary - Homeless
- Cecilia Solorio Elementary - African American
- Day Creek Intermediate - Socioeconomically Disadvantaged, Students with Disabilities
- East Heritage Elementary - Homeless, Socioeconomically Disadvantaged
- Falcon Ridge Elementary - Students with Disabilities
- Heritage Intermediate - African American,
- John L. Golden Elementary - African American
- Terra Vista Elementary - African American
- West Heritage Elementary - Socioeconomically Disadvantaged, Students with Disabilities, and African American

Key takeaways include:

- Several chronic absenteeism indicators improved from 2024 to 2025, particularly at Solorio, Day Creek, Colony, Perdew, and Windrows.
- Red indicators remain concentrated in Students with Disabilities, particularly in ELA and mathematics at the intermediate level.
- New red indicators in 2025 are primarily driven by chronic absenteeism across multiple student groups, especially African American, Homeless, and Socioeconomically Disadvantaged students.
- A new suspension disparity for Long-Term English Learners at Heritage Intermediate emerged as an additional area of focus.

Next Steps for Targeted Support
Focus Area: Chronic absenteeism

- Early Identification & Monitoring Systems
- Strengthen use of real-time attendance dashboards and early warning systems
- Targeted Family Outreach
- Implement differentiated outreach strategies for high-need groups (home visits, personalized communication, translation support).
- Increase use of community liaisons and SSCs to support families.
- Incentives & Engagement Strategies
- Expand attendance recognition programs tied to both improvement and consistency.
- Connect attendance to school culture and belonging initiatives.
- Increase access to mental health, counseling, and basic needs supports, particularly for homeless and SED students.

Local Data Insights & Academic Growth
In addition to state assessment data, local measures from the 2025–2026 i-Ready diagnostic assessments provide further evidence of student progress and areas for continued focus. Median percent progress toward Typical Growth was 136% in reading and 111% in mathematics, indicating that students are exceeding expected annual growth targets.

By the third diagnostic window, 68% of students were performing at or above grade level in reading and 67% in mathematics. These outcomes reflect the continued implementation of standards-aligned instruction, targeted intervention, and data-driven instructional practices across school sites.

Identification of Areas for Growth
Despite overall positive outcomes, data indicates the need for continued focus on specific student groups and performance areas. Student groups identified in the orange (low) performance level include African American students, Long-Term English Learners, and Students with Disabilities in English language arts and/or mathematics.

In addition, site-level analysis indicates that chronic absenteeism remains elevated among specific student groups, particularly at West Heritage Elementary, Summit Intermediate, Etiwanda Intermediate, and other identified sites. These patterns reflect the need to sustain engagement strategies while strengthening targeted academic and behavioral supports.

Planned Actions to Address Identified Needs
In response to these findings, the district will continue to refine and implement the following strategies aligned to LCAP goals:

- Strengthen culturally responsive teaching and learning to support inclusive and affirming classroom environments
- Refine Universal Access (UA) structures to increase the effectiveness of targeted small-group instruction
- Enhance Multi-Tiered Systems of Support (MTSS), including PBIS implementation and behavioral interventions
- Provide ongoing professional learning in Other Means of Correction (OMC), trauma-informed practices, and restorative approaches
- Expand access to counseling services to support student social-emotional and behavioral needs
- Increase targeted family outreach and engagement strategies to improve attendance and reduce chronic absenteeism
- Expand extended learning opportunities to provide both intervention and enrichment beyond the instructional day

These actions reflect a continued emphasis on aligning instructional, behavioral, and engagement supports to student need.

Targeted Support and Improvement (TSI)
Carleton P. Lightfoot Elementary School is identified for Targeted Support and Improvement (TSI) based on chronic absenteeism rates (22.6%) for the African American student group. Targeted actions will continue to focus on attendance monitoring, family engagement, and integrated support services to improve student outcomes.

Use of Learning Recovery Emergency Block Grant (LREBG) Funds
The district conducted a comprehensive needs assessment utilizing 2025 California School Dashboard data, local assessment data, and educational partner input to determine the most effective use of Learning Recovery Emergency Block Grant (LREBG) funds. These funds are being strategically aligned to LCAP actions to support both academic achievement and student well-being.

As of this reporting period, the district maintains an unexpended LREBG balance of $3,768,358, compared to $2,025,000 in the prior year. This increase reflects additional LREBG funding of nearly $1.75 million and the carryover of unexpended funds. The majority of the expenditures that were anticipated but not fully realized were associated with contracted services and online software. These adjustments did not impact the implementation status of LCAP goals or actions, as any services or software not purchased through LREBG as originally planned were instead supported through other Local Control Funding Formula (LCFF) resources.

LREBG funds are being used to support the following key areas, with each investment grounded in identified student needs based on Dashboard indicators (Students with Disabilities, chronic absenteeism, and subgroup disparities) and supported by evidence-based research:

Professional Development Opportunities (Aligned to LCAP Action 1.7)
LREBG Allowable Use Area: EC 32526(c)(2)(B)(vi), providing professional development and coaching aligned to the California Mathematics Framework and/or ELA/ELD Framework.
This action may also connect to EC 32526(c)(2)(C) when professional learning supports staff capacity to address barriers to learning.
LREBG funds support ongoing professional learning aligned to district-adopted curriculum, instructional frameworks, and strategies to improve student outcomes.
Rationale:
2025 Dashboard and local data indicate the need to strengthen Tier 1 instruction, particularly for Students with Disabilities, Long-Term English Learners, and African American students. High-quality, sustained professional development improves teacher effectiveness and student outcomes when it is content-focused and job-embedded.
Evidence Base:
Darling-Hammond, L., Hyler, M. E., & Gardner, M. (2017). Effective Teacher Professional Development. Learning Policy Institute.
California Department of Education. ELA/ELD Framework and 2023 Mathematics Framework
These studies emphasize that ongoing, collaborative professional learning is one of the highest-impact strategies for improving student achievement.

Academic Acceleration and Instructional Support (Aligned to LCAP Action 1.10)
LREBG Allowable Use Area: EC 32526(c)(2)(B), accelerating progress to close learning gaps through evidence-based learning supports, including tutoring, small-group supports, learning recovery materials, and supports to accelerate academic or English language proficiency.
Funds support supplemental instructional materials and small-group instruction to enhance differentiated instruction and personalized learning.
Rationale:
Dashboard data reflects persistent academic gaps for Students with Disabilities and emerging needs in ELA and mathematics. Local i-Ready data indicates strong growth but continued need to accelerate learning for targeted student groups.
Evidence Base:
Nickow, A., Oreopoulos, P., & Quan, V. (2020). The Impressive Effects of Tutoring on PreK–12 Learning: A Systematic Review and Meta-Analysis of the Experimental Evidence.
Hattie, J. (2012). Visible Learning for Teachers
Research shows that high-dosage tutoring and small-group instruction produce significant gains, particularly for students performing below grade level.

Student Wellness and Counseling Supports (Aligned to LCAP Actions 3.4 and 3.5)
LREBG Allowable Use Area: EC 32526(c)(2)(C), integrating evidence-based pupil supports to address barriers to learning, including health, counseling, mental health services, trauma-informed supports, social-emotional learning, and referrals for family or pupil needs.
LREBG funds expand school-based counseling services to address student mental health and social-emotional needs.
Rationale:
Chronic absenteeism and subgroup disparities indicate that non-academic barriers, including mental health and engagement, continue to impact student outcomes. Local data also reflects increased counseling referrals.
Evidence Base:
Golberstein, E., Zainullina, H., Sojourner, A., & Sander, R. (2024). The Effects of School-Based Mental Health Services on Academic and

Behavioral Outcomes
Anne Richter, My Sjunnestrand, Maria Romare Strandh, Henna Hasson (2022). Implementing School-Based Mental Health Services: A Scoping Review of the Literature Summarizing the Factors That Affect Implementation
Research demonstrates that access to school-based mental health services and SEL supports improves attendance, behavior, and academic engagement.

Behavioral Supports and School Climate (Aligned to LCAP Action 3.11)
LREBG Allowable Use Area: EC 32526(c)(2)(C), integrating evidence-based pupil supports and staff supports/training to address barriers to learning, including social-emotional learning, trauma-informed supports, and positive school climate systems.
Funds support the expansion of PBIS implementation through staffing and structured behavioral supports.
Rationale:
While overall suspension rates remain low, disproportionate outcomes for specific student groups (including Foster Youth and Long-Term English Learners) indicate a need for continued focus on equitable behavior systems.
Evidence Base:
The Center on PBIS identifies PBIS as an evidence-based, three-tiered framework that integrates data, systems, and practices to improve student outcomes, including behavior, social-emotional growth, school climate, and discipline outcomes. Research also indicates that schoolwide PBIS can reduce office discipline referrals and suspension outcomes when implemented with fidelity.
Catherine P Bradshaw, Tracy E Waasdorp, Philip J Leaf. (2012) Effects of School-Wide Positive Behavioral Interventions and Supports on Child Behavior Problems.
Studies show that PBIS implementation with fidelity reduces disciplinary incidents and improves school climate and student connectedness.

Alignment to Allowable Uses and Identified Needs:
These investments align with allowable uses under EC Section 32526(c)(2)(A–F), as applicable, and are directly connected to identified needs based on:

- 2025 CA Dashboard data (academic indicators, chronic absenteeism, and suspension rates)
- Local assessment data (i-Ready growth and proficiency trends)
- Educational partner input highlighting the need for academic support, mental health services, and student engagement strategies

Collectively, these actions are designed to:

- Accelerate academic progress for identified student groups
- Address barriers to attendance and engagement
- Strengthen instructional effectiveness and school climate
- Ensure equitable access to supports and resources

The Etiwanda School District continues to demonstrate strong academic performance and improved student engagement outcomes, while maintaining a clear focus on areas requiring targeted support. State and local data reflect both the effectiveness of current strategies and the need for continued refinement to address disparities among student groups.

Through the alignment of LCAP actions, targeted interventions, and strategic use of supplemental funding, the district remains committed to ensuring all students have access to high-quality instruction, meaningful engagement, and the supports necessary to achieve success.

Reflections: Technical Assistance

As applicable, a summary of the work underway as part of technical assistance.

Summary of Work Underway as Part of Technical Assistance
The Etiwanda School District remains in Year 2 of Differentiated Assistance (DA) based on prior identification of red indicators for the Foster Youth student group in Suspension Rate and Chronic Absenteeism on the California School Dashboard. While the 2025 Dashboard reflects improvement in Suspension Rate, the district continues to monitor this student group closely, as required, to ensure sustained progress and address ongoing needs related to attendance.

LCAP Action Alignment
The district's technical assistance efforts continue to be supported through Goal 2, Action 14, which designates oversight of the Foster Youth Support Program. This action ensures coordinated academic, behavioral, and social-emotional supports through collaboration between district and site teams, with an emphasis on timely identification, monitoring, and intervention.

Collaboration with SBCSS
As part of Differentiated Assistance, the district has partnered with the San Bernardino County Superintendent of Schools (SBCSS) to strengthen systems of support for Foster Youth. Through this partnership, SBCSS has provided guidance in conducting a root cause analysis of Dashboard indicators and supported the district in applying a Plan-Do-Study-Act (PDSA) cycle to guide continuous improvement.

This work has included:
Analyzing trends in chronic absenteeism and suspension data to identify underlying factors impacting Foster Youth
Strengthening data monitoring systems and progress cycles at both the district and site levels
Supporting the development of targeted, evidence-based strategies to improve attendance, engagement, and behavioral outcomes
Reinforcing a systematic approach to early identification and timely intervention

This collaboration has supported the district in moving from isolated responses to a more coherent, data-driven system of support for Foster Youth.

Key Data Insights (2025 Dashboard)
- Suspension Rate: Foster Youth improved from a red (very high) indicator to yellow (medium), reflecting a 4% decline, with 5.5% of students (73 students) suspended at least one day.
- Chronic Absenteeism: Foster Youth remain in the red (very high) indicator at 32.8%, reflecting a 3% increase from the prior year.

These results indicate that while behavioral supports have contributed to improved outcomes, attendance remains the primary area of need for this student group.

Strategic Actions Underway
To address identified needs and support continued improvement, the district is implementing the following strategies:
- Utilize Short-Term Independent Study contracts to recoup lost instructional time and support student continuity of learning

- Provide Foster Youth identification and performance data during regular principal and co-administrator meetings to strengthen site-level awareness and responsiveness
- Ensure accurate and immediate identification of Foster Youth in the student information system (SIS), followed by prompt personal outreach to connect students with appropriate supports
- Continuously monitor attendance and engagement data to identify trends and trigger timely interventions, including collaboration between district departments and school site teams
- Align resources across Student Services, site administration, and counseling teams to provide wraparound supports tailored to individual student needs

Ongoing Focus and Continuous Improvement
The district continues to refine its approach by strengthening systems that prioritize early intervention, relationship-building, and consistent monitoring. While improvements in suspension rates reflect the impact of proactive behavioral supports and increased student connection, chronic absenteeism remains a persistent challenge requiring intensified focus.

Efforts moving forward will emphasize:
- Strengthening attendance intervention systems and family engagement
- Expanding wraparound supports to address barriers to attendance
- Increasing staff awareness and capacity to support Foster Youth through trauma-informed practices
- Ensuring consistent implementation of strategies across school sites

Commitment to Impact
With continued alignment of LCAP actions, data monitoring, and targeted supports, along with ongoing collaboration with SBCSS, the Etiwanda School District remains committed to improving outcomes for Foster Youth. The district's technical assistance efforts reflect a comprehensive, data-informed approach focused on reducing absenteeism, sustaining behavioral improvements, and ensuring that Foster Youth are supported academically, socially, and emotionally.

Comprehensive Support and Improvement

An LEA with a school or schools eligible for comprehensive support and improvement must respond to the following prompts.

Schools Identified

A list of the schools in the LEA that are eligible for comprehensive support and improvement.

No schools within the Etiwanda School District require comprehensive support and improvement, highlighting the district's dedication to sustaining high levels of academic achievement and ensuring equitable educational opportunities for all students.

Support for Identified Schools

A description of how the LEA has or will support its eligible schools in developing comprehensive support and improvement plans.

Not Applicable

Monitoring and Evaluating Effectiveness

A description of how the LEA will monitor and evaluate the plan to support student and school improvement.

Not Applicable

Engaging Educational Partners

A summary of the process used to engage educational partners in the development of the LCAP.

School districts and county offices of education must, at a minimum, consult with teachers, principals, administrators, other school personnel, local bargaining units, parents, and students in the development of the LCAP.

Charter schools must, at a minimum, consult with teachers, principals, administrators, other school personnel, parents, and students in the development of the LCAP.

An LEA receiving Equity Multiplier funds must also consult with educational partners at schools generating Equity Multiplier funds in the development of the LCAP, specifically, in the development of the required focus goal for each applicable school.

Educational Partner(s)	Process for Engagement
LCAP Advisory Committee (Parent Advisory Committee)	The LCAP Advisory Committee, also referred to as the Parent Advisory Committee, continues to play an integral role in reviewing, analyzing, and synthesizing feedback from educational partners across multiple engagement platforms. The committee convenes five times throughout the year to examine trends, monitor progress, and provide input that informs the development and refinement of the Local Control and Accountability Plan (LCAP). Its diverse membership includes parents and guardians of English Learners, low-income students, foster youth, and students with disabilities, as well as teachers, counselors, classified staff, representatives from the Etiwanda Teachers Association, district and site administrators, SELPA representatives, and members of local community organizations. To ensure accessibility and broad participation, meetings were conducted in a hybrid format, allowing both in-person and virtual attendance. This structure continues to support inclusive dialogue and ensures that a wide range of perspectives are represented in the decision-making process. During the 2025–26 academic year, the committee met on September 17, October 15, January 14, February 25, and May 6. All meetings were open to the public, with agendas and access information shared via email and posted on the district website. Throughout the year, the committee reviewed Local Control Funding Formula (LCFF)

Educational Partner(s)	Process for Engagement
	allocations, midyear updates on LCAP goals and actions, and expenditure reports. Members also analyzed student performance data, including CAASPP results and i-Ready diagnostic data in English Language Arts and mathematics, as well as local indicators such as attendance, suspension rates, and chronic absenteeism. A significant focus of the committee's work involved reviewing and reflecting on educational partner feedback gathered through surveys, Thought Exchanges, and community forums. During the fall 2025 engagement window, participation remained strong, with 4,246 family responses, 1,280 staff responses, and 7,060 student responses collected through the district's survey process . Feedback across these platforms highlighted consistent strengths in school safety, access to instructional resources, strong relationships with staff, and high levels of communication and trust between schools and families. In addition, feedback collected through site-based community forums (September–November) reinforced districtwide themes of safety and belonging, personalized support for students, strong communication and partnerships, and a commitment to representation and inclusion . These themes were reviewed and discussed during committee meetings to determine areas of strength to maintain and opportunities for continued growth. Members provided input on whether to maintain, revise, or enhance specific LCAP actions to better align with identified needs and priorities. Throughout the year, the committee engaged in monitoring the implementation and effectiveness of current actions, with a continued focus on sustaining successful practices such as extended learning opportunities, small-group instruction, PBIS implementation, and family engagement efforts. On May 6, 2026, the committee reviewed the draft LCAP, including the Annual Update, and provided feedback prior to finalization. An online feedback opportunity was also made available to gather additional input, with written responses published on the district website by the superintendent. As part of its responsibilities, the committee also completed the Parental Involvement and Family Engagement Self-Reflection Tool for

Educational Partner(s)	Process for Engagement
	Priority 3, ensuring ongoing attention to strengthening meaningful partnerships between schools and families. Additionally, the committee continued to review and monitor the implementation of Equity Multiplier funding at Etiwanda Community Day School. As part of this process, district and site administrators who oversee the Community Day School collaborated with educational partners to review site-specific data, including attendance, student engagement, academic progress, and transition needs, in order to inform the needs assessment and determine appropriate actions and allocations. Through this ongoing collaboration, feedback supported the continued implementation and refinement of targeted actions, including expanded mental health supports, social-emotional learning, and transition supports designed to promote student stability and successful reintegration into comprehensive school settings.
Annual LCAP Survey (parents, students, teachers, and other staff)	In September 2025, the Etiwanda School District conducted its annual LCAP surveys during the family conference window (September 22–28) to gather input from families, students, and staff. These surveys serve as a key component of the district's continuous improvement process, providing insight into the effectiveness of services, identifying areas for growth, and monitoring progress toward LCAP goals. The surveys were administered electronically using an online platform that has proven effective in increasing accessibility and participation. The platform allows for translation into multiple languages based on user device settings, ensuring that families can engage in the survey in their preferred language. Each survey included both Likert-scale items and open-ended response opportunities aligned to the district's LCAP goals and state priorities, including Conditions of Learning, Pupil Outcomes, Student Engagement, and Family Engagement. Participation remained strong across all educational partner groups. A total of 4,246 families, 7,060 students (grades 3–8), and 1,280 staff members contributed feedback, representing all schools and a wide range of student groups and job classifications . Efforts to support

Educational Partner(s)	Process for Engagement
	participation included school site communication, digital outreach, and structured opportunities for students to complete the survey during the school day for those students in grade 3-8 who have permission to take the survey. All responses, including Likert-scale data and open-ended comments, were analyzed in collaboration with advisory committees, district leadership, and site administrators. The results were also made accessible to the broader community to promote transparency. This analysis process supported the identification of trends, areas of success, and areas for growth, which directly informed the refinement of LCAP actions and districtwide initiatives. Key themes, trends, and community priorities identified through the survey process were communicated back to educational partners to complete the feedback loop and support well-informed decision-making. Consistent with other engagement opportunities, including Thought Exchanges and community forums, feedback highlighted strengths in safe and supportive learning environments, access to instructional resources, strong relationships with staff, and ongoing efforts to build meaningful family partnerships . The district continues to use this input in conjunction with multiple engagement methods to ensure broad representation and to guide ongoing improvement efforts. Survey findings play a critical role in aligning resources, refining strategies, and ensuring that the LCAP reflects the needs and priorities of all students and educational partners.
Thought Exchange - families, staff, students, and community members	In March 2026, the Etiwanda School District conducted a districtwide Thought Exchange to gather input from educational partners on the district's LCAP goals and priorities. This interactive engagement platform provided families, staff, students (grades 4–8), and community members with the opportunity to respond to open-ended prompts, share perspectives, and rate the thoughts of others. The structure of the exchange promotes inclusive participation by elevating shared ideas based on collective input, allowing the district

Educational Partner(s)	Process for Engagement
	to identify the most representative priorities across educational partner groups. The Thought Exchange was administered electronically and designed to be accessible to all participants, with translation features available to support engagement in multiple languages being that Etiwanda has 35+ languages spoken by the community. Outreach efforts included school site communication, digital messaging, and structured opportunities for student participation during the school day, ensuring broad representation across schools and student groups. Participation remained strong, with 7,510 educational partners contributing to the exchange, generating 187,797 total interactions, including shared thoughts and ratings . This included 1,155 parents/guardians, 438 staff members, and 5,917 students. The high level of participation and engagement provided a robust set of qualitative data, with an average of 25 responses reviewed per participant, reflecting thoughtful consideration of diverse perspectives . Analysis of Thought Exchange responses identified consistent districtwide themes aligned to the LCAP goals. Educational partners emphasized the importance of safe and supportive learning environments, strong relationships between students and staff, and access to engaging, high-quality instruction. Additional themes included the value of student engagement opportunities, hands-on learning experiences, and continued efforts to strengthen communication and partnerships between schools and families. Participants also highlighted the importance of clarity, transparency, and alignment between district goals, actions, and resource allocation in building trust and confidence in the LCAP process . All responses were reviewed and analyzed alongside survey data and community forum input. Findings were shared with the LCAP Advisory Committee, district leadership, and school site administrators to identify trends, affirm areas of success, and determine opportunities for refinement. Educational partner feedback directly informed the development and revision of LCAP actions, particularly in areas

Educational Partner(s)	Process for Engagement
	related to instructional practices, student engagement, and family partnerships. Key themes and insights from the Thought Exchange were also communicated back to educational partners to complete the feedback loop and support transparency. This process ensures that educational partners input remains central to ongoing planning, resource alignment, and continuous improvement efforts across the district.
LCAP Community Forums	The Etiwanda School District expanded its approach to LCAP Community Forums during the 2025–26 cycle by transitioning from primarily districtwide sessions to school-site, in-person forums held between September and November across 17 school locations. This shift was intentionally designed in response to prior feedback, which emphasized the importance of connecting district initiatives to students' day-to-day experiences at their individual school sites and strengthening opportunities for direct engagement with site and district leadership. To support accessibility and participation, families were invited through multiple communication channels, including site outreach, newsletters, and integration with existing events such as Coffee with the Principal. Participants were also able to attend any site-based forum, increasing flexibility and access for families across the district. This revised format resulted in significantly higher engagement and deeper input. A total of 369 participants attended the forums, representing a 77% increase from the previous year, and an 81% increase in feedback overall. These increases reflect not only greater participation, but also a stronger level of connection and investment from educational partners. The forums were structured to provide both districtwide context and site-specific relevance. Each session began with an overview of the Local Control Funding Formula (LCFF), the purpose of the LCAP, and current goals and actions. Participants were provided with goal summary documents and access to additional resources through QR

Educational Partner(s)	Process for Engagement
	codes and digital links to support understanding and meaningful engagement throughout the session. Following the overview, participants engaged in targeted input opportunities aligned to each of the four LCAP goals, including both open-ended and scale-based responses with opportunities to elaborate. This structure ensured that feedback captured both quantitative perceptions and qualitative insights directly connected to district priorities. A key enhancement this year was the intentional alignment between LCAP actions and school-site implementation through the SPSA, allowing families to see how district priorities are operationalized at their child's school. This created more relevant, transparent conversations and strengthened understanding of how resources, goals, and outcomes are connected. Our School, Our Story: LCAP in Action: At the conclusion of each forum, participants reflected on the question, "What did you find most impactful about how the LCAP is evident at your school site?" Across sites, feedback consistently highlighted that the LCAP is most visible through the people and practices that directly support students each day. Families emphasized the impact of strong, caring staff, high-quality instruction, and meaningful engagement opportunities. Three consistent themes emerged: Relationships and Instruction: Families expressed strong appreciation for teachers, aides, and staff who create supportive, engaging learning environments. Engagement and Connection: Student and family engagement opportunities, including events and enrichment, were viewed as meaningful and impactful.

Educational Partner(s)	Process for Engagement
	Clarity and Transparency: Participants valued clear connections between LCAP goals, actions, and funding, which increased confidence and trust in the district's work.
District English Learner Advisory Committee (DELAC)	The District English Learner Advisory Committee (DELAC) is composed of parents and guardians of English Learners representing each school site, along with site administrators, teachers, and district staff. The committee plays a critical role in advising the district on programs and services for English Learners and ensuring that the needs of multilingual students are reflected in the development and refinement of the Local Control and Accountability Plan (LCAP). For the 2025–26 school year, DELAC meetings were held on November 5, 2025; January 6, 2026; February 10, 2026; and April 21, 2026. Meetings were conducted in a hybrid format to support accessibility, allowing participants to attend either in person or virtually. Agendas were structured to provide both required compliance topics and meaningful opportunities for input, ensuring that members could engage deeply in district decision-making processes . Throughout the year, DELAC members engaged in ongoing review and discussion of key topics related to English Learner programs and student success. These included: • English Learner student achievement data and progress monitoring • Reclassification criteria, procedures, and rates • English Language Development (ELD) programs, services, and supports • ELPAC administration, including timelines, designated supports, and testing practices • The district's English Learner Master Plan, including updates on programs, services, and professional development • Teacher authorization and certification requirements for serving English Learners In addition to program-specific topics, DELAC meetings were intentionally aligned with the LCAP development cycle. Members

Educational Partner(s)	Process for Engagement
	reviewed LCAP survey results, community forum input, midyear updates, and Thought Exchange findings to provide feedback on district goals and actions. Discussions focused on identifying areas of strength, determining opportunities for refinement, and ensuring that proposed actions effectively support English Learners. The committee also reviewed updates to the LCAP, the Federal Addendum, and related accountability measures to ensure alignment across state and federal requirements . A continued emphasis was placed on building member capacity through presentations and discussions that supported understanding of key systems and data, including the California School Dashboard, student data reports, and foundational skills development. Student success highlights were also incorporated into each meeting, reinforcing the connection between district initiatives and student outcomes. In accordance with LCAP requirements, DELAC members were provided opportunities to submit questions and feedback throughout the process. All questions are formally addressed in writing by the superintendent, and responses are shared with members and made publicly available on the district's LCAP Questions and Answers webpage to ensure transparency and accountability. Through ongoing collaboration, structured input opportunities, and alignment to district initiatives, DELAC continues to serve as a vital partner in supporting English Learners and strengthening the effectiveness of programs, services, and actions reflected in the LCAP.
Student Engagement Advisory Committee (SEAC)	Recognizing the importance of student voice in shaping the Local Control and Accountability Plan (LCAP), the Etiwanda School District actively engages students through the Student Engagement & Advisory Committee (SEAC). This district-level committee includes a diverse group of students in grades 4–8, representing multiple school sites and student experiences. SEAC serves as a key structure for elevating student perspectives and ensuring their input is meaningfully incorporated into district planning and decision-making.

Educational Partner(s)	Process for Engagement
	During the 2025–26 school year, SEAC met three times and engaged in interactive, data-informed discussions designed to build student understanding of district systems while gathering authentic feedback. Students reviewed LCAP survey results, analyzed California School Dashboard indicators, and explored key programs and initiatives such as Positive Behavioral Interventions and Supports (PBIS), attendance supports, and school climate efforts. In addition, students discussed site-based policies and practices, including topics such as dress code expectations and cell phone use, providing valuable insight into how these decisions impact the student experience. To expand representation and ensure broader student input, the district conducted targeted outreach through classroom visits at all four middle schools. During these visits, student leaders participated in structured discussions aligned to LCAP priorities, reflected on survey data, and responded to guiding questions focused on engagement, belonging, and learning experiences. This approach allowed the district to gather a wider range of perspectives and ensured that feedback extended beyond committee membership. Student input gathered through SEAC and site-based engagement was reviewed alongside other educational partner feedback, including surveys, Thought Exchange, and community forums. Key themes emphasized the importance of positive relationships with staff, engaging and relevant learning experiences, and opportunities for student voice and leadership. This feedback directly informed the refinement of LCAP actions, particularly in areas related to student engagement, school climate, and support systems. As part of the LCAP development process, SEAC members were provided with an opportunity to review and provide input on the draft LCAP. Students were encouraged to ask questions and share perspectives related to district priorities and their school experiences. In alignment with LCAP requirements, all submitted questions are addressed in writing by the Superintendent, and responses are made publicly available on the district's website to ensure transparency and accountability.

Educational Partner(s)	Process for Engagement
	Through intentional structures, expanded outreach, and meaningful opportunities for input, SEAC continues to strengthen the district's ability to center student voice in continuous improvement efforts and ensure that decisions reflect the needs and experiences of the students served.
Board of Trustee Meeting Presentations	Throughout the development of the 2026–27 Local Control and Accountability Plan (LCAP), the Etiwanda School District provided regular updates during public meetings of the Board of Trustees. These presentations served as a key component of the district's comprehensive engagement process, ensuring transparency while creating ongoing opportunities for educational partners—including families, staff, students, and community members—to remain informed and provide input. LCAP updates were presented on the following dates: • July 24, 2025 • August 21, 2025 • October 23, 2025 • January 22, 2026 • February 5, 2026 (LCAP Mid-Year Update) • April 20, 2026 • May 7, 2026 • May 28, 2026 (Public Hearing on the Proposed LCAP held at 6:30 p.m.) • June 11, 2026 Across these meetings, presentations were aligned to the LCAP development cycle and included updates on: • Strategies and progress related to engaging educational partners • Results and trends from surveys, Thought Exchange, and community forums • Implementation of current LCAP goals and actions, including midyear progress and expenditure reporting

Educational Partner(s)	Process for Engagement
	• Identification of strengths, areas for growth, and emerging priorities based on student performance data and educational partner feedback These updates supported an ongoing cycle of review, reflection, and refinement. Board members engaged in discussion and asked clarifying questions, while members of the public were provided opportunities to offer input through public comment. Feedback received during these meetings was considered alongside other engagement data to inform revisions to LCAP goals, actions, and services. In accordance with Education Code requirements, a public hearing on the proposed LCAP was held on May 28, 2026, at 6:30 p.m. in the Etiwanda School District Board Room, located at 6061 East Avenue, Etiwanda, CA 91739. Notification of the public hearing was posted at least 10 days in advance at all school sites, on the district website, at the district office, and in other publicly accessible locations to ensure broad awareness and participation. The final LCAP was formally adopted by the Board of Trustees during a public meeting on June 11, 2026. This process reflects the district's commitment to transparency, collaboration, and continuous improvement, ensuring that the LCAP is developed through an open, iterative process grounded in meaningful educational partner engagement.
Additional Site Advisory Teams	In addition to the LCAP Advisory Committee and District English Learner Advisory Committee (DELAC), the Etiwanda School District engages multiple advisory groups and leadership structures to support the development, implementation, and continuous refinement of the Local Control and Accountability Plan (LCAP). These groups ensure that feedback is gathered from a broad range of educational partners and that district priorities are informed by both site-based and community perspectives. Advisory committees and leadership groups include:

Educational Partner(s)	Process for Engagement
	• School Leadership Teams – Composed of principals, teachers, and site staff, these teams provide insight into instructional priorities, student needs, and the effectiveness of site-level implementation of LCAP actions. • School Site Councils (SSC) – Responsible for reviewing and approving the Single Plan for Student Achievement (SPSA), including alignment of site-based funding and strategies to LCAP goals. • English Learner Advisory Committees (ELAC) – School-based committees that provide input on programs and services for English Learners and support communication with families. • Student Engagement and Advisory Committee (SEAC) – A district-level student group that provides input on student engagement, school climate, and the overall student experience. • African American Parent Educator Advisory Committee (AAPEAC) – A committee focused on strengthening outcomes, engagement, and support systems for African American students and families. • PTA/PTO Leadership – Parent organizations that contribute to family engagement efforts and provide feedback on communication, programs, and school-community partnerships. A key focus of the district's engagement process is ensuring a continuous communication loop between district-level planning and site-level implementation. Principals, LCAP Advisory Committee representatives, and DELAC representatives play an essential role as conduits in this process. These leaders are expected to extend LCAP-related discussions, data analysis, and updates to their respective committees/groups, including School Site Councils, ELAC committees, staff meetings, and parent organizations. This intentional

Educational Partner(s)	Process for Engagement
	structure ensures that information is not only shared outward, but that feedback from site-based groups is brought back to inform district-level decision-making. Throughout the year, these advisory groups engage in discussions aligned to LCAP priorities, including review of student performance data, feedback from surveys and Thought Exchange, and progress on current goals and actions. Site leaders and representatives facilitate opportunities for educational partners to reflect on what is working well, identify areas for growth, and provide input on maintaining, refining, or developing LCAP actions. This multi-layered approach strengthens alignment between the LCAP and site-based plans, ensuring that the Single Plan for Student Achievement (SPSA) reflects district priorities while also addressing the unique needs of each school community. By establishing clear expectations for communication, feedback, and shared responsibility, the district ensures that all educational partners remain informed, engaged, and connected to the continuous improvement process.
District Website Online Portal - families, staff, and community members	As part of the district's commitment to transparency and ongoing educational partner engagement, the draft 2026–27 Local Control and Accountability Plan (LCAP) was made publicly available on the Etiwanda School District website prior to final adoption. This provided families, staff, and community members with an opportunity to review the full plan, including goals, actions, expenditures, and the annual update. To support meaningful input, an online feedback portal was made available from May 4, 2026, through June 5, 2026. The portal provided educational partners, including parents, staff, and community members with an accessible avenue to submit comments, questions, and suggestions regarding the proposed LCAP. This process allowed educational partners to reflect on the draft plan and offer feedback outside of scheduled meetings, ensuring broader participation and flexibility.

Educational Partner(s)	Process for Engagement
	All feedback submitted through the online portal was reviewed by district leadership and considered alongside input gathered through advisory committees, surveys, Thought Exchange, community forums, and Board of Trustees meetings. This feedback informed final revisions to the LCAP prior to adoption. In alignment with the district's commitment to transparency and accountability, written responses to submitted questions and feedback are prepared and shared publicly. These responses are posted on the district's website, ensuring that educational partners can see how their input was acknowledged and addressed as part of the LCAP development process. Through the use of the online feedback portal, the district continues to expand access to engagement opportunities and strengthen the connection between educational partner input and district decision-making.
Community Day School Consultation (Equity Multiplier Funding)	Input from Etiwanda Community Day School staff and administrators was gathered as part of the ongoing development, implementation, and refinement of the Equity Multiplier focus goal. Through collaboration with staff and administrators who directly support students in the Community Day School program, the district reviewed site-specific student needs, implementation progress, attendance and engagement data, and areas for continued support. This feedback informed the needs assessment, proposed actions, and allocation of Equity Multiplier funds to ensure resources are aligned to the academic, behavioral, and wellness needs of students served through the program. Input from Community Day School educational partners continues to support actions focused on social-emotional learning, counseling services, student engagement, de-escalation supports, and successful transitions back to comprehensive school settings.
Communications and Ongoing Engagement	To support meaningful participation in the Local Control and Accountability Plan (LCAP) development process, the Etiwanda School District utilizes a comprehensive and multi-layered communication strategy designed to inform, engage, and gather input

Educational Partner(s)	Process for Engagement
	from a broad range of educational partners. Communication methods include: • District website updates and dedicated LCAP webpages • Flyer and poster distribution at school sites and community locations • Automated phone calls and direct messaging systems • Direct outreach by school and district administrators • Emails and text messages, with translation available to support multilingual families • Social media platforms to share timely updates and highlight district initiatives In addition to traditional communication methods, the district implements a yearlong social media and Newsfeed campaigns to increase awareness and understanding of the LCAP. Through features such as "Did You Know?" and "LCAP in Action," the district highlights programs, events, and practices that directly reflect educational partner feedback. These posts showcase how input is translated into action and impact across the district. Examples include: • Visual and Performing Arts (VAPA) implementation across all grade levels • Expanded learning and extended day programs • English Learner supports and reclassification celebrations • Small group instruction and targeted academic supports • Teacher collaboration and professional learning • Hands-on, engaging classroom activities • Family engagement events and outreach opportunities • Health and wellness promotion This ongoing campaign helps strengthen transparency, reinforce the connection between feedback and outcomes, and ensure that educational partners can see how their voices contribute to district initiatives. Superintendent Responses to Feedback

Educational Partner(s)	Process for Engagement
	The Superintendent remains committed to reviewing and responding to feedback gathered through multiple engagement channels, including advisory committees, surveys, community forums, Thought Exchange, Board presentations, and the online feedback portal. When questions or comments are submitted, written responses are developed and shared publicly to ensure transparency and accountability. During this LCAP development cycle, submitted questions were formally addressed and posted on the district's LCAP Questions and Answers webpage. This process ensures that educational partners can access responses, understand how feedback is considered, and remain informed throughout the decision-making process.

A description of how the adopted LCAP was influenced by the feedback provided by educational partners.

The Etiwanda School District is committed to ensuring that educational partners have meaningful opportunities to contribute to the development, refinement, and adoption of the Local Control and Accountability Plan (LCAP). Feedback was gathered through multiple engagement strategies, including annual surveys, Thought Exchange, site-based community forums, advisory committee meetings, Board of Trustees presentations, and the online feedback portal. This input was reviewed by district leadership, advisory committees, and school site leadership teams to identify trends, affirm areas of success, and determine where revisions or enhancements were needed to better align actions and services to student and family needs.

Key engagement efforts included districtwide Thought Exchange opportunities for families, students, and staff; annual surveys for families, staff, and students in grades 3–8; site-based community forums designed to connect LCAP priorities to the school experience and SPSA implementation; regular advisory committee meetings, including the LCAP Advisory Committee, DELAC, and SEAC; public Board of Trustees updates throughout the year; and publication of the draft LCAP on the district website with an open feedback portal. The district also used a broad communication strategy to support participation, including automated calls, emails, text messages, flyers, website updates, social media outreach, and direct invitations from school administrators. Special attention was given to outreach with families of English Learners, low-income students, foster youth, students with disabilities, and other groups whose experiences and outcomes are especially important in LCAP planning.

Throughout the engagement process, educational partner feedback consistently affirmed a number of district strengths. Families, staff, students, and community members expressed appreciation for access to instructional resources, strong relationships with school staff, welcoming school environments, and meaningful opportunities for student engagement. Survey and community forum results also reflected consistent districtwide themes of Safety and Belonging, Personalized Support, Communication and Partnership, and Representation and Inclusion, which helped guide refinement of the adopted LCAP.

For Goal 1: Conditions of Learning, families, staff, community members, and advisory groups reinforced the importance of safe and welcoming campuses, visible administrators, clean and well-maintained facilities, high-quality and diverse staff, access to technology and instructional materials, and wellness supports. Community Forum input also highlighted appreciation for visible administrators, clean and safe campuses, classroom support, expanded mental health supports, highly trained staff, and access to a broad, engaging educational experience. Survey results similarly reflected strong positive responses related to safety, resources, and access to up-to-date technology.

This feedback influenced the adopted LCAP by sustaining and refining actions related to responsible budgeting and resource allocation (Action 1.1), safety planning and secure school environments (Action 1.2), facilities maintenance and improvements (Action 1.3), health and wellness services (Action 1.4), recruitment and retention of highly qualified staff (Action 1.5), professional development for educators (Action 1.7), access to a broad course of study (Action 1.8), access to technology and technical support (Action 1.9), supplemental instructional materials and supports during Universal Access (Action 1.10), library and supplemental resources (Action 1.11), campus support staff for supervision (Action 1.14), Visual and Performing Arts instruction (Action 1.15), and mathematics curriculum review, adoption, and implementation (Action 1.16). The proposed Goal 1 actions show these areas of influence by continuing to emphasize safe facilities, instructional resources, technology access, wellness supports, professional learning, supervision, and safe, supportive learning environments.

In addition, proposed revisions to Goal 1 reflect input from the LCAP Advisory Committee and school site leadership by strengthening language around age-appropriate technology, reliable internet, technical support, and the intentional use of artificial intelligence tools so students can build digital literacy skills and use emerging technologies effectively and responsibly (Action 1.9). Feedback regarding instructional materials and the need for standards-aligned resources also supported the addition of the mathematics curriculum review, adoption, and implementation process (Action 1.16).

For Goal 2: Pupil Outcomes, educational partners, including families, staff, school leadership teams, and advisory groups, emphasized the importance of early intervention, personalized small-group instruction, Universal Access, extended learning opportunities, consistent academic expectations, and clearer communication with families about student progress. Community Forum feedback highlighted appreciation for tutoring and enrichment, personalized small-group instruction, early intervention, flexible grouping, and student data discussions. Survey and ThoughtExchange feedback also pointed to the value of engaging, hands-on learning experiences and meaningful academic support.

This feedback influenced the adopted LCAP by sustaining and refining actions related to diagnostic assessments in reading and mathematics (Action 2.1), early literacy and cognitive ability screening systems (Action 2.2), data-driven collaboration and program implementation (Action 2.3), teacher collaboration and differentiated instruction (Action 2.4), intentional lesson design and balanced instructional strategies (Action 2.5), professional development and monitoring for English Learners and Long-Term English Learners (Action 2.6), Universal Access instruction for acceleration, language development, and enrichment (Action 2.7), access to the core curriculum and language development support for English Learners (Action 2.8), student progress monitoring and Tier II support coordination (Action 2.9), extended-day academic support and enrichment (Action 2.10), foundational literacy and math fluency (Action 2.12), culturally and linguistically responsive instructional strategies (Action 2.13), Foster Youth monitoring and support (Action 2.14), and responsible artificial intelligence integration (Action 2.15).

Educational partner feedback also supported clearer emphasis on enrichment opportunities for advanced learners (Actions 2.7 and 2.10), student data chats and goal setting (Actions 2.1 and 2.7), and flexible grouping structures during Universal Access (Action 2.7). In addition, feedback from the LCAP Advisory Committee and school site leadership teams informed revised Goal 2 language to strengthen intentional lesson design, balanced use of technology with hands-on instruction, reduced passive screen time, and purposeful and responsible AI integration (Actions 2.5 and 2.15). The plan also maintains targeted supports for English Learners, students with disabilities, and Foster Youth through actions related to EL professional learning, instructional aide support, extended school year, and Foster Youth check-in systems (Actions 2.6, 2.8, 2.11, and 2.14).

For Goal 3: Student Engagement, educational partners consistently highlighted the importance of positive school climate, strong student-staff relationships, counseling and wellness supports, positive behavior systems, student belonging, and opportunities that make school engaging and meaningful. Community Forum feedback showed strong value for consistent PBIS, strong student-staff relationships, arts instruction, bullying prevention, and peer mentoring, and recommended continuing PBIS, bully prevention, and positive student recognition. Survey results also showed strong responses regarding students feeling safe, students being comfortable talking to school staff, and teachers actively engaging students in lessons, while also identifying continued opportunity to strengthen peer relationships and respect for differences from the student perspective.

This feedback influenced the adopted LCAP by sustaining and refining actions related to classroom engagement structures (Action 3.1), character development and positive social skills (Action 3.2), MTSS, PBIS, SEL lessons, restorative practices, and other means of correction (Action 3.3), counselor-led programs and staff training to support student wellness (Action 3.4), targeted interventions for students at risk of chronic absenteeism (Action 3.5), training and coaching on restorative practices and other means of correction (Action 3.6), behavior support planning and de-escalation strategies (Action 3.7), extracurricular activities and intramural/interscholastic programs (Action 3.8), middle school orientation and transition programming (Action 3.9), campus support staff to strengthen PBIS implementation (Action 3.11), and real-time attendance and academic monitoring (Action 3.12).

Educational partner input also supported continued emphasis on positive student recognition, peer mentoring, bully prevention, social-emotional learning, and access to caring adults who can support students academically and emotionally. These areas align most directly with the district's continued investment in school climate, PBIS, counseling, behavior supports, engagement opportunities, and attendance monitoring (Actions 3.2, 3.3, 3.4, 3.5, 3.7, 3.8, 3.11, and 3.12). Feedback related to arts, activities, and inclusive enrichment also connects to Goal 1 VAPA access (Action 1.15) and Goal 3 extracurricular engagement (Action 3.8).

For Goal 4: Family Engagement, educational partners emphasized the importance of clear, consistent, two-way communication; welcoming and respectful school environments; accessible engagement opportunities; and meaningful ways for families to participate in district- and site-level decision-making. Community Forum feedback highlighted appreciation for simplified communication platforms, regular two-way communication, welcoming leadership and office staff, and family events, while also encouraging the district to continue newsletters, volunteer opportunities, and other engagement activities. Survey results further reflected high levels of agreement related to family engagement opportunities, trust between families and staff, staff responsiveness to cultural, racial, and language differences, and administrator visibility.

This feedback influenced the adopted LCAP by sustaining and refining actions related to welcoming, respectful, and caring school environments (Action 4.1), staff training and family onboarding for digital communication platforms (Action 4.2), digital communication and

outreach regarding events, homework, student progress, support, and enrichment opportunities (Action 4.3), consistent teacher communication with parents and guardians through conferences, progress updates, and timely notices (Action 4.4), family workshops and engagement events (Action 4.5), multiple pathways for educational partner input, including surveys, advisory committees, and online portals (Action 4.6), attendance support teams and family outreach (Action 4.7), and district and site-level advisory committees focused on equitable and culturally responsive practices (Action 4.8).

Educational partner input also supported the district's decision to continue a yearlong communication effort that highlights "LCAP in Action" through programs and events that directly reflect educational partner feedback, helping families and the community see how district goals connect to school experiences and outcomes. Community input also reinforced the importance of clarity, transparency, and alignment between district goals, school actions, funding, and progress monitoring as a way to build trust and confidence in the LCAP process. These areas align most directly with the district's communication, engagement, advisory, and input structures (Actions 4.2, 4.3, 4.5, 4.6, and 4.8).

For Goal 5: For Etiwanda Community Day School and the Equity Multiplier focus goal, educational partner feedback, including collaboration with Community Day School staff and administrators, informed the development and refinement of the site's needs assessment and the actions supported through Equity Multiplier funds. Input highlighted the importance of personalized academic, behavioral, and wellness supports for students with significant needs, including social-emotional learning (Action 5.2), individualized and group counseling (Action 5.3), student engagement strategies, de-escalation supports, and staff training (Action 5.4). These identified priorities are reflected in the adopted Equity Multiplier actions focused on weekly social-emotional learning (SEL) instruction, counseling services, and professional development for Community Day School staff to promote stability, engagement, and successful transitions back to comprehensive school settings.

Feedback from English Learner families and DELAC also influenced the adopted LCAP. DELAC discussions and English Learner program updates reinforced the importance of integrated and designated ELD, reclassification awareness, LTEL prevention, instructional aide support, teacher training, and clear communication with families regarding student progress and English Learner services. This input aligns with continued emphasis in the adopted LCAP on Universal Access for language development, instructional aide support, translation access, reclassification processes, ELPAC systems, and professional learning for educators serving multilingual learners. It also supported the expectation that information be communicated back through site ELACs, School Site Councils, and school leadership structures so that families remain informed and connected to program updates and district priorities.

The district also considered educational partner feedback alongside implementation and midyear progress data. The Mid-Year Update process supported continuation and refinement of several actions, including extended-day programs, restorative practices, extracurricular opportunities, foster youth supports, attendance and academic monitoring, and Community Day School services. Midyear review helped distinguish which actions should be sustained as designed, which required continued monitoring, and which would benefit from revised language or expanded emphasis in the adopted plan. This process reinforced the district's focus on maintaining strong implementation where systems were functioning well and re-calibrating where educational partner feedback, data, or implementation patterns pointed to an opportunity for refinement.

Overall, educational partner feedback directly influenced both the content and emphasis of the adopted LCAP. The district used this input to maintain strong systems already valued by the community, refine actions for greater clarity and responsiveness, and expand focus in areas identified through data and educational partner voice. This includes continued emphasis on safe and clean campuses, visible and supportive administrators, high-quality and diverse staff, VAPA access, Universal Access and small-group instruction, extended-day learning, student

data discussions and goal setting, academic rigor and enrichment for advanced learners, counseling and wellness supports, PBIS and belonging, family workshops, volunteer opportunities, stronger communication systems, and clearer alignment between district goals, school actions, funding, and outcomes. It also includes revisions shaped by the LCAP Advisory Committee and school site leadership teams, including the addition of responsible AI integration within Goals 1 and 2 and clearer action language related to student engagement, personalized learning, and future-ready skills.

These refinements reflect the district's commitment to ensuring that the LCAP remains a living, responsive plan shaped by the voices of its educational partners and grounded in continuous improvement.

Goals and Actions

Goal

Goal #	Description	Type of Goal
1	Conditions of Learning: Provide safe facilities and access to standards-aligned resources, technology, and high-quality, culturally responsive instruction.	Broad Goal

State Priorities addressed by this goal.

Priority 1: Basic (Conditions of Learning)
Priority 2: State Standards (Conditions of Learning)
Priority 3: Parental Involvement (Engagement)
Priority 5: Pupil Engagement (Engagement)
Priority 6: School Climate (Engagement)
Priority 7: Course Access (Conditions of Learning)
Priority 8: Other Pupil Outcomes (Pupil Outcomes)

An explanation of why the LEA has developed this goal.

Etiwanda School District developed this goal to ensure all students have access to the essential conditions that support learning, including safe and well-maintained schools, standards-aligned materials, age-appropriate technology, and high-quality, culturally responsive instruction. This goal addresses State Priorities 1, 2, 3, 5, 6, 7, and 8 and reflects the district's belief that strong conditions of learning are foundational to student success across all other goal areas. The goal is grounded in the district's commitment to providing welcoming environments, a broad course of study, and the staffing, systems, and resources necessary for students to access rigorous and engaging learning experiences.

The district continues to maintain strong implementation in the core areas reflected in this goal. Local data show that 100% of students have access to a broad course of study, and Williams monitoring reflects 100% access to appropriately assigned teachers, instructional materials, and facilities in good repair. The district also continues to prioritize professional learning for educators, access to instructional technology, and supports that strengthen inclusive practices for all learners, including multilingual learners and students with additional needs. Local i-Ready data further reflects continued strong overall performance, with 68% of students at or above grade level in reading and 67% at or above grade level in mathematics on the 2025–2026 spring diagnostic. Revisions to Goal 1 further reflect this emphasis by strengthening language related to digital literacy, reliable technology access, responsible use of emerging technologies, high-quality instructional resources, and ongoing mathematics curriculum review and implementation.

In addition, this goal addresses Priority 3, Parent Involvement, through Metric 1.1, which includes parent survey input regarding school resources, safety, facilities, and access to technology. This goal also addresses Priority 5, Pupil Engagement, through actions and metrics connected to attendance, access, and student participation. Priority 6, School Climate, is reflected through student survey input regarding

students' feelings of safety at school. Priority 8, Other Pupil Outcomes, is addressed through local i-Ready reading and mathematics data used to monitor student academic growth and the impact of instructional resources and supports.

Educational partner feedback continues to affirm the importance of this goal. In the 2025–26 survey results, 97% of families agreed their child's school has access to and utilizes up-to-date technology, 97% agreed students receive the instructional resources they need to be successful, and 96% agreed their child feels safe at school. Student survey results also showed that 98% of students agreed they receive the resources they need to be successful, while 90% reported feeling safe at school. Community forum feedback similarly highlighted appreciation for visible administrators, clean and safe campuses, classroom support, expanded mental health supports, and highly trained, diverse staff. This input reinforced the district's decision to sustain actions related to school safety, facilities, health and wellness services, staffing, technology access, supervision, and access to a well-rounded educational experience, including visual and performing arts. These results reinforce the importance of continuing this goal to maintain strong conditions for learning while responding to areas that still require ongoing attention, such as student perceptions of safety and campus cleanliness.

Ultimately, this goal was developed because students are best positioned to succeed when the district first ensures the conditions for learning are strong. By sustaining safe campuses, equitable access to resources, high-quality staff, and a broad, standards-aligned instructional program, Etiwanda creates the foundation necessary for academic growth, student engagement, positive school climate, and strong partnerships with families.

Measuring and Reporting Results

Metric #	Metric	Baseline	Year 1 Outcome	Year 2 Outcome	Target for Year 3 Outcome	Current Difference from Baseline
1.1	Annual District Created Parent LCAP Survey (Percent of Positive Responses on Subset of questions)	During the 2023-2024 school year: 99% Agree - My child's school has access to and utilizes up-to-date technology. 98% Agree - At my child's school, students receive the resources they need to be successful. 97% Agree - My child feels safe at school.	2024-2025 Annual Parent Survey Results by Positive Response Rate 98% Agree - My child's school has access to and utilizes up-to-date technology. 97% Agree - At my child's school, students receive the resources they need to be successful.	2025-2026 Annual Parent Survey Results by Positive Response Rate 97% Agree - My child's school has access to and utilizes up-to-date technology. 97% Agree - At my child's school, students receive the resources they need to be successful.	99% Agree - My child's school has access to and utilizes up-to-date technology. 98% Agree - At my child's school, students receive the resources they need to be successful. 97% Agree - My child feels safe at school.	2% Decline in Agree - My child's school has access to and utilizes up-to-date technology. 1% Decline in Agree - At my child's school, students receive the resources they need to be successful. 1% Decline in Agree - My child

Metric #	Metric	Baseline	Year 1 Outcome	Year 2 Outcome	Target for Year 3 Outcome	Current Difference from Baseline
		96% Agree - At my child's school, facilities are well-maintained and clean. 93% Agree - The rigor of work assigned to my child is appropriate. 92% Agree - I am aware of the resources and support services available to students at my school. 98% Agree - Consistent expectations for student behavior are in place at my child's school (i.e. PBIS expectations: Be Respectful, Be Responsible, and Be Safe).	94% Agree - My child feels safe at school. 97% Agree - "At my child's school, facilities are well-maintained and clean" has been revised on the 24/25 survey to "At my child's school, the classrooms, playground, and library are clean." 92% Agree - The rigor of work assigned to my child is appropriate. 92% Agree - I am aware of the resources and support services available to students at my school. 97% Agree - Consistent expectations for student behavior are in place at my child's school (i.e.	96% Agree - My child feels safe at school. 98% Agree - At my child's school, the classrooms, playground, and library are clean. 95% Agree - The rigor of work assigned to my child is appropriate. 92% Agree - I am aware of the resources and support services available to students at my school. 98% Agree - Consistent expectations for student behavior are in place at my child's school (i.e. PBIS expectations: Be Respectful, Be Responsible, and Be Safe).	96% Agree - At my child's school, the classrooms, playground, and library are clean. 95% Agree - The rigor of work assigned to my child is appropriate. 95% Agree - I am aware of the resources and support services available to students at my school. 98% Agree - Consistent expectations for student behavior are in place at my child's school (i.e. PBIS expectations: Be Respectful, Be Responsible, and Be Safe).	feels safe at school. 2% Increase in Agree - At my child's school, facilities are well-maintained and clean. Revised items on the 24/25 survey to "At my child's school, the classrooms, playground, and library are clean." 2% Increase in Agree - The rigor of work assigned to my child is appropriate. No Change in Agree - I am aware of the resources and support services available to students at my school. No Change in Agree - Consistent expectations for student behavior are in place at my child's school (i.e. PBIS expectations:

Metric #	Metric	Baseline	Year 1 Outcome	Year 2 Outcome	Target for Year 3 Outcome	Current Difference from Baseline
			PBIS expectations: Be Respectful, Be Responsible, and Be Safe).			Be Respectful, Be Responsible, and Be Safe).
1.2	Annual District Created Student LCAP Survey (Percent of Positive Responses on Subset of questions)	During the 2023-2024 school year: 96% Agree - The rigor and challenge of the work assigned is just right for me. 98% Agree - At my school, I receive the resources I need to be successful. 89% Agree - I feel safe at my school. 73% Agree - My school is clean. 93% Agree - Consistent expectations for student behavior are in place at my school (for example: Be Respectful, Be Responsible, and Be Safe).	2024-2025 Annual Student Survey Results by Positive Response Rate: 86% Agree - The rigor and challenge of the work assigned is just right for me. 98% Agree - At my school, I receive the resources I need to be successful. 89% Agree - I feel safe at my school. 87% Agree - My school is clean has been revised on the 24/25 survey to "At my school the classrooms, playground, and library are clean." 93% Agree - Consistent expectations for student behavior	2025-2026 Annual Student Survey Results by Positive Response Rate: 85% Agree - The rigor and challenge of the work assigned is just right for me. 98% Agree - At my school, I receive the resources I need to be successful. 90% Agree - I feel safe at my school. 89% Agree - At my school the classrooms, playground, and library are clean. 95% Agree - Consistent expectations for student behavior are in place at my school (for example: Be	96% Agree - The rigor and challenge of the work assigned is just right for me. 98% Agree - At my school, I receive the resources I need to be successful. 92% Agree - I feel safe at my school. 80% Agree - At my school the classrooms, playground, and library are clean. 95% Agree - Consistent expectations for student behavior are in place at my school (for example: Be Respectful, Be Responsible, and Be Safe).	11% Decline in Agree - The rigor and challenge of the work assigned is just right for me. No Change - At my school, I receive the resources I need to be successful. 1% Increase in Agree - I feel safe at my school. 16% Increase in Agree - My school is clean has been revised on the 24/25 survey to "At my school the classrooms, playground, and library are clean." 2% Increase in Agree - Consistent expectations for student behavior are in place at my school (for example: Be

Metric #	Metric	Baseline	Year 1 Outcome	Year 2 Outcome	Target for Year 3 Outcome	Current Difference from Baseline
			are in place at my school (for example: Be Respectful, Be Responsible, and Be Safe).	Respectful, Be Responsible, and Be Safe).		Respectful, Be Responsible, and Be Safe).
1.3	Annual District Created Staff LCAP Survey (Percent of Positive Responses on Subset of questions)	During the 2023-2024 school year: 98% Agree - Teachers have access to the resources they need to perform their work well. 95% Agree - The students at my school feel safe. 92% Agree - At my school, facilities and grounds are kept in good condition. 98% Agree - My school maintains a high level of academic rigor for students. 92% Agree - Staff at my school are committed to teaching and reinforcing consistent expectations for student behavior.	2024-2025 Annual Staff Survey Results by Positive Response Rate: 92% Agree - Teachers have access to the resources they need to perform their work well. 92% Agree - The students at my school feel safe. 94% Agree - Survey question, "At my school, facilities and grounds are kept in good condition" has been revised on the 24/25 survey to "At my child's school, the classrooms, playground, and library are clean."	2025-2026 Annual Staff Survey Results by Positive Response Rate: 91% Agree - Teachers have access to the resources they need to perform their work well. 96% Agree - The students at my school feel safe. 94% Agree - At my child's school, the classrooms, playground, and library are clean. 97% Agree - My school maintains a high level of academic rigor for students. 95% Agree - Staff at my school are committed to	98% Agree - Teachers have access to the resources they need to perform their work well. 95% Agree - The students at my school feel safe. 95% Agree - At my child's school, the classrooms, playground, and library are clean. 98% Agree - My school maintains a high level of academic rigor for students. 95% Agree - Staff at my school are committed to teaching and reinforcing consistent expectations for student behavior.	7% Decline in Agree - Teachers have access to the resources they need to perform their work well. 1% Increase in Agree - The students at my school feel safe. 2% Increase in Agree - Survey question, "At my school, facilities and grounds are kept in good condition" has been revised on the 24/25 survey to "At my child's school, the classrooms, playground, and library are clean." 1% Decline in Agree - My school maintains a high

Metric #	Metric	Baseline	Year 1 Outcome	Year 2 Outcome	Target for Year 3 Outcome	Current Difference from Baseline
			95% Agree - My school maintains a high level of academic rigor for students. 92% Agree - Staff at my school are committed to teaching and reinforcing consistent expectations for student behavior.	teaching and reinforcing consistent expectations for student behavior.		level of academic rigor for students. 3% Increase in Agree - Staff at my school are committed to teaching and reinforcing consistent expectations for student behavior.
1.4	Principal Worksheet: Broad Course of Study Access (Student Percentage)	During the 2023- 2024 school year, 100% of students in grades K-8 were enrolled in the seven areas identified as a broad course of study during the school day.	During the 2024-2025 school year, 100% of students in grades K-8 were enrolled in the seven areas identified as a broad course of study during the school day.	During the 2025-2026 school year, 100% of students in grades K-8 were enrolled in the seven areas identified as a broad course of study during the school day.	100% of students in grades K-8 were enrolled in the seven areas identified as a broad course of study during the school day.	No change
1.5	Local Williams Report for Basics: Teachers, Instructional Materials, and Facilities Indicator (Percentage)	During the 2023-2024 school year, students had access to: 100% Appropriately assigned teachers. 100% Student access to curriculum assigned instructional materials. 100% Facilities in good repair.	In the 2024-2025 school year, students had access to: 100% Appropriately assigned teachers. 100% Student access to curriculum assigned	In the 2025-2026 school year, students had access to: 100% Appropriately assigned teachers. 100% Student access to curriculum assigned	100% Appropriately assigned teachers. 100% Student access to curriculum assigned instructional materials. 100% Facilities in good repair.	No change

Metric #	Metric	Baseline	Year 1 Outcome	Year 2 Outcome	Target for Year 3 Outcome	Current Difference from Baseline
			instructional materials. 100% Facilities in good repair.	instructional materials. 100% Facilities in good repair.		
1.6	Implementation of State Standards Teacher Survey (Positive Response Rate Percentage)	During the 2023-2024 school year: 95% of teachers rank their "knowledge of subject matter and academic content standards" as Level 3 Applying or higher. 96% of teachers rank their "understanding and organizing subject matter for student learning," as Level 3 Applying or higher. 96% of teachers rank "planning instruction that incorporates appropriate strategies to meet the learning needs of all students" as Level 3 Applying or higher. 94% of teachers rank "collection and analysis of assessment data from a variety of sources to inform	Results for the 2024-2025 school year: 93% of teachers rank their "knowledge of subject matter and academic content standards" as Level 3 Applying or higher. 94% of teachers rank their "understanding and organizing subject matter for student learning," as Level 3 Applying or higher. 92% of teachers rank "planning instruction that incorporates appropriate strategies to meet the learning needs of all students" as Level 3 Applying or higher.	Results for the 2025-2026 school year: 92% of teachers rank their "knowledge of subject matter and academic content standards" as Level 3 Applying or higher. 93% of teachers rank their "understanding and organizing subject matter for student learning," as Level 3 Applying or higher. 94% of teachers rank "planning instruction that incorporates appropriate strategies to meet the learning needs of all students" as Level 3 Applying or higher.	95% of teachers rank their "knowledge of subject matter and academic content standards" as Level 3 Applying or higher. 96% of teachers rank their "understanding and organizing subject matter for student learning," as Level 3 Applying or higher. 96% of teachers rank "planning instruction that incorporates appropriate strategies to meet the learning needs of all students" as Level 3 Applying or higher. 95% of teachers rank "collection and analysis of	3% decline in teachers who rank their "knowledge of subject matter and academic content standards" as Level 3 Applying or higher. 3% decline in teachers who rank their "understanding and organizing subject matter for student learning," as Level 3 Applying or higher. 3% decline in teachers who rank their ability in "planning instruction that incorporates appropriate strategies to meet the learning needs of all students" as Level 3 Applying or higher.

Metric #	Metric	Baseline	Year 1 Outcome	Year 2 Outcome	Target for Year 3 Outcome	Current Difference from Baseline
		instruction" as Level 3 Applying or higher.	91% of teachers rank "collection and analysis of assessment data from a variety of sources to inform instruction" as Level 3 Applying or higher.	92% of teachers rank "collection and analysis of assessment data from a variety of sources to inform instruction" as Level 3 Applying or higher.	assessment data from a variety of sources to inform instruction" as Level 3 Applying or higher.	2% decline in teachers ranking "collection and analysis of assessment data from a variety of sources to inform instruction" as Level 3 Applying or higher.
1.7	Local Data i-Ready Diagnostic Data Reading- Spring Administration (Percent At or Above Grade Level)	2023-2024 School Year Overall Student Population 69% at or above grade level Hispanic Student Group 63% at or above grade level Black/African American Student Group 57% at or above grade level English Learners 39% at or above grade level Socioeconomically Disadvantaged Student Group 59% at or above grade level	2024-2025 School Year Overall Student Population 69% at or above grade level Hispanic Student Group 63% at or above grade level Black/African American Student Group 58% at or above grade level English Learners 38% at or above grade level Socioeconomically Disadvantaged Student Group 60% at or above grade level	2025-2026 School Year Overall Student Population 68% at or above grade level Hispanic Student Group 62% at or above grade level Black/African American Student Group 58% at or above grade level English Learners 32% at or above grade level Socioeconomically Disadvantaged Student Group 58% at or above grade level	Overall Student Population 70% at or above grade level Hispanic Student Group 66% at or above grade level Black/African American Student Group 60% at or above grade level English Learners 42% at or above grade level Socioeconomically Disadvantaged Student Group 62% at or above grade level	Overall Student Population 1% decline - at or above grade level Hispanic Student Group 1% decline - at or above grade level Black/African American Student Group +1% increase - at or above grade level English Learners 7% decline - at or above grade level Socioeconomically Disadvantaged Student Group 1% decline - at or above grade level

Metric #	Metric	Baseline	Year 1 Outcome	Year 2 Outcome	Target for Year 3 Outcome	Current Difference from Baseline
1.8	Local Data i-Ready Diagnostic Data Math-Spring Administration (Percent At or Above Grade Level)	2023-2024 School Year Overall Student Population 65% at or above grade level Hispanic Student Group 57% at or above grade level Black/African American Student Group 48% at or above grade level English Learners 47% at or above grade level Socioeconomically Disadvantaged Student Group 56% at or above grade level	2024-2025 School Year Overall Student Population 66% at or above grade level Hispanic Student Group 57% at or above grade level Black/African American Student Group 50% at or above grade level English Learners 47% at or above grade level Socioeconomically Disadvantaged Student Group 57% at or above grade level	2025-2026 School Year Overall Student Population 67% at or above grade level Hispanic Student Group 58% at or above grade level Black/African American Student Group 50% at or above grade level English Learners 50% at or above grade level Socioeconomically Disadvantaged Student Group 56% at or above grade level	Overall Student Population 67% at or above grade level Hispanic Student Group 60% at or above grade level Black/African American Student Group 52% at or above grade level English Learners 51% at or above grade level Socioeconomically Disadvantaged Student Group 60% at or above grade level	Overall Student Population +2% increase - at or above grade level Hispanic Student Group +1% increase - at or above grade level Black/African American Student Group +2% increase - at or above grade level English Learners +3% increase - at or above grade level Socioeconomically Disadvantaged Student Group No Change - at or above grade level
1.9	District Annual Attendance Rate (In-Seat Student Percentage) SIS Data Report	2022-23 District Attendance Rate All Students Rate - 94.17% Foster Youth Rate - 93.70% English Learners Rate -	2023-2024 District Attendance Rate All Students Rate - 95.28% Foster Youth Rate - 92.85% English Learners Rate - 95.76%	2024-2025 District Attendance Rate All Students Rate - 95.11% Foster Youth Rate - 90.77% English Learners Rate - 95.94%	All Students Rate - 95% Foster Youth Rate - 95% English Learners Rate - 96%	All Students Rate: +0.94% Foster Youth Rate: -2.93% English Learners Rate: +1.13%

Metric #	Metric	Baseline	Year 1 Outcome	Year 2 Outcome	Target for Year 3 Outcome	Current Difference from Baseline
		94.81% Socioeconomically Disadvantaged Rate - 93.47%	Socioeconomically Disadvantaged Rate - 94.42%	Socioeconomically Disadvantaged Rate - 94.16%	Socioeconomically Disadvantaged Rate - 95%	Socioeconomically Disadvantaged Rate: +0.69%

Goal Analysis [2025-26]

An analysis of how this goal was carried out in the previous year.
A description of overall implementation, including any substantive differences in planned actions and actual implementation of these actions, and any relevant challenges and successes experienced with implementation.

During the 2025–26 school year, the Etiwanda School District fully implemented all 16 actions under Goal 1 as planned, with no substantive differences between the planned actions and actual implementation. Actions 1.1 through 1.16 were each carried out as described in the adopted LCAP, and the district experienced no significant barriers or challenges during the implementation process. Expenditures aligned with planned budgets, metrics reflected strong outcomes, and educational partner feedback affirmed the effectiveness of the district's efforts to maintain safe facilities and provide access to standards-aligned resources, technology, and high-quality, culturally responsive instruction.

Through Action 1.1 (Fiscal Management), the district and school sites practiced fiscal responsibility, maximizing resources to support the needs of all current and future students. Action 1.2 (Safe and Secure Schools) was implemented in collaboration with the risk management department, with all Comprehensive School Safety Plans completed, approved by local law enforcement and the Board of Trustees, and inclusive of mental health counseling services and bully prevention programs. Action 1.3 (Facilities, Maintenance, and Operations) ensured that all school facilities remained safe, modern, and well-maintained, while Action 1.4 (Health Services) provided comprehensive health supports through credentialed nurses and trained health clerks across all campuses.

Action 1.5 (Highly Qualified Teachers Support) continued to strengthen the district's recruitment and retention efforts. A notable success was the positive feedback from new teachers who expressed strong value in the district's in-house induction program, which provided mentorship, ongoing support, and the development of meaningful professional relationships. Action 1.6 (Class Size and Support) maintained required student-to-adult ratios, supported by California law, the district's collective bargaining agreement, and community feedback. Action 1.7 (Professional Development Plan) was fully executed, ensuring that all teachers and paraprofessionals received the training necessary to successfully fulfill their roles across all content areas, including supports for English Learners and Long-Term English Learners.

Action 1.8 (Broad Course of Study) was successfully implemented across all schools, with each site incorporating a Universal Access period into the instructional day to prioritize targeted instruction for students at varying levels. Action 1.9 (Instructional Technology Access and Support Services) ensured all students had access to the necessary instructional technology, including 1:1 Chromebooks, reliable internet, and dedicated technology staff. Action 1.10 (Supplemental Materials and Individualized Academic Supports) provided supplemental resources during Universal Access time to support unduplicated students, with LREBG funds fully utilized as planned.

Action 1.11 (Library Access and Resource Services) maintained access to diverse literature and extended library hours across all sites. Action 1.12 (Early Education) continued to provide a full-day kindergarten program, supporting a strong academic foundation for the district's youngest learners. Action 1.13 (Student Transportation Services) removed barriers to attendance by providing transportation to students living beyond a two-mile radius, principally directed toward unduplicated students. Action 1.14 (School Supervision and Safety) ensured all schools were staffed with classified personnel for student supervision throughout the school day.

Action 1.15 (Comprehensive Arts Education) provided visual, media, and performing arts instruction to all students in grades TK–8, supporting creativity, critical thinking, and engagement. Action 1.16 (Student and Campus Safety) was carried out through the district safety team's ongoing review and enhancement of campus safety measures for all students and staff.

Overall, the full and consistent implementation of all Goal 1 actions reflects the district's sustained commitment to providing the foundational conditions necessary for student success. Successes across all actions are evidenced by strong metric outcomes and positive educational partner feedback, reinforcing the effectiveness of the district's approach to maintaining safe, well-resourced, and inclusive learning environments.

An explanation of material differences between Budgeted Expenditures and Estimated Actual Expenditures and/or Planned Percentages of Improved Services and Estimated Actual Percentages of Improved Services.

For Goal 1, a review between Budgeted Expenditures and Estimated Actual Expenditures for each action revealed that Goal 1 did not have any material differences between Budgeted Expenditures and Estimated Actual Expenditures.

Several Goal 1 actions reflected variances, including actions related to facilities, staffing, professional development, early education, and transportation. These differences were primarily associated with normal fluctuations in staffing costs, employee benefits, facilities and operations, transportation, contracted services, timing of expenditures, and year-end accounting adjustments. The variances did not result in substantive changes to implementation or service delivery. Goal 1 actions were implemented as planned, and the district continued to provide safe facilities, standards-aligned instructional resources, technology access, health services, professional learning, transportation, supervision, and other supports aligned to the Conditions of Learning goal.

In addition, the contributing actions within Goal 1 did not reflect material differences in increased or improved services. Services principally directed toward unduplicated pupils, including supplemental academic supports and transportation services, were maintained as planned.

A description of the effectiveness or ineffectiveness of the specific actions to date in making progress toward the goal.

The implementation of Goal 1 actions has been largely effective in making progress toward the goal of providing safe facilities and access to standards-aligned resources, technology, and high-quality, culturally responsive instruction. Overall, Goal 1 metrics remain strong, with 100% of students continuing to have access to a broad course of study and 100% access to appropriately assigned teachers, instructional materials, and facilities in good repair. Survey-based measures also remain overwhelmingly positive across parents, staff, and students, though several indicators suggest areas for continued refinement, particularly related to student perceptions of rigor, staff perceptions of access to needed resources, English Learner reading outcomes, and Foster Youth attendance.

Action 1.1 – Fiscal Management

This action has been effective in making progress toward the goal. Parent agreement that schools have access to and utilize up-to-date technology was 97% (Metric 1.1 – Parent Survey), parent agreement that students receive the resources they need to be successful was 97% (Metric 1.1 – Parent Survey), and student agreement that they receive the resources they need to be successful remained at 98% (Metric 1.2 – Student Survey). While there were slight declines in parent perceptions, all three measures remain exceptionally high and indicate that responsible budgeting practices continue to support student access to needed resources and strong conditions of learning. In addition, the district received a clean audit report representing fiscal responsibility and continued fiscal solvency.

Action 1.2 – Safe and Secure Schools
This action has been effective in making progress toward the goal. Parent agreement that their child feels safe at school was 96% (Metric 1.1 – Parent Survey), student agreement that they feel safe at school increased to 90% (Metric 1.2 – Student Survey), and staff agreement that students feel safe increased to 96% (Metric 1.3 – Staff Survey). In addition, student agreement regarding consistent behavior expectations increased from 93% to 95% (Metric 1.2 – Student Survey). These results suggest that safety plans, emergency preparedness, mental health supports, and bully prevention efforts are having a positive effect on students, while continued communication with families may help further strengthen parent confidence. School sites annually revise and update safety protocols, reinforce consistent behavior expectations, and maintain supervision in areas in and around their campuses to contribute to increased perceptions of school safety.

Action 1.3 – Facilities, Maintenance, and Operations
This action has been effective in making progress toward the goal. The Williams report showed 100% appropriately assigned teachers, 100% student access to standards-aligned instructional materials, and 100% of facilities in good repair (Metric 1.5 – Williams Report). Student agreement with the cleanliness item was 89% (Metric 1.2 – Student Survey). These results confirm that facilities and operational systems continue to provide safe, modern, and well-maintained schools that support student access to learning.

Action 1.4 – Health Services
This action has been effective in making progress toward the goal, with one area warranting continued attention. Parent agreement that students receive the resources they need to be successful was 97% (Metric 1.1 – Parent Survey), student agreement on that same measure remained at 98% (Metric 1.2 – Student Survey), and staff agreement that students feel safe increased to 96% (Metric 1.3 – Staff Survey). However, staff agreement that teachers have access to the resources they need to perform their work well declined to 91% (Metric 1.3 – Staff Survey). Although 91% remains strong, the size of that decline suggests the district should continue monitoring whether additional supports, coordination, or tools are needed to meet growing student wellness needs.

Action 1.5 – Highly Qualified Teachers Support
This action has been partially effective in making progress toward the goal. Teacher self-ratings on the Implementation of State Standards survey declined across all four related items: knowledge of subject matter and standards dropped from 95% to 92%, understanding and organizing subject matter for student learning dropped from 96% to 93%, planning instruction to meet the needs of all students dropped from 96% to 94%, and collection and analysis of assessment data dropped from 94% to 92% (Metric 1.6 – State Standards Survey). While all four measures remain above 90%, the consistent pattern of decline suggests that continued support through recruitment, induction, mentorship, and ongoing coaching remains important.

Action 1.6 – Class Size and Support

This action has been fully effective in making progress toward the goal. The district maintained 100% appropriately assigned teachers to adequately staff classrooms, confirming continued adherence to required student-to-adult ratios in transitional kindergarten and kindergarten through third grade (Metric 1.5 – Williams Report). These staffing conditions continue to support more personalized instruction and stronger student-teacher relationships.

Action 1.7 – Professional Development Plan
This action has been effective in making progress toward the goal. Parent agreement that the rigor of work assigned is appropriate increased from 93% to 95% (Metric 1.1 – Parent Survey), and staff agreement regarding commitment to consistent behavior expectations increased from 92% to 95% (Metric 1.3 – Staff Survey). Staff agreement that the school maintains a high level of academic rigor remained very strong at 97%, though slightly below the 98% baseline. At the same time, teacher self-ratings on standards implementation declined across all related items, and student agreement that the rigor and challenge of work assigned is "just right" declined significantly from 96% to 85% (Metric 1.2 – Student Survey). Open-ended comments suggest a split in student perception, with some students indicating that the work feels too difficult while others report that it is too easy. Teacher self-ratings on standards implementation also remained strong but declined across the four related items to 91%, 93%, 93%, and 92% (Metric 1.6 – State Standards Survey). These mixed results suggest that professional development is sustaining high instructional expectations overall and continued focus and refinement is necessary to ensure rigor is calibrated in ways that feel appropriately supportive, engaging, and responsive to the range of learners.

Action 1.8 – Broad Course of Study
This action has been fully effective in making progress toward the goal. The district maintained 100% access to a broad course of study for all students in grades K–8 (Metric 1.4 – Principal Worksheet), confirming that students continue to receive a well-rounded instructional program that includes core subject areas and additional learning opportunities built into the school day. As additional context, 98% of students agreed that they receive the resources needed to be successful in school (Metric 1.2 – Student Survey), which further reflects strong student access to learning supports.

Action 1.9 – Instructional Technology Access and Support Services
This action has been fully effective in making progress toward the goal. The district maintained 100% access to a broad course of study, which includes technology skills as part of the local evaluation tool (Metric 1.4 – Principal Worksheet). These results indicate that technology access continues to support digital literacy and equitable access to instruction across schools.

Action 1.10 – Supplemental Materials and Individualized Academic Supports
This action has been partially effective in making progress toward the goal. In mathematics, the overall student population increased from 65% to 67% at or above grade level, Black/African American students increased from 48% to 50%, Hispanic students increased from 57% to 58%, and English Learners increased from 47% to 50% (Metric 1.8 – i-Ready Math). Reading outcomes were more mixed: the overall student population declined from 69% to 68%, Hispanic students declined from 63% to 62%, Socioeconomically Disadvantaged students declined from 59% to 58%, and English Learners declined from 39% to 32% (Metric 1.7 – i-Ready Reading). These results suggest that supplemental materials and Universal Access supports are contributing positively in mathematics, but literacy and language development supports for English Learners need continued strengthening.

Action 1.11 – Library Access and Resource Services

This action has been effective in making progress toward the goal. Parent agreement that students receive the resources they need declined slightly to 97% (Metric 1.1 – Parent Survey), parent agreement that schools have access to and utilize up-to-date technology declined to 97% (Metric 1.1 – Parent Survey), and student agreement that they receive the resources they need remained unchanged at 98% (Metric 1.2 – Student Survey). These results remain exceptionally strong and suggest that library services continue to support student access to literature and supplemental resources, while also indicating an opportunity to increase family awareness of library programs and extended access opportunities.

Action 1.12 – Early Education
This action has been effective in making progress toward the goal. Districtwide reading performance declined slightly from 69% to 68% (Metric 1.7 – i-Ready Reading), while districtwide mathematics performance improved from 65% to 67% (Metric 1.8 – i-Ready Math). Although these are districtwide metrics, kindergarten students performed at especially strong levels, with 88% at or above grade level in reading and 77% at or above grade level in mathematics, both exceeding district averages. These results suggest that the full-day kindergarten program continues to provide a strong academic foundation for the district's youngest learners.

Action 1.13 – Student Transportation Services
This action has been partially effective in making progress toward the goal. Parent agreement that they are aware of the resources and support services available remained unchanged at 92% (Metric 1.1 – Parent Survey), which is positive but also the lowest among the Goal 1 parent survey items. Attendance outcomes were mixed: All Students improved from 94.17% to 95.11%, English Learners improved from 94.81% to 95.94%, and Socioeconomically Disadvantaged students improved from 93.47% to 94.16%, while Foster Youth declined from 93.70% to 90.77% (Metric 1.9 – Attendance Rate). These results suggest that transportation services are helping reduce barriers to attendance for English Learners and Socioeconomically Disadvantaged students, but transportation alone is not sufficient to address the more complex barriers affecting Foster Youth attendance.

Action 1.14 – School Supervision and Safety
This action has been effective in making progress toward the goal. Parent agreement that their child feels safe was 96% and parent agreement regarding consistent behavior expectations was 98% (Metric 1.1 – Parent Survey). Student agreement that they feel safe increased to 90% and student agreement regarding consistent behavior expectations increased to 95% (Metric 1.2 – Student Survey). Staff agreement that students feel safe increased to 96%, and staff agreement regarding commitment to consistent behavior expectations increased to 95% (Metric 1.3 – Staff Survey). These results suggest that classified supervision staff are contributing positively to school climate, safety, and the overall conditions of learning across campuses.

Action 1.15 – Comprehensive Arts Education (Visual and Performing Arts)
This action has been effective in making progress toward the goal, though the aligned survey measure functions as a broader resource and access indicator rather than a direct arts-specific measure. Parent agreement that schools have access to up-to-date technology was 97%, and parent agreement that students receive the resources they need was 97% (Metric 1.1 – Parent Survey). These results remain exceptionally strong and support continued access to learning resources, including arts programming. In addition, open-ended parent survey comments reflected appreciation for the arts program, further reinforcing the value of this action.

Action 1.16 – Student and Campus Safety

This action has been effective in making progress toward the goal. Parent agreement that their child feels safe at school was 96% (Metric 1.1 – Parent Survey), and student agreement that they feel safe at school increased to 90% (Metric 1.2 – Student Survey). These results indicate that the district safety team's continued review and enhancement of campus safety measures is positively impacting the student experience, even as ongoing communication with families remains important.

Overall, the specific actions under Goal 1 have been effective in making progress toward the goal. Strong results in access to a broad course of study, Williams basics, student resources, and safety reflect solid implementation and positive impact. At the same time, the data show the need for continued refinement in several areas, particularly staff access to needed resources, student perceptions of rigor, English Learner reading performance, and Foster Youth attendance. These findings support continuation of the current Goal 1 actions while reinforcing the need for targeted adjustments through the next cycle.

A description of any changes made to the planned goal, metrics, target outcomes, or actions for the coming year that resulted from reflections on prior practice.

As a result of ongoing reflection and analysis of prior practice, educational partner feedback, and data analysis, the Etiwanda School District has made targeted refinements to Goal 1 for the 2026–27 LCAP. Revisions were focused primarily on clarifying action language, reorganizing select actions, and strengthening alignment to current district priorities related to safety, instructional access, educational technology, and standards-aligned learning. Educational partner feedback continued to reinforce the importance of safe and welcoming campuses, clean facilities, classroom support, expanded mental health supports, highly trained staff, and strong access to instructional resources and technology, which supported the continuation and refinement of Goal 1 actions.

The state priorities linked to Goal 1 were updated to align with the metrics included in the Measuring and Reporting Results chart. Priority 3, Parent Involvement, was added because Metric 1.1 includes parent survey input related to school conditions, resources, safety, and technology access. Priority 5, Pupil Engagement, was added because Metric 1.9 includes attendance data used to monitor student access and engagement. Priority 6, School Climate, was added because the student survey includes input regarding students' feelings of safety at school. Priority 8, Other Pupil Outcomes, was added because Metrics 1.7 and 1.8 include local i-Ready reading and mathematics data used to monitor student academic outcomes connected to access to instructional resources and supports. These updates do not change the overall intent of Goal 1, but they more accurately reflect the local measures used to monitor progress and gather educational partner input.

Metric Revisions:
Revisions to Goal 1 were concentrated primarily in action language and organization, while the core measures used to monitor Conditions of Learning remain in place. The district will continue to monitor Goal 1 through parent, student, and staff survey responses, the State Standards Survey, the principal worksheet, the Williams Report, local i-Ready data, and attendance data. Survey administration will also continue to include an "Unknown" option on the Family and Staff surveys to support more accurate interpretation of positive response rates. Current survey results showing strong perceptions related to safety, access to technology, and access to instructional resources further supported continuation of these measures.

No Goal 1 metric wording revisions were made. However, the following metric-to-action alignments were updated to strengthen monitoring of revised action language:

- Metric 1.3, Staff Survey, was added to Action 1.2 to provide staff perspective from an important educational partner group regarding perceptions of student safety.
- Metric 1.2, Student Survey, was added to Action 1.3 to provide an additional student perspective on facilities cleanliness and conditions.

Action Revisions:
Several actions under Goal 1 were revised to reflect educational partners input and strengthen alignment to student needs such as:

Action 1.2 (Safe and Secure Schools): The 2026–27 LCAP will expand this action to include secure visitor check-in systems, emergency preparedness, crisis response, and inclusion of the Instructional Continuity Plan (ICP) within each site's Comprehensive School Safety Plan, along with mental health supports and bully prevention, to further strengthen safe and secure school environments. In addition, the staff survey (Metric 1.3) was added as a related metric to provide an additional perspective on the implementation and impact of this action.

Action 1.3 (Facilities, Maintenance, and Operations): The 2026–27 LCAP will refine this action to add clarity and emphasize that facility maintenance and improvements support students' reliable access to classrooms and core instruction, rather than describing facilities only as conducive to a broad course of study. In addition, the student survey (Metric 1.2) question subset was added as a related metric to provide a broader perspective and additional insight into the analysis of this action.

Action 1.5 (Highly Qualified Teachers Support): The 2026–27 LCAP will broaden this action from a focus on recruiting highly qualified teachers and supporting induction to a more comprehensive staffing approach that includes recruiting a diverse teaching staff and providing ongoing support systems, including induction for new teachers and coaching and learning opportunities for experienced educators.

Action 1.7 (Professional Development Plan): The action was refined for more clarity include support for multilingual learners and Long-Term English Learners (LTELs), strengthening the district's emphasis on inclusive practices and equitable access for all learners. Learning Recovery Emergency Block Grant (LREBG) funds will also be used to support implementation of the professional development plan.

Action 1.8 (Broad Course of Study): The action had a minor change to the language including site administrators will design a master schedule to incorporate a Universal Access time.

Action 1.9 (Instructional Technology Access and Support Services): The action was strengthened to include age-appropriate technology, artificial intelligence tools, reliable internet, and technical support to ensure students and staff develop essential digital literacy skills and use emerging technologies effectively and responsibly. There was also language regarding 1:1 Chromebooks removed as this is a fully integrated part of the educational program.

Action 1.12 (Student Transportation Services): Following the removal of the standalone full-day kindergarten action, the transportation action was renumbered and refined for clarity to specify eligible students who reside more than two miles from their school, as determined by district distance criteria, principally directed toward unduplicated pupils to reduce attendance barriers and support consistent access to school.

Action 1.13 (School Supervision and Safety): Renumbered due to the removal of the previous 1.12 action (full-day kindergarten). The action was refined to clarify that all schools receive campus support staff for student supervision to enhance safety and school climate throughout

the school day.

Action 1.14 (Comprehensive Arts Education): Renumbered due to the removal of the previous 1.12 action (full-day kindergarten). The action was refined to clarify the acronym VAPA and continues to emphasize visual, media, and performing arts instruction for all students in grades TK–8, reinforcing the district's commitment to arts access that develops creativity, critical thinking, and engagement.

Action 1.15 (Student and Campus Safety): Renumbered due to the removal of the previous 1.12 action (full-day kindergarten). The action continues to focus on ongoing review and enhancement of campus safety measures to maintain safe school environments for all students and staff.

Action 1.16 (Mathematics Curriculum Review and Implementation): A new action was added to reflect the district's ongoing process for mathematics curriculum review, adoption, and implementation, including targeted professional development for educators and ensuring access to standards-aligned instructional resources that support high-quality teaching and learning.

Action Organization:
The prior standalone Early Education action related to full-day kindergarten was removed from Goal 1 as a separate action, not because the service is ending, but because full-day kindergarten remains a stable and ongoing component of the Etiwanda School District's educational program with no anticipated programmatic changes. As a result, subsequent actions were renumbered accordingly. This refinement helps sharpen the focus of Goal 1 on districtwide conditions of learning priorities while maintaining full-day kindergarten as an established part of the district's system and culture. Overall, these revisions reflect a continued effort to clarify action language, strengthen alignment to current district priorities, and better position Goal 1 to address safety, staffing, instructional access, technology, and standards-aligned teaching and learning in the coming year.

Alignment of Resources:
The strategic use of LREBG funds in Action 1.7 and Action 1.10 to support supplemental instructional materials and professional development for teachers to strengthen targeted small-group instruction during Universal Access, including integrated and designated ELD. These resources are principally directed toward unduplicated students, while also supporting broader academic recovery and enrichment for all students.

A report of the Total Estimated Actual Expenditures for last year's actions may be found in the Annual Update Table. A report of the Estimated Actual Percentages of Improved Services for last year's actions may be found in the Contributing Actions Annual Update Table.

Actions

Action #	Title	Description	Total Funds	Contributing
1.1	Fiscal Management	District and school administrators implement and monitor responsible budgeting practices to maximize resources and support the needs of all current and future students as measured by 1.1 and 1.2.	$746,026.00	No

Action #	Title	Description	Total Funds	Contributing
1.2	Safe and Secure Schools	District and school administrators collaborate to annually update safety plans, including emergency preparedness, crisis response, secure visitor check-in systems, and mental health support and bully prevention, to ensure all students have access to safe and secure schools as measured by 1.1, 1.2, and 1.3.	$55,526.00	No
1.3	Facilities, Maintenance, and Operations	Operations and Facilities department manage facility maintenance and improvements to provide staff and students with safe, modern, and well-maintained schools that provide students with reliable access to classrooms necessary to participate in all core subjects and achieve academic success as measured by 1.2 and 1.5.	$17,881,810.00	No
1.4	Health Services	District and school health professionals including credentialed registered nurses (RN), licensed vocational nurses (LVN), and trained health clerks monitor, coordinate, and provide health services for students to maintain wellness as measured by 1.1, 1.2, and 1.3.	$4,735,275.00	No
1.5	Highly Qualified Teachers Support	District administrators develop partnerships with a range of universities and other organizations to recruit and hire a diverse staff that reflect the student body. District administrators also provide ongoing support systems, including a two-year induction program for new teachers and ongoing learning opportunities for experienced educators to promote effectiveness and retain high-quality staff as measured by 1.6.	$119,588,211.00	No
1.6	Class size and support	District administrators maintain grade level span averages in transitional kindergarten at a student-to-adult ratio of 10:1 and kindergarten through third grade at a ratio of 24:1 as measured by 1.5.	$708,749.00	No
1.7	Professional Development Plan	District administrators develop and implement a professional development plan for educators to enhance teaching strategies across core subjects	$2,849,639.00	No

Action #	Title	Description	Total Funds	Contributing
		including language arts, math, science, social studies, computer science, and arts, including supports for multilingual learners and Long-Term English Learners (LTEL) students, ensuring inclusive practices and equal access for all learners as measured by 1.1, 1.2, 1.3, and 1.6. Partially funded using LREBG funds: $800,000		
1.8	Broad Course of Study	School administrators design master schedules incorporating Universal Access time and access to a broad course of study to provide a well-rounded instructional program meeting every student's needs as measured by 1.4. A broad course of study is defined as access to English language arts, mathematics, science, history/social studies, visual/performing arts, health/nutrition, physical education, technology skills, and (intermediate school) exploratory courses.	$1,274,756.00	No
1.9	Instructional Technology Access and Support Services	District and site administrators provide access to age-appropriate technology, including artificial intelligence tools, reliable internet, and technical support to ensure all students and staff develop digital literacy skills and use emerging technologies effectively and responsibly as measured by 1.4.	$2,545,862.00	No
1.10	Supplemental Materials and Individualized Academic Supports	School administrators provide supplemental materials and supports during Universal Access time to enhance academic support and enrichment, including integrated and designated ELD instruction, to meet the academic needs of all students as measured by 1.7 and 1.8. This action is principally targeted at supporting unduplicated students (English learners, foster, and low-income youth), but it can benefit all students by improving educational outcomes and fostering an inclusive environment. Partially funded using LREBG funds: $322,809	$387,117.00	Yes

Action #	Title	Description	Total Funds	Contributing
1.11	Library Access and Resource Services	Teacher librarians and school library clerks provide access to a range of literature and supplemental resources, and provide extended library access to support the school community as measured by 1.1 and 1.2.	$2,212,895.00	No
1.12	Student Transportation Services	District administrators provide transportation services to eligible students, principally directed toward unduplicated pupils who reside more than two miles from their school, to reduce attendance barriers and support consistent access to school as measured by 1.1 and 1.9.	$3,674,857.00	Yes
1.13	School Supervision and Safety	District administrators provide all schools with campus support staff for student supervision to enhance safety and school climate throughout the school day as measured by metrics 1.1, 1.2, and 1.3.	$2,358,972.00	No
1.14	Comprehensive Arts Education (Visual and Performing Arts)	Visual and Performing Arts (VAPA) teachers provide instruction in visual, media, and performing arts to all students in grades TK-8, ensuring access to arts education that develops creativity, critical thinking, and engagement as measured by 1.1.	$2,065,181.00	No
1.15	Student and Campus Safety	The district safety team continually reviews and enhances campus measures to maintain safe school environments for all students and staff as measured by metrics 1.1 and 1.2.	$99,422.00	No
1.16	Mathematics Curriculum and Instructional Support	District instruction staff and pilot teachers facilitate an ongoing process for mathematics curriculum review, adoption, and implementation, provide targeted professional development for educators, and ensure all students have access to standards-aligned instructional resources that support high-quality teaching and learning.	$484,408.00	No

Goals and Actions

Goal

Goal #	Description	Type of Goal
2	Pupil Outcomes: Prepare students for success in high school, college, and career, and eliminate disparities in achievement between student groups.	Broad Goal

State Priorities addressed by this goal.

Priority 4: Pupil Achievement (Pupil Outcomes)
Priority 8: Other Pupil Outcomes (Pupil Outcomes)

An explanation of why the LEA has developed this goal.

Etiwanda School District developed this goal to sustain strong academic outcomes while continuing to address disparities among student groups through equitable access to rigorous, engaging, and responsive instruction. The district's overall academic performance remains a significant strength, and this goal reflects the commitment to ensuring that all students, not just the highest-performing groups, are prepared for long-term success. Grounded in State Priorities 4 and 8, this goal focuses on maintaining high expectations, strengthening instructional practices, and providing targeted supports so that each student has access to the learning experiences necessary to achieve at high levels.

Current data continue to reinforce both the strengths that support this goal and the need to refine efforts for specific student groups. On the 2025 California School Dashboard, the district reached blue status in English Language Arts at 45.8 points above standard and maintained green status in mathematics at 24.5 points above standard. In ELA, nine of twelve student groups achieved green or blue status, and in mathematics, eight of twelve student groups achieved green or blue status. At the same time, the data show that some groups continue to require additional support, particularly Long-Term English Learners and Students with Disabilities, who remain in the yellow to orange performance levels in English Language Arts and/or mathematics. These outcomes reinforce the importance of continuing a goal that is not only focused on maintaining high districtwide achievement, but also on closing persistent gaps in performance.

Local academic data further supports the development of this goal. On the 2025–2026 spring i-Ready diagnostic, 68% of students were at or above grade level in reading and 67% were at or above grade level in mathematics. While these results reflect continued strong overall performance, subgroup data show the ongoing need for targeted supports, particularly for English Learners in reading and for student groups performing below district averages. This goal was therefore developed to ensure that systems such as diagnostic assessment, collaboration, Universal Access, extended learning, foundational skills instruction, and differentiated support remain in place to respond to student need in a timely and strategic way.

The district's English Learner data also reinforces the importance of this goal. The 2025 Dashboard shows that 66.5% of English Learners are making progress toward English language proficiency, an increase from 54.8% in the prior year, while local program data continues to show strong outcomes for students who reclassify. At the same time, the district remains focused on preventing long-term English learner status and strengthening supports for multilingual learners through integrated and designated ELD, collaboration, progress monitoring, and

professional learning for educators. These results support the continued need for a goal that intentionally addresses both academic achievement and language development as connected components of student success.

Educational partner feedback also helped shape and affirm the need for this goal. Survey and community forum input highlighted strong appreciation for personalized small-group instruction, early intervention, after-school tutoring and enrichment, consistent academic expectations, student data discussions, and engaging, hands-on learning experiences. Families also emphasized the importance of balanced instructional practices that include both purposeful technology use and meaningful hands-on learning. This feedback reinforced the district's decision to continue actions related to teacher collaboration, diagnostic systems, Universal Access, extended learning opportunities, foundational literacy and mathematics skills, support for English Learners and Foster Youth, and intentional lesson design that promotes both rigor and engagement.

Ultimately, this goal was developed because maintaining high achievement alone is not enough; the district must also ensure that success is experienced more equitably across student groups. By continuing to invest in data-informed instruction, targeted intervention, collaborative planning, language development, and rigorous learning opportunities, Etiwanda strengthens its ability to prepare all students for the next grade level, high school, and future college and career pathways.

Measuring and Reporting Results

Metric #	Metric	Baseline	Year 1 Outcome	Year 2 Outcome	Target for Year 3 Outcome	Current Difference from Baseline
2.1	CA School Dashboard English Language Arts Indicator 5 x 5 Grid Color	2023 CA School Dashboard- English Language Arts All Students Color Gauge - Green 39.1 points above standard Student Group Color Gauges - Blue: Filipino, Two or More Races Green: Asian, English Learners, Hispanic, Socioeconomically Disadvantaged, White	2024 CA School Dashboard- English Language Arts All Students Color Gauge - Green 41.5 points above standard Student Group Color Gauges - Blue: Filipino, Two or More Races, and White Green: Asian, English Learners, Hispanic, and	2025 CA School Dashboard- English Language Arts All Students Color Gauge - Blue 45.8 points above standard Student Group Color Gauges - Blue: Asian, Homeless, Filipino, White, and Two or More Races Green: English Learner,	All Students Color Gauge - Green or Blue 45 or more points above standard Student Group Color Gauges - Maintain Blue: Asian, Two or More Races Maintain Green or Increase to Blue: Asian English Learners, Hispanic, Socioeconomically	All Students Color Gauge - Blue +6.7 points above standard Student Group Color Gauges - Blue: Asian (-6 points), Filipino (+4.9 points), Homeless (+17 points), Two or More Races (+3.5 points), and White (+6.6 points) Green: African American (+6.2

Metric #	Metric	Baseline	Year 1 Outcome	Year 2 Outcome	Target for Year 3 Outcome	Current Difference from Baseline
		Yellow: African American, Homeless Orange: Foster Youth, Students with Disabilities Red: No Student Groups	Socioeconomically Disadvantaged Yellow: African American, Foster Youth, and Homeless Orange: Long-Term English Learners and Students with Disabilities Red: No Student Groups	Socioeconomically Disadvantaged, African American, and Hispanic Yellow: Foster Youth Orange: Long-Term English Learners and Students with Disabilities Red: No Student Groups	Disadvantaged Increase to Green: African American, Homeless, Foster Youth, and Students with Disabilities	points), English Learners (+6.8 points), Hispanic (+7.9 points), and Socioeconomically Disadvantaged (+0.5 points), Yellow: Foster Youth (+30.3 points) Orange: Long-Term English Learners (-12.8 points) and Students with Disabilities (-1.1 points) Student groups in Red No Student Groups
2.2	CA School Dashboard Mathematics Indicator 5 x 5 Grid Color	2023 CA School Dashboard All Students Color Gauge - Green 16.8 points above standard Student Group Color Gauges - Blue: Asian, Filipino	2024 CA School Dashboard All Students Color Gauge - Green 20.9 points above standard Student Group Color Gauges - Blue: Asian, Filipino, and White	2025 CA School Dashboard All Students Color Gauge - Blue 24.5 points above standard Student Group Color Gauges - Blue: Asian, Filipino, and White	All Students Color Gauge - Green or Blue Improve to all students 23 points above standard Student Group Color Gauges - Maintain Blue: Asian and Filipino	All Students Color Gauge - Green +7.7 points above standard Student Group Color Gauges - Blue: Asian (-3.8 points), Filipino (+12.6 points), and White (+5.1 points)

Metric #	Metric	Baseline	Year 1 Outcome	Year 2 Outcome	Target for Year 3 Outcome	Current Difference from Baseline
		Green: English Learners, Hispanic, Two or More Races, Socioeconomically Disadvantaged, White Yellow: Homeless Orange: African American, Foster Youth, Students with Disabilities Red: No Student Groups	Green: English Learners and Two or More Races Yellow: Foster Youth, Hispanic, Homeless, and Socioeconomically Disadvantaged Orange: African American, Long-Term English Learners, and Students with Disabilities Red: No Student Groups	Green: English Learners, Homeless, African American, Hispanic, and Two or More Races Yellow: Foster Youth, Long-Term English Learner, and Socioeconomically Disadvantaged Orange: Students with Disabilities Red: No Student Groups	Maintain Green or Increase to Blue: English Learners, Hispanic, Two or More Races, Socioeconomically Disadvantaged, White Increase to Green: African American, Homeless, Foster Youth, and Students with Disabilities Red: No Student Groups	Green: African American (+12.2 points), English Learners (+7.3 points), Hispanic (+5.6 points), Homeless (+9.7 points), and Two or More Races (+3.5 points) Yellow: Foster Youth (+52.9 points), Long-Term English Learners (+7.8 points), and Socioeconomically Disadvantaged (+0.9 points) Orange: Students with Disabilities (-2.5 points) Student groups in Red: No Student Groups
2.3	CA School Dashboard English Learner Progress Indicator (ELPI)- Student Percentages	2023 CA School Dashboard English Learner Progress Indicator 58.8% making progress toward English language proficiency	2024 CA School Dashboard English Learner Progress Indicator 54.8% making progress toward English language proficiency	2025 CA School Dashboard English Learner Progress Indicator 66.5% making progress toward English language proficiency	The CA Dashboard English Learner Progress Indicator 63% making progress toward English language proficiency	7.7% increase in making progress toward English language proficiency The CA Dashboard EL Acquisition

Metric #	Metric	Baseline	Year 1 Outcome	Year 2 Outcome	Target for Year 3 Outcome	Current Difference from Baseline
		The CA Dashboard EL Acquisition Breakdown by level: 55.6% of ELs who progressed at least one ELPI Level 3.3% of ELs who maintained ELPI level 4 25.4% of ELs who maintained ELPI Levels 1, 2L, 2H, 3L, 3H 15.6% of ELs who decreased at least one ELPI level	The CA Dashboard EL Acquisition Breakdown by level: 52.8% of ELs who progressed at least one ELPI Level 2.5% of ELs who maintained ELPI level 4 27.4% of ELs who maintained ELPI Levels 1, 2L, 2H, 3L, 3H 17.3% of ELs who decreased at least one ELPI level	The CA Dashboard EL Acquisition Breakdown by level: 64.8% of ELs who progressed at least one ELPI Level 1.9% of ELs who maintained ELPI level 4 25.4% of ELs who maintained ELPI Levels 1, 2L, 2H, 3L, 3H 7.9% of ELs who decreased at least one ELPI level	The CA Dashboard EL Acquisition Breakdown by level: 65% of ELs who progressed at least one ELPI Level 2.6% of ELs who maintained ELPI level 4 25% of ELs who maintained ELPI Levels 1, 2L, 2H, 3L, 3H 12.3% of ELs who decreased at least one ELPI level	Breakdown by level: 9.2% increase in ELs who progressed at least one ELPI Level 1.4% drop in ELs who maintained ELPI level 4 No change in ELs who maintained ELPI Levels 1, 2L, 2H, 3L, 3H 7.7% drop in ELs who decreased at least one ELPI level
2.4	CA School Dashboard English Language Arts Indicator- Distance From Standard (DFS)	2023 CA School Dashboard Overall Student Population - 39.1 points above standard African American Student Group - 3.6 points above standard Asian Student Group - 88.2 points above standard	2024 CA School Dashboard Overall Student Population - 41.5 points above standard African American Student Group - 4.8 points above standard	2025 CA School Dashboard Overall Student Population - 45.8 points above standard African American Student Group - 9.8 points above standard	Overall Student Population - 42 points above standard or higher African American Student Group - 10 points above standard or higher Asian Student Group - 90 points above standard or higher	Overall Student Population +6.7 points above standard African American Student Group +6.2 points above standard Asian Student Group -6 points above standard

Metric #	Metric	Baseline	Year 1 Outcome	Year 2 Outcome	Target for Year 3 Outcome	Current Difference from Baseline
		English Learners -18.1 points above standard Filipino Student Group - 87.4 points above standard Foster Youth - 61.6 points below standard Hispanic Student Group - 17.7 points above standard Homeless Student Group - 5.6 points above standard Long Term EL Group - 48.8 below standard (Added 2024) Socioeconomically Disadvantaged (SED) Student Group - 15.1 points above standard Students with Disabilities (SWD) - 43.6 points below standard Two or More Races Student Group - 50.2 points above standard	Asian Student Group - 82.5 points above standard English Learners - 17.5 points above standard Filipino Student Group - 94.4 points above standard Foster Youth - 37.1 points below standard Hispanic Student Group - 20.7 points above standard Homeless Student Group - 6.3 points above standard Long Term EL Group - 48.8 below standard Socioeconomically Disadvantaged (SED) Student Group - 14.3 points above standard	Asian Student Group - 82.2 points above standard English Learners - 24.9 points above standard Filipino Student Group - 92.3 points above standard Foster Youth - 31.3 points below standard Hispanic Student Group - 25.6 points above standard Homeless Student Group - 22.6 points above standard Long Term EL Group - 55.3 below standard Socioeconomically Disadvantaged (SED) Student Group - 15.6	English Learners - 27.1 points above standard or higher Filipino Student Group - 88 points above standard or higher Foster Youth - 10 points below standard or higher Hispanic Student Group - 26.8 points above standard or higher Homeless Student Group - 10 points above standard or higher Long Term EL Group - 30 below standard Socioeconomically Disadvantaged (SED) Student Group - 20 points above standard Students with Disabilities (SWD)	English Learners +6.8 points above standard Filipino Student Group +4.9 points above standard Foster Youth +30.3 points below standard Hispanic Student Group +7.9 points above standard Homeless Student Group +17 points above standard Long Term EL Group - Since 2024 (two year comparison) -6.5 points Socioeconomically Disadvantaged (SED) Student Group +0.5 points above standard Students with Disabilities (SWD) +1.1 points below standard

Metric #	Metric	Baseline	Year 1 Outcome	Year 2 Outcome	Target for Year 3 Outcome	Current Difference from Baseline
		White Student Group - 51.2 points above School sites with red indicators: West Heritage - SWD - 110.6 points below standard	Students with Disabilities (SWD) - 41.3 points below standard Two or More Races Student Group - 50.1 points above standard White Student Group - 54.6 points above School sites with red indicators: Heritage Intermediate - Students with Disabilities - 72.2 points below standard	points above standard Students with Disabilities (SWD) - 42.5 points below standard Two or More Races Student Group - 53.7 points above standard White Student Group - 57.8 points above School sites with red indicators: West Heritage - SWD - 33.9 points below standard	- 10 points below standard Two or More Races Student Group - 51 points above standard White Student Group - 55 points above School sites with red indicators: West Heritage - SWD - 5 points below standard	Two or More Races Student Group +3.5 points above standard White Student Group +6.6 points above
2.5	CA School Dashboard Mathematics Indicator-Distance From Standard (DFS)	2023 CA School Dashboard State assessments were administered in the spring of 2023. Overall Student Population - 16.8 points above standard	2024 CA School Dashboard State assessments were administered in the spring of 2024. Overall Student Population - 20.9 points above standard	2025 CA School Dashboard Overall Student Population - 24.5 points above standard African American Student Group - 23.5 points below standard	Overall Student Population - 22 points above standard or higher African American Student Group - 25 points below standard or higher Asian Student Group - 88.6	Overall Student Population +7.7 points African American Student Group +12.2 points Asian Student Group -3.8 points

Metric #	Metric	Baseline	Year 1 Outcome	Year 2 Outcome	Target for Year 3 Outcome	Current Difference from Baseline
		African American Student Group - 35.7 points below standard Asian Student Group - 88.6 points above standard English Learners - 17.1 points above standard Filipino Student Group - 62.4 points above standard Foster Youth - 92 points below standard Hispanic Student Group - 9.5 points below standard Homeless Student Group - 21.2 points below standard Long Term EL Group - 93 points below standard (added 2024) Socioeconomically Disadvantaged (SED) Student Group - 7.7 points below standard Students with Disabilities (SWD) -	African American Student Group - 34.9 points below standard Asian Student Group - 87.2 points above standard English Learners - 17 points above standard Filipino Student Group - 76.2 points above standard Foster Youth - 65.3 points below standard Hispanic Student Group - 6.9 points below standard Homeless Student Group - 18.9 points below standard Long Term EL Group - 93 points below standard	Asian Student Group - 84.8 points above standard English Learners - 24.4 points above standard Filipino Student Group - 75 points above standard Foster Youth - 39.1 points below standard Hispanic Student Group - 3.9 points below standard Homeless Student Group - 11.5 points below standard Long Term EL Group - 85.2 points below standard Socioeconomically Disadvantaged (SED) Student Group - 6.9 points below standard	points above standard or higher English Learners - 24 points above standard or higher Filipino Student Group - 75 points above standard or higher Foster Youth - 45.8 points below standard or higher Hispanic Student Group - .5 points above standard or higher Homeless Student Group - 12.2 points below standard or higher Long Term EL Group - 70 points below standard Socioeconomically Disadvantaged (SED) Student Group - 0 points below standard or higher	English Learners +7.3 points Filipino Student Group +12.6 points Foster Youth +52.9 points Hispanic Student Group +5.6 points Homeless Student Group +9.7 points Long Term EL Group - Not Applicable Socioeconomically Disadvantaged (SED) Student Group +0.8 points Students with Disabilities (SWD) -2.5 points Two or More Races Student Group +3.5 points White Student Group +5.1 points

Metric #	Metric	Baseline	Year 1 Outcome	Year 2 Outcome	Target for Year 3 Outcome	Current Difference from Baseline
		60.3 points below standard Two or More Races Student Group - 23.4 points above standard White Student Group - 30.8 points above standard School sites with red indicators: West Heritage - SWD - 107.6 points below standard Heritage Intermediate - SWD - 112.4 points below standard	Socioeconomically Disadvantaged (SED) Student Group - 8.4 points below standard Students with Disabilities (SWD) - 59.8 points below standard Two or More Races Student Group - 26.8 points above standard White Student Group - 36.2 points above standard School sites with red indicators: Etiwanda Intermediate - Student with Disabilities- 37.8 points below standard Heritage Intermediate - Student with Disabilities- 119 points below standard	Students with Disabilities (SWD) - 62.8 points below standard Two or More Races Student Group - 26.9 points above standard White Student Group - 35.9 points above standard School sites with red indicators: West Heritage - SWD - 39.4 points below standard Heritage Intermediate - SWD - 120 points below standard	Students with Disabilities (SWD) - 30 points below standard or higher Two or More Races Student Group - 31.2 points above standard or higher White Student Group - 33.6 points above standard or higher School sites with red indicators: West Heritage - SWD - 25 points below standard Heritage Intermediate - SWD -25 points below standard	School sites with red indicators: West Heritage - Student with Disabilities- +68.2 points Heritage Intermediate - Student with Disabilities- -7.6 points

Metric #	Metric	Baseline	Year 1 Outcome	Year 2 Outcome	Target for Year 3 Outcome	Current Difference from Baseline
2.6	Local Data- i-Ready Diagnostic Reading Assessment Spring Administration (Percent At or Above Grade Level)	2023-2024 School Year Overall Student Population: 69% at or above grade level Hispanic Student Group: 63% at or above grade level Black/African American Student Group: 58% at or above grade level English Learners: 39% at or above grade level Socioeconomically Disadvantaged Student Group: 59% at or above grade level	2024-2025 School Year Overall Student Population 69% at or above grade level Hispanic Student Group 63% at or above grade level Black/African American Student Group 58% at or above grade level English Learners 38% at or above grade level Socioeconomically Disadvantaged Student Group 60% at or above grade level	2025-2026 School Year Overall Student Population 68% at or above grade level Hispanic Student Group 62% at or above grade level Black/African American Student Group 58% at or above grade level English Learners 32% at or above grade level Socioeconomically Disadvantaged Student Group 58% at or above grade level	Overall Student Population 70% at or above grade level Hispanic Student Group 66% at or above grade level Black/African American Student Group 60% at or above grade level English Learners 42% at or above grade level Socioeconomically Disadvantaged Student Group 62% at or above grade level	Overall Student Population 1% decline at or above grade level Hispanic Student Group 1% decline at or above grade level Black/African American Student Group No Change- at or above grade level English Learners 6% decline at or above grade level Socioeconomically Disadvantaged Student Group 1% decline at or above grade level
2.7	Local Data- i-Ready Diagnostic Mathematics Assessment Spring Administration (Percent At or Above Grade Level)	2023-2024 School Year Overall Student Population: 66% at or above grade level Hispanic Student Group: 57% at or above grade level	2024-2025 School Year Overall Student Population 66% at or above grade level	2025-2026 School Year Overall Student Population 67% at or above grade level	Overall Student Population 67% at or above grade level Hispanic Student Group 60% at or above grade level	Overall Student Population +1% at or above grade level Hispanic Student Group +1% at or above grade level

Metric #	Metric	Baseline	Year 1 Outcome	Year 2 Outcome	Target for Year 3 Outcome	Current Difference from Baseline
		Black/African American Student Group: 48% at or above grade level English Learners: 47% at or above grade level Socioeconomically Disadvantaged Student Group: 56% at or above grade level	Hispanic Student Group 57% at or above grade level Black/African American Student Group 51% at or above grade level English Learners 48% at or above grade level Socioeconomically Disadvantaged Student Group 57% at or above grade level	Hispanic Student Group 58% at or above grade level Black/African American Student Group 50% at or above grade level English Learners 50% at or above grade level Socioeconomically Disadvantaged Student Group 56% at or above grade level	Black/African American Student Group 52% at or above grade level English Learners 51% at or above grade level Socioeconomically Disadvantaged Student Group 60% at or above grade level	Black/African American Student Group +2% at or above grade level English Learners +3% at or above grade level Socioeconomically Disadvantaged Student Group No Change- at or above grade level
2.8	Annual District Created Parent LCAP Survey (Percent of Positive Responses on Subset of questions)	2023-2024 School Year 92% Agree- My child's school addresses the academic needs of advanced learners during the school day.	2024-2025 School Year 91% Agree- My child's school addresses the academic needs of advanced learners during the school day.	2025-2026 School Year 92% Agree- My child's school addresses the academic needs of advanced learners during the school day.	92% Agree- My child's school addresses the academic needs of advanced learners during the school day.	No Change in Agree- My child's school addresses the academic needs of advanced learners during the school day.
2.9	Annual District Created Staff LCAP Survey (Percent of Positive Responses on Subset of questions)	2023-2024 School Year 99% Agree- Teachers at my school use assessments to understand and	2024-2025 School Year 98% Agree- Teachers at my school use assessments to	2025-2026 School Year 99% Agree- Teachers at my school use assessments to	99% Agree- Teachers at my school use assessments to understand and respond to	No Change in Agree- Teachers at my school use assessments to understand and respond to

Metric #	Metric	Baseline	Year 1 Outcome	Year 2 Outcome	Target for Year 3 Outcome	Current Difference from Baseline
		respond to students' academic needs. 97% Agree- Teachers at my school collaborate on student needs and meeting the range of learners. 94% Agree- Instruction during UA time is substantively different for each leveled group. 90% Agree- Teachers regularly include hands-on science activities in lessons. 92% Agree- Teachers address the academic needs of advanced learners during the school day.	understand and respond to students' academic needs. 96% Agree- Teachers at my school collaborate on student needs and meeting the range of learners. 93% Agree- Instruction during UA time is substantively different for each leveled group. 86% Agree- Teachers regularly include hands-on science activities in lessons. 91% Agree- Teachers address the academic needs of advanced learners during the school day.	understand and respond to students' academic needs. 96% Agree- Teachers at my school collaborate on student needs and meeting the range of learners. 95% Agree- Instruction during UA time is substantively different for each leveled group. 99% Agree- Question,"Teachers regularly include hands-on science activities in lessons" was replaced with, "Teachers regularly use district adopted curriculum to ensure alignment with standards and instruction" on the 2025 Staff Survey. 92% Agree- Teachers address	students' academic needs. 97% Agree- Teachers at my school collaborate on student needs and meeting the range of learners. 94% Agree- Instruction during UA time is substantively different for each leveled group. 90% Agree- Teachers regularly include hands-on science activities in lessons. Question,"Teachers regularly include hands-on science activities in lessons" was replaced with, "Teachers regularly use district adopted curriculum to ensure alignment with standards and instruction" on the 2025 Staff Survey.	students' academic needs. No change in Agree- Teachers at my school collaborate on student needs and meeting the range of learners. No change in Agree- Instruction during UA time is substantively different for each leveled group. No Change in Agree- Question,"Teachers regularly include hands-on science activities in lessons" was replaced with, "Teachers regularly use district adopted curriculum to ensure alignment with standards and instruction" on the 2025 Staff Survey. No change in Agree- Teachers

Metric #	Metric	Baseline	Year 1 Outcome	Year 2 Outcome	Target for Year 3 Outcome	Current Difference from Baseline
				the academic needs of advanced learners during the school day.	92% Agree- Teachers address the academic needs of advanced learners during the school day.	address the academic needs of advanced learners during the school day.
2.10	Annual district rate of multilingual learners attaining English proficiency (Reclassification Percentage) SIS/Ellevation Report	2022-2023 District Reclassification Rate English learner students reclassified as Fluent English Proficient (RFEP) 23%	2023-2024 District Reclassification Rate English learner students reclassified as Fluent English Proficient (RFEP) 22.5%	2024-2025 District Reclassification Rate English learner students reclassified as Fluent English Proficient (RFEP) 20.8%	District reclassification rate of 25%	2.2% drop in English learner students reclassified as Fluent English Proficient (RFEP)

Goal Analysis [2025-26]

An analysis of how this goal was carried out in the previous year.
A description of overall implementation, including any substantive differences in planned actions and actual implementation of these actions, and any relevant challenges and successes experienced with implementation.

During the 2025–26 school year, the Etiwanda School District fully implemented all 14 actions under Goal 2 as planned, with no substantive differences between the planned actions and actual implementation. Actions 2.1 through 2.14 were each carried out as described in the adopted LCAP, and the district experienced no significant challenges during the implementation process. Successes across all actions are reflected in the associated metrics, and educational partner feedback affirmed the district's continued commitment to preparing students for success in high school, college, and career while working to eliminate disparities in achievement between student groups.

Action 2.1 (Diagnostic Assessments and Personalized Learning) was fully implemented, with i-Ready assessments administered to all students during the three scheduled windows throughout the year. This data was used to drive data-driven instruction and to communicate to parents their child's performance level in reading and math. Action 2.2 (Universal Screening) marked the first year of implementation of the Reading Difficulties Risk Screener, which was a notable success in helping all teachers in grades K–2 further identify students' reading needs early. Action 2.3 (Data Driven Program Implementation) was supported through regular grade level and staff meetings where teams discussed individual student needs to inform targeted instruction and support.

Action 2.4 (Team Collaboration) provided structured time for general and special education teachers to collaborate, plan backwards from assessments, and develop differentiated instruction. Action 2.5 (Intentional Planning and Lesson Design) was validated through survey

results that reflected positively on teachers' efforts to implement more hands-on lessons, balancing computer-based tools with engaging, rigorous strategies.

Action 2.6 (Professional Development for EL and LTEL Support) included professional development for both teachers and paraprofessionals supporting English Learner students. Action 2.7 (Universal Access) was consistently implemented across all schools, with each site focusing on meeting the wide spectrum of abilities in their classrooms by providing supportive lessons as well as enrichment for students who have reached mastery.

Action 2.8 (Support for Multilingual Students) ensured that each newcomer and/or Level 1 student received a device to support access to the curriculum. While the reduction in Title III funding required some adjustments in staffing, the district successfully navigated these changes to ensure the action was fully implemented. Action 2.9 (Collaborative Support Systems) highlighted the essential role of a comprehensive support team, including Student Success Coaches, School Counselors, Student Service Assistants, and Academic Advisors in supporting students not only academically but also socially and emotionally through a multi-tiered system of supports.

Action 2.10 (Extended Day Programs) provided extended-day intervention and enrichment opportunities for students, with equitable access prioritized for unduplicated students including Foster Youth. Action 2.11 (Extended School Year) ensured that all students who require ESY had the opportunity to participate according to their Individualized Education Program. Action 2.12 (Foundational Skills for Literacy and Math) was strengthened through defined instructional blocks for foundational skills and math number sense that were implemented consistently across the district.

Action 2.13 (Cultural and Linguistic Professional Development) continued to build educator capacity through an integrated initiative called "Thriving Classrooms," which combined culturally responsive teaching, high levels of engagement using Kagan strategies, and components of PBIS to recognize positive behaviors. This cohesive approach to professional development reflects the district's commitment to affirming students' cultural and linguistic identities while strengthening academic and social skills. Action 2.14 (Foster Youth Supports) was fully implemented through the Director of Pupil Services' oversight of the Foster Youth Support program, including the check-in process to provide targeted academic, social-emotional, and behavioral support.

Overall, the full and consistent implementation of all Goal 2 actions reflects the district's sustained dedication to academic excellence, equity, and data-driven decision-making. The successes experienced across all actions, from the first-year implementation of the Reading Difficulties Risk Screener to the integrated "Thriving Classrooms" professional development initiative, demonstrate the district's ongoing commitment to ensuring all students are prepared for future success.

An explanation of material differences between Budgeted Expenditures and Estimated Actual Expenditures and/or Planned Percentages of Improved Services and Estimated Actual Percentages of Improved Services.

For Goal 2, a review between Budgeted Expenditures and Estimated Actual Expenditures for each action revealed Goal 2 did not have any material differences between Budgeted Expenditures and Estimated Actual Expenditures.

Several Goal 2 actions reflected some variances, including actions related to diagnostic assessments, universal screening, data-driven program implementation, professional development for English Learners and Long-Term English Learners, Universal Access, and extended

school year services. These differences were primarily associated with normal fluctuations in assessment costs, staffing and collaboration time, professional development expenses, instructional support services, program participation, and the timing of expenditures. The variances did not result in substantive changes to implementation or service delivery.

Goal 2 actions were implemented as planned, and the district continued to provide diagnostic assessments, universal screening systems, data-driven collaboration, Universal Access, English Learner and Long-Term English Learner supports, extended-day programs, extended school year services, foundational literacy and math supports, and targeted support for Foster Youth. In addition, the contributing actions within Goal 2 did not reflect material differences in increased or improved services. Services principally directed toward unduplicated pupils, including academic supports, multilingual learner supports, extended-day opportunities, collaborative support systems, and Foster Youth supports, were maintained as planned.

A description of the effectiveness or ineffectiveness of the specific actions to date in making progress toward the goal.

The implementation of Goal 2 actions has been largely effective in making progress toward the goal of preparing students for success in high school, college, and career while working to eliminate disparities in achievement between student groups. All of the 14 Actions in Goal 2 actions were fully implemented as planned by year's end, with no substantive differences between planned and actual implementation, while the mid-year update provides additional context that several instructional actions were still ongoing or partially implemented at that point in the year due to timing and program delivery windows. Overall, districtwide academic performance remains strong, with students performing 45.8 points above standard in English Language Arts and 24.5 points above standard in mathematics on the 2025 California School Dashboard. In addition, the district's English Learner Progress Indicator improved to 66.5%, and educational partner feedback continued to affirm the value of personalized support, early intervention, tutoring, enrichment, and student data discussions. These results suggest that Goal 2 actions are contributing positively to student outcomes overall, while also signaling that some student groups continue to require more targeted support.

Action 2.1 – Diagnostic Assessments and Personalized Learning
This action has been effective in making progress toward the goal. The district administered i-Ready assessments during all three scheduled windows and used the results to support data-driven instruction and communicate student performance in reading and mathematics to families. Local data reflected continued strong performance, with 68% of students at or above grade level in reading and 67% at or above grade level in mathematics on the 2025–26 spring diagnostic.

On Metric 2.6 (i-Ready Reading – Spring), Current Difference from Baseline:
- Overall Student Population: -1% (from 69% to 68%)
- Hispanic Student Group: -1% (from 63% to 62%)
- Black/African American Student Group: No change (holding at 58%)
- English Learners (EL): -7% (from 39% to 32%)
- Socioeconomically Disadvantaged (SED): -1% (from 59% to 58%)

On Metric 2.7 (i-Ready Math – Spring), Current Difference from Baseline:
- Overall Student Population: +1% (from 66% to 67%)
- Hispanic Student Group: +1% (from 57% to 58%)

- Black/African American Student Group: +2% (from 48% to 50%)
- English Learners (EL): +3% (from 47% to 50%)
- Socioeconomically Disadvantaged (SED): No change (from 56% to 56%)

Math results are encouraging, with positive gains for English Learners (+3%), Black/African American students (+2%), and the overall population (+1%). However, data-to-instruction cycle for reading may need to be strengthened for EL students. SED students showed a slight decline in reading (-1%) and no change in math, indicating a need for continued refinement of personalized learning supports for this group. These results indicate that regular diagnostic assessment continues to provide educators with timely information to identify student needs and adjust instruction accordingly.

Action 2.2 – Universal Screening
This action has been effective in making progress toward the goal. On Metric 2.8, parent agreement that their child's school addresses the academic needs of advanced learners showed no change from baseline (holding at 92%). While 92% is a strong positive response rate, it is the lowest among the parent survey items in Goal 2, suggesting continued opportunity to strengthen family awareness of how screening data is used to support both intervention and enrichment. On Metric 2.9, staff agreement that teachers use assessments to understand and respond to students' academic needs showed no change from baseline (holding at 99%), and staff agreement that teachers address the academic needs of advanced learners also showed no change (holding at 92%). Staff agreement that instruction during UA time is substantively different for each leveled group increased by +1% from baseline (from 94% to 95%). The revised survey item regarding use of district-adopted curriculum showed 99% agreement, reflecting strong alignment with standards-based instruction. These results suggest that universal screening systems, including the K–2 Reading Difficulties Risk Screener and grade 3 Cognitive Abilities Assessment, are effectively supporting data-informed instructional practices across the district.

Action 2.3 – Data Driven Program Implementation
This action has been effective in making progress toward the goal. The district reported that regular grade-level and staff meetings were used to analyze student needs and inform targeted instructional support. The annual update also notes that 96% of staff agreed teacher collaboration is evident when addressing student needs. In addition, districtwide academic performance remained strong overall on the 2025 Dashboard, suggesting that systems for data collection, analysis, and instructional response are supporting improved outcomes. On Metric 2.4 (CA Dashboard ELA – Distance From Standard), Current Difference from Baseline:

- Overall Student Population: +6.7 points (from 39.1 to 45.8 above standard)
- English Learners (EL): +6.8 points (from 18.1 to 24.9 above standard)
- Foster Youth (FY): +30.3 points (from -61.6 to -31.3 below standard)
- Socioeconomically Disadvantaged (SED): +0.5 points (from 15.1 to 15.6 above standard)
- African American: +6.2 points (from 3.6 to 9.8 above standard)
- Hispanic: +7.9 points (from 17.7 to 25.6 above standard)
- Students with Disabilities: +1.1 points (from -43.6 to -42.5 below standard)
- Long-Term English Learners: -6.5 points (from -48.8 to -55.3 below standard)

On Metric 2.5 (CA Dashboard Math – Distance From Standard), Current Difference from Baseline:

- Overall Student Population: +7.7 points (from 16.8 to 24.5 above standard)
- English Learners (EL): +7.3 points (from 17.1 to 24.4 above standard)

- Foster Youth (FY): +52.9 points (from -92.0 to -39.1 below standard)
- Socioeconomically Disadvantaged (SED): +0.8 points (from -7.7 to -6.9 below standard)
- African American: +12.2 points (from -35.7 to -23.5 below standard)
- Hispanic: +5.6 points (from -9.5 to -3.9 below standard)
- Students with Disabilities: -2.5 points (from -60.3 to -62.8 below standard)
- Long-Term English Learners: +7.8 points (from -93.0 to -85.2 below standard)

On Metric 2.9, staff agreement that teachers collaborate on student needs and meeting the range of learners declined by 1% from baseline (from 97% to 96%), though 96% remains an exceptionally strong positive response rate reflecting widespread collaborative practice.

The data reflects broad and meaningful academic growth across nearly all student groups in both ELA and Math. Foster Youth showed the most significant gains, improving by +30.3 points in ELA and +52.9 points in Math from baseline, though they remain below standard in both subjects. English Learners also showed strong growth in both ELA (+6.8 points) and Math (+7.3 points). SED students showed modest gains in both subjects (+0.5 in ELA, +0.8 in Math), indicating that while progress is being made, this group may benefit from more intensive data-driven supports. The decline for Long-Term English Learners in ELA (-6.5 points) and the decline for Students with Disabilities in Math (-2.5 points) are areas that warrant continued attention through collaborative data analysis and targeted program implementation.

Action 2.4 – Team Collaboration
This action has been effective in making progress toward the goal. On Metric 2.4 (CA School Dashboard English Language Arts Indicator – Distance From Standard), the Overall Student Population improved by +6.7 points from baseline, with notable gains for African American students (+6.2), English Learners (+6.8), Hispanic students (+7.9), Foster Youth (+30.3), Homeless students (+17.0), and White students (+6.6). On Metric 2.5 (CA School Dashboard Mathematics Indicator – Distance From Standard), the Overall Student Population improved by +7.7 points, with strong gains for African American students (+12.2), English Learners (+7.3), Filipino students (+12.6), Foster Youth (+52.9), Hispanic students (+5.6), and Homeless students (+9.7). On Metric 2.9 (Staff Survey), staff agreement that teachers collaborate on student needs declined slightly from 97% to 96%, while staff agreement that instruction during Universal Access is substantively different for each leveled group increased from 94% to 95%. These results suggest that structured collaboration time, including backwards planning from assessments and differentiated instructional design, is contributing to meaningful academic growth across student groups. Areas for continued focus include Long-Term English Learners in English Language Arts and Students with Disabilities in mathematics.

Action 2.5 – Intentional Planning and Lesson Design
This action has been effective in making progress toward the goal, with continued refinement warranted. On Metric 2.4 (CA School Dashboard English Language Arts Indicator – Distance From Standard), the Overall Student Population improved by +6.7 points from baseline, and on Metric 2.5 (CA School Dashboard Mathematics Indicator – Distance From Standard), the Overall Student Population improved by +7.7 points from baseline. These gains were reflected across multiple student groups, suggesting that intentional lesson design is supporting academic growth. On Metric 2.9 (Staff Survey), the revised item, "Teachers regularly use district adopted curriculum to ensure alignment with standards and instruction," received 99% agreement, and staff agreement that teachers address the academic needs of advanced learners remained at 92%. These results indicate that lesson design emphasizing standards alignment, purposeful planning, and engaging instruction is supporting strong outcomes. As additional context, family feedback during community forums also reflected appreciation for hands-on learning opportunities and engaging classroom experiences.

Action 2.6 – Professional Development for EL and LTEL Support
This action has been effective in making progress toward the goal, with one metric suggesting a need for continued attention. The strongest evidence of effectiveness is Metric 2.3 (English Learner Progress Indicator), which improved to 66.5% of English Learners making progress toward English proficiency and achieved Blue status, reflecting a significant increase of 11.7 percentage points. These results suggest that professional development focused on integrated and designated ELD, individualized planning, and collaborative monitoring is having a meaningful impact on language acquisition and overall English learner progress. At the same time, Metric 2.10, (reclassification rate) declined from 22.5% to 20.8%, which may reflect changes in the composition of the English Learner population, increased newcomer enrollment, or the need for continued refinement of supports for students approaching reclassification criteria. In addition, the smaller share of students maintaining the highest ELPI level suggests that some students near full proficiency may need added support to sustain progress and successfully reclassify. Preliminary results for the 2025–26 school year indicate a rebound to approximately 23% reclassified, which is encouraging and suggests this decline may not represent a longer-term trend. Overall, the strong ELPI gains indicate that this action has been effective, while the reclassification rate signals an area for continued focus and monitoring.

Action 2.7 – Universal Access
This action has been effective in making progress toward the goal. On Metric 2.6 (i-Ready Reading), the Overall Student Population declined by -1% from baseline (from 69% to 68%) but remaining high. English Learners declined by -7% (from 39% to 32%) and SED students declined by -1% (from 59% to 58%). On Metric 2.7 (i-Ready Math), the Overall Student Population increased by +1% (from 66% to 67%), with English Learners gaining +3% (from 47% to 50%) and Black/African American students gaining +2% (from 48% to 50%). On Metric 2.9, staff agreement that instruction during UA time is substantively different for each leveled group increased by +1% from baseline (from 94% to 95%), reflecting strong implementation fidelity. Staff agreement that teachers collaborate on student needs declined by 1% (from 97% to 96%), though 96% remains an exceptionally high positive response rate. The math results and staff perceptions of UA implementation are positive indicators. However, the reading declines suggest that Universal Access time may need to be further strengthened in its focus on literacy and language development. The action's emphasis on accelerating learning for students who have not yet met standards, developing language proficiency for multilingual learners, and providing enrichment for advanced learners remains well-aligned with identified needs, but the reading data indicates that the literacy component of UA requires additional attention.

Action 2.8 – Support for Multilingual Students
This action has been effective in making progress toward the goal. Each newcomer and/or Level 1 student received a device to support access to the curriculum, and that the district successfully navigated staffing adjustments caused by reduced Title III funding while still fully implementing the action. Results for English Learners remained positive in the districtwide academic profile, with English Learners in green status for both ELA and mathematics and ELPI improving significantly. On Metric 2.1 (CA Dashboard ELA – 5x5 Grid), English Learners maintained a Green indicator, and on Metric 2.2 (CA Dashboard Math – 5x5 Grid), English Learners also maintained a Green indicator. These results reflect sustained strong performance for English Learners on state assessments in both subjects. On Metric 2.3 (ELPI), using Baseline to Year 2 Outcome, the percentage of English Learners making progress toward proficiency increased by +7.7% (from 58.8% to 66.5%), and the percentage of ELs who decreased at least one ELPI level declined by -7.7% (from 15.6% to 7.9%). These are significant positive trends. However, on Metric 2.1, Long-Term English Learners remained in the Orange indicator in ELA, and on Metric 2.2, Long-Term English Learners moved to the Yellow indicator in Math. While the LTEL math indicator represents an improvement from the prior year, the continued Orange status in ELA indicates that LTELs require more intensive and sustained support. The provision of electronic tablets for translation and instructional aide support appears to be contributing to positive outcomes for English Learners overall. The strong ELPI gains and maintained Green indicators on the Dashboard suggest that multilingual students are benefiting from enhanced access to the core

curriculum. Continued focus on LTEL-specific supports, including targeted language development and academic vocabulary instruction, will be important to address the persistent challenges this subgroup faces.

Action 2.9 – Collaborative Support Systems
This action has been effective in making progress toward the goal. On Metric 2.4, CA School Dashboard English Language Arts Indicator – Distance From Standard, All Students performed 45.8 points above standard and improved by +6.7 points from baseline. Among the identified unduplicated student groups, English Learners improved by +6.8 points, Socioeconomically Disadvantaged students improved by +0.5 points, and Foster Youth improved by +30.3 points from baseline. On Metric 2.5, CA School Dashboard Mathematics Indicator – Distance From Standard, All Students performed 24.5 points above standard and improved by +7.7 points from baseline. Among the identified unduplicated student groups, English Learners improved by +7.3 points, Socioeconomically Disadvantaged students improved by +0.8 points, and Foster Youth improved by +52.9 points. These results suggest that the coordination of Tier II supports, family outreach, and progress monitoring by designated school staff is contributing to improved academic outcomes for unduplicated student groups. Socioeconomically Disadvantaged students showed modest gains and Foster Youth continue to perform below standard in both English language arts and mathematics even though they made significant gains, which indicate that continued refinement of collaborative support systems is needed to accelerate progress for these groups.

Action 2.10 – Extended Day Programs
This action has been effective in making progress toward the goal, though continued monitoring is warranted. On Metric 2.4 (CA School Dashboard English Language Arts Indicator – Distance From Standard), the district performed 45.8 points above standard, while English Learners performed 24.9 points above standard, Socioeconomically Disadvantaged students performed 15.6 points above standard, and Foster Youth performed 31.3 points below standard, representing a +30.3-point improvement from baseline. On Metric 2.5 (CA School Dashboard Mathematics Indicator – Distance From Standard), the district performed 24.5 points above standard, while English Learners performed 24.4 points above standard, Socioeconomically Disadvantaged students performed 6.9 points below standard, representing a +0.8-point improvement from baseline, and Foster Youth performed 39.1 points below standard, representing a +52.9 point improvement from baseline. These data suggest that extended-day programs are contributing to improved outcomes, particularly for Foster Youth and English Learners. At the same time, the continued below-standard performance of Foster Youth and Socioeconomically Disadvantaged students in mathematics suggests that some student groups may benefit from increased access to, or intensity of, after-school intervention and enrichment opportunities. As additional context, community forum feedback specifically highlighted appreciation for after-school tutoring and enrichment and emphasized the importance of continuing extended learning opportunities that reach a range of learners.

Action 2.11 – Extended School Year
This action has been partially effective in making progress toward the goal. Extended School Year services for eligible students have been planned and staffed for summer implementation based on current IEP determinations and continue to provide an important layer of support intended to reduce regression of skills during the extended summer break. At the same time, academic outcomes for Students with Disabilities remain among the lowest-performing student group results in both Metric 2.4 (CA School Dashboard English Language Arts Indicator – Distance From Standard) and Metric 2.5 (CA School Dashboard Mathematics Indicator – Distance From Standard). In English Language Arts, Students with Disabilities improved slightly by +1.1 points from baseline, moving from 43.6 points below standard to 42.5 points below standard. In mathematics, Students with Disabilities declined by -2.5 points from baseline, moving from 60.3 points below standard to 62.8 points below standard. These results suggest that, while Extended School Year remains an important support for eligible students, this action alone is not sufficient to address the full extent of the academic disparities experienced by this student group. Continued

progress will also depend on strong core instruction, intervention, and support during the regular school year.

Action 2.12 – Foundational Skills for Literacy and Math
This action has been effective in making progress toward the goal. Local diagnostic data reflect continued strong overall performance, with 68% of students at or above grade level in reading (Metric 2.6 – i-Ready Reading) and 67% at or above grade level in mathematics (Metric 2.7 – i-Ready Reading). In addition, community feedback highlighted appreciation for the district's focus on early intervention and consistent academic expectations. These results suggest that the district's continued emphasis on foundational literacy and math skills is supporting strong academic performance across the system. The math results are positive and suggest that foundational math fluency practices are contributing to growth. However, the reading declines, particularly the 7% decline for English Learners, indicate that foundational literacy instruction may need to be further strengthened, especially for multilingual learners who are developing both English proficiency and reading skills simultaneously. The district's adoption of a new foundational skills curriculum is a positive step, and continued monitoring of its impact on early literacy outcomes will be important.

Action 2.13 – Cultural and Linguistic Professional Development
This action has been partially effective in making progress toward the goal. The district continues to demonstrate strong academic performance overall, and the EL update reflects ongoing instructional refinement, integrated and designated ELD support, and continued emphasis on culturally and linguistically responsive strategies. On Metric 2.4 (CA School Dashboard English Language Arts Indicator – Distance From Standard), the Overall Student Population improved by +6.7 points from baseline, with gains for African American students (+6.2), English Learners (+6.8), Hispanic students (+7.9), Homeless students (+17.0), Foster Youth (+30.3), and White students (+6.6). On Metric 2.5 (CA School Dashboard Mathematics Indicator – Distance From Standard), the Overall Student Population improved by +7.7 points, with gains for African American students (+12.2), English Learners (+7.3), Filipino students (+12.6), Foster Youth (+52.9), Hispanic students (+5.6), Homeless students (+9.7), and White students (+5.1). These broad gains suggest that culturally and linguistically responsive professional development is contributing to more equitable instructional environments and stronger academic outcomes. However, continued performance challenges for some student groups, including Long-Term English Learners in English Language Arts and Students with Disabilities in mathematics, indicate that the full impact of this action is still developing and requires ongoing implementation and monitoring. The positive movement for African American, Hispanic, and English Learner students in both subjects is particularly noteworthy and reflects the potential impact of professional development that validates and affirms students' cultural and linguistic identities.

Action 2.14 – Foster Youth Supports
This action has been effective in making progress toward the goal, with significant academic gains for the target student group. On Metric 2.4, CA School Dashboard English Language Arts Indicator – Distance From Standard, All Students performed 45.8 points above standard and improved by +6.7 points from baseline. Foster Youth improved by +30.3 points from baseline, moving from 61.6 points below standard to 31.3 points below standard. Although Foster Youth demonstrated substantial growth, they continue to perform 77.1 points below All Students, indicating that continued targeted support is needed to reduce the outcome gap. On Metric 2.5, CA School Dashboard Mathematics Indicator – Distance From Standard, All Students performed 24.5 points above standard and improved by +7.7 points from baseline. Foster Youth improved by +52.9 points from baseline, moving from 92.0 points below standard to 39.1 points below standard. This represents a meaningful reduction in the gap; however, Foster Youth continue to perform 63.6 points below All Students in mathematics. These are the most significant academic gains of any student group across both English Language Arts and mathematics in Goal 2 and suggest that the Foster Youth Support Program, including the check-in process and coordinated monitoring system, is having a meaningful impact on academic outcomes. At the same time, Foster Youth remain below standard in both subjects, indicating that sustained

implementation and continued monitoring remain necessary. For additional context, the Dashboard reflects continued challenges in chronic absenteeism and suspension for this group. The district's response to the Differentiated Assistance designation with support from SBCSS includes structured wellness check-ins, real time academic and attendance tracking, and cross-departmental coordination. This represents a comprehensive approach to addressing the complex needs of Foster Youth. Sustained implementation and continued monitoring will be essential to build on these gains and move Foster Youth closer to grade-level proficiency.

Overall, the specific actions under Goal 2 have been effective in making progress toward the goal. The strongest evidence of effectiveness includes continued high districtwide performance in ELA and mathematics, strong implementation of Universal Access and diagnostic systems, significant improvement in ELPI, and positive educational partner feedback related to small-group instruction, early intervention, tutoring, enrichment, and student data discussions. At the same time, several actions appear only partially effective in fully eliminating disparities, particularly for Foster Youth, Long-Term English Learners, and students with disabilities. These findings support continuation of the current Goal 2 actions while reinforcing the need for targeted refinement where disparities persist.

A description of any changes made to the planned goal, metrics, target outcomes, or actions for the coming year that resulted from reflections on prior practice.

As a result of ongoing reflection and analysis of prior practice, educational partner feedback, and data analysis, the Etiwanda School District has made targeted revisions to Goal 2 for the 2026–27 LCAP. Revisions were concentrated primarily in action language and action alignment, while maintaining the overall focus of the goal on preparing students for success in high school, college, and career and eliminating disparities in achievement between student groups. Current data continue to show strong overall academic performance, while also reinforcing the need to refine supports for specific student groups, particularly English Learners, Long-Term English Learners, Foster Youth, and students performing below district averages. Educational partner feedback also continued to emphasize the importance of personalized small-group instruction, early intervention, student data discussions, extended learning, enrichment, and engaging, hands-on instruction.

Metric Revisions:
The core Goal 2 metrics remain in place and continue to provide a consistent way to monitor academic achievement, subgroup performance, language development, and instructional effectiveness. The district will continue to measure Goal 2 through the California School Dashboard indicators for English Language Arts, Mathematics, and English Learner Progress; reclassification data; local i-Ready reading and mathematics data; and parent and staff survey subsets related to advanced learners, assessment use, collaboration, Universal Access, and instructional practices.

- Metric 2.9: The Staff Survey had a revised question. The prior item, "Teachers regularly include hands-on science activities in lessons," was replaced with, "Teachers regularly use district adopted curriculum to ensure alignment with standards and instruction," on the 2025 Staff Survey. This revision better aligns the metric to current district instructional priorities and standards-based implementation, while the remaining staff survey items continue to monitor assessment use, collaboration on student needs, differentiated Universal Access instruction, and support for advanced learners.
- Although there was not a change with Metric 2.8, it has been added to Action 2.7 to add a parent survey question to help measure effectiveness and gain another perspective.

Action Revisions:

Revisions for Goal 2 were focused more on strengthening action language and current practice than on changing the goal itself or making broad revisions to the established metrics and target outcomes. Several actions under Goal 2 were refined to better reflect current instructional priorities, educational partner feedback, and areas identified through data review.

Action 2.1 (Diagnostic Assessments and Personalized Learning): This action was revised to include teachers support in the administration of the assessments and support goal setting and data chats with students to help identify student needs.

Action 2.5 (Intentional Planning and Lesson Design): This action was revised to shift from a general balance of computer-based and hands-on strategies to more explicit language emphasizing hands-on learning and reduced screen time in order to promote higher-order thinking and support an asset-based mindset.

Action 2.6 (Professional Development for EL and LTEL Support): This action received a minor revision to reinforce an asset-based mindset by shifting to multilingual learner language, while continuing to emphasize collaboration, professional development, and support for Long-Term English Learners through Integrated and Designated ELD instruction.

Actions 2.7 through 2.13 will remain the same for the coming year. These actions continue to address Universal Access (UA) time instruction, support for multilingual students, collaborative support systems, extended-day programs, extended school year, foundational literacy and math skills, and culturally and linguistically responsive professional development.

Action 2.14 (Foster Youth Supports): This action was revised to clarify oversight through the Pupil Services Team and emphasize a more structured check-in process to provide targeted academic, social-emotional, and behavioral support for Foster Youth.

Action 2.15: A new action was added stating that teachers will integrate artificial intelligence tools to support personalized learning, provide timely feedback, and enhance student engagement, while ensuring students develop the skills to use emerging technologies effectively and responsibly. This addition reflects the district's effort to more explicitly address purposeful AI use within teaching and learning.

Alignment of Resources:
All Goal 2 actions will continue to be supported through a combination of general and supplemental funds, including resources directed toward unduplicated student groups. These resources remain focused on strengthening instruction, accelerating language development, expanding access to intervention and enrichment, and supporting coordinated systems for students with the greatest need. The refinement of Action 2.14 strengthens targeted Foster Youth supports, while the addition of Action 2.15 reflects the district's commitment to purposeful and responsible use of artificial intelligence to enhance teaching and learning..

A report of the Total Estimated Actual Expenditures for last year's actions may be found in the Annual Update Table. A report of the Estimated Actual Percentages of Improved Services for last year's actions may be found in the Contributing Actions Annual Update Table.

Actions

Action #	Title	Description	Total Funds	Contributing
2.1	Diagnostic Assessments and Personalized Learning	The district provides diagnostic assessments in reading and mathematics, and teachers administer them to identify student needs, support data chats, and guide goal setting. This action is principally directed to unduplicated students as measured by metrics 2.6 and 2.7	$109,233.00	Yes
2.2	Universal Screening	District administrators facilitate and implement diagnostic systems including a K-2 Reading Difficulties Risk Screener and a grade 3 Cognitive Abilities Assessment to identify students' literary instructional needs as measured by metrics 2.8 and 2.9.	$30,486.00	No
2.3	Data Driven Program Implementation	Coordinators, specialists, and mentor teachers collaborate with general and special education teachers to assist with data collection and program implementation targeted toward students who have not yet met academic standards in English language arts and/or mathematics. This action is principally targeted at supporting unduplicated students (English learners, foster, and low-income youth), but it can benefit all students by improving educational outcomes as measured by metrics 2.4, 2.5, and 2.9.	$3,189,526.00	Yes
2.4	Team Collaboration	General and special education teachers regularly utilize time built into the school year calendar (pupil-free days, preparation periods, and minimum days) to collaborate with one another, plan backwards from assessments, and develop differentiated instruction that meets the needs of all students as measured by metrics 2.4, 2.5, and 2.9.	$1,093,643.00	No
2.5	Intentional Planning and Lesson Design	Teachers design rigorous, engaging lessons that emphasize hands-on learning and reduced screen time to promote higher-order thinking skills and support an asset-based mindset as measured by metrics 2.4, 2.5, and 2.9.	$1,211,049.00	No
2.6	Professional Development for EL and LTEL Support	Site administrators, English learner (EL) facilitators, and teachers participate in professional development, including training on supporting English learners and Long-Term English Learners (LTEL), with a focus on	$159,238.00	Yes

Action #	Title	Description	Total Funds	Contributing
		collaboration to develop and monitor individualized plans for accelerating learning and advancing language acquisition, emphasizing both Integrated and Designated English Language Development (ELD) instruction to effectively support multilingual students. as measured by metrics 2.3 and 2.10.		
2.7	Universal Access	Teachers plan and facilitate Universal Access time instruction to accelerate learning for students who have not yet met academic standards, develop language proficiency for multilingual learners, and provide enrichment opportunities for advanced learners, including engaging students in data chats and goal setting as measured by metrics 2.6, 2.7, 2.8, and 2.9.	$1,193,065.00	No
2.8	Support for Multilingual Students	District and school administrators provide English learners with electronic tablets for translation and instructional aide support to ensure access to the core curriculum and enhance language development opportunities. This action is directed to English learners (EL) and long term English learners (LTELs) as measured by metrics 2.1, 2.2, and 2.3.	$189,146.00	Yes
2.9	Collaborative support systems	Designated school staff in elementary and middle schools monitor student progress, collaborate with colleagues, coordinate Tier II supports, and facilitate family outreach to remove barriers to school participation for students who have not yet met academic standards including English learners and Foster Youth, ensuring equitable access to support systems. This action is principally directed to unduplicated students as measured by as measured by metrics 2.4 and 2.5.	$376,727.00	Yes
2.10	Extended Day Programs	School administrators and teachers increase services by offering extended-day programs for students who have not yet met academic standards in English language arts and/or math as well as enrichment opportunities for advanced learners. Policies will ensure equitable access to these academic supports principally directed for Foster Youth, including priority enrollment in tutoring, summer school, extended learning time, and enrichment programs. This action is principally directed towards	$313,923.00	Yes

Action #	Title	Description	Total Funds	Contributing
		unduplicated students, but it is designed to benefit all students as measured by metrics 2.4 and 2.5.		
2.11	Extended School Year	District special education administrators coordinate and oversee an extended school year program for special education students who meet eligibility criteria per their current Individualized Education Program (IEP) to address the regression of skills resulting from an extended summer break as measured by metrics 2.4 and 2.5.	$108,620.00	No
2.12	Foundational Skills for Literacy and Math	Teachers ensure all students have mastered foundational literacy skills and regularly practice math fluency skills to establish academic abilities, attitudes, and behaviors that lead to success as measured by metrics 2.6 and 2.7.	$1,391,909.00	No
2.13	Cultural and Linguistic Professional Development	District professional development team collaborates on instructional strategies that validate and affirm students' cultural and linguistic behaviors, help build rapport, and bridge academic and social skills that lead to student success in the classroom and beyond as measured by metrics 2.4 and 2.5.	$407,922.00	No
2.14	Foster Youth Supports	Director of Pupil Services Team oversees the Foster Youth Support program and implements a check-in process to provide targeted academic, social-emotional, and behavioral support for Foster Youth, improving their well-being and engagement, academic success, and reducing behavioral incidents as measured by metrics 2.4 and 2.5.	$269,626.00	Yes
2.15	Artificial Intelligence and Educational Technology Integration	The district will develop and implement an AI policy to guide teacher in using educational technology to enhance instruction and student engagement, while ensuring all students build digital literacy and learn to use emerging technologies effectively, responsibly, and safely as measured by metrics 2.8 and 2.9.	$416,844.00	No

Action #	Title	Description	Total Funds	Contributing

Goals and Actions

Goal

Goal #	Description	Type of Goal
3	Student Engagement: Create and maintain climates where students will exhibit respect and appreciation for themselves and others while engaging in inclusive environments.	Broad Goal

State Priorities addressed by this goal.

Priority 5: Pupil Engagement (Engagement)
Priority 6: School Climate (Engagement)

An explanation of why the LEA has developed this goal.

Etiwanda School District developed this goal to foster safe, inclusive, and engaging school environments where students feel connected, supported, and ready to participate fully in school. The district recognizes that student engagement is closely tied to academic success, attendance, behavior, and overall well-being. This goal reflects the belief that students are most successful when schools intentionally build positive relationships, create a strong sense of belonging, and provide systems of support that address both social-emotional and behavioral needs.

This goal is grounded in a review of state and local data related to attendance, chronic absenteeism, suspension, school climate, and student perceptions. The 2025 California School Dashboard reflects continued improvement in student attendance, with the district improving to green status for chronic absenteeism at 9.9%, indicating a sustained decline from prior years. The Dashboard also shows that the district maintained green status for suspension, with an overall suspension rate of approximately 1.2%. At the same time, the data shows that disparities remain for some student groups, including Foster Youth in chronic absenteeism and Long-Term English Learners in suspension, reinforcing the need to continue strengthening attendance supports, restorative practices, and targeted behavioral and wellness interventions.

Educational partner feedback continues to affirm the importance of this goal. In the 2025–26 survey results, 93% of families agreed that students at their child's school usually get along well and respect each other's differences, 99% agreed that the school values regular attendance, and 95% agreed that students are comfortable talking to school staff. Student results also showed that 96% agreed students from different cultural backgrounds become friends, 81% agreed students are comfortable talking to school staff, and 76% agreed students usually get along well and respect each other's differences. These results reflect important strengths in connection and school climate while also pointing to continued opportunities to strengthen peer relationships, belonging, and student voice.

Community forum feedback further reinforced the district's decision to sustain this goal. Families and educational partners expressed strong value for consistent PBIS implementation, strong student-staff relationships, arts instruction, bullying prevention, and peer mentoring. This feedback supported the continuation of actions related to MTSS, PBIS, counseling and wellness supports, extracurricular opportunities, middle school transition supports, behavior intervention planning, and real-time attendance monitoring systems.

Ultimately, this goal was developed because student success depends not only on academic instruction, but also on students feeling safe, supported, respected, and connected at school. By continuing to invest in positive school climate, proactive supports, student wellness, and relationship-centered practices, Etiwanda strengthens the conditions that help students attend regularly, engage meaningfully, and thrive socially, emotionally, and academically.

Measuring and Reporting Results

Metric #	Metric	Baseline	Year 1 Outcome	Year 2 Outcome	Target for Year 3 Outcome	Current Difference from Baseline
3.1	CA School Dashboard Chronic Absenteeism Indicator (Percentages)	2023 CA School Dashboard All students- 17.0% Chronically Absent Asian - 6.6% Filipino - 7.6% English Learners - 12.6% White - 13.5% Two or More Races - 17.6% Hispanic - 21.9% African American - 22% Socioeconomically Disadvantaged (SED) - 21.5% Students with Disabilities (SWD) - 24.5% Homeless - 25.2% American Indian - 27.8% Foster Youth - 30% Pacific Islander - 61.5% School sites with red indicators Carleton P. Lightfoot - African American 20.6%	2024 CA School Dashboard All students- 11.0% Chronically Absent Asian - 3.7% Filipino - 5.5% English Learners - 10.6% White - 8.2% Two or More Races - 11.6% Hispanic - 14% African American - 16.9% Socioeconomically Disadvantaged (SED) - 16.9% Students with Disabilities (SWD) - 18% Homeless - 20.3% American Indian - 14.3% Foster Youth - 29.8% Pacific Islander - 46.9%	2025 CA School Dashboard All students- 9.9% Chronically Absent Asian - 2.9% Filipino - 4% English Learners - 7.5% White - 7% Two or More Races - 9.9% Hispanic - 12.8% African American - 18.4% Socioeconomically Disadvantaged (SED) - 16.3% Students with Disabilities (SWD) - 16.9% Homeless - 21.2% American Indian - 15.2% Foster Youth - 32.8% Pacific Islander - 36.7%	CA School Dashboard All Students- 9.0% Chronically Absent Asian - 4.0% Filipino - 5.0% English Learners - 7.6% White - 7.9% Two or More Races - 9.2% Hispanic - 8.9% African American - 9% Socioeconomically Disadvantaged (SED) - 8.9% Students with Disabilities (SWD) - 9.9% Homeless - 10% American Indian - 11% Foster Youth - 11.6% Pacific Islander - 22%	All students- 7.1% Decline in All Students Chronically Absent Asian -3.7% Filipino -3.6% English Learners - 5.1% White -6.5% Two or More Races -7.7% Hispanic -9.1% African American - 3.6% Socioeconomically Disadvantaged (SED) -5.2% Students with Disabilities (SWD) -7.6% Homeless -4% American Indian - 12.6% Foster Youth +2.8% Pacific Islander - 24.8%

Metric #	Metric	Baseline	Year 1 Outcome	Year 2 Outcome	Target for Year 3 Outcome	Current Difference from Baseline
		Cecilia Solorio - SED-23.7%, Hispanic-25.8% David W. Long - African American - 26.7% John L. Golden - SWD-26.7%, Asian-11.3% West Heritage - All students-25.5%, Homeless-34.8%, SED-31.5%, SWD-29.4%, Hispanic-30.4%, White-21.8%, Two or More-25% Day Creek Intermediate - African American-20.6% Etiwanda Intermediate - Homeless-27.5% SWD-31.3% Hispanic-24.6% Summit Intermediate - English Learners-30.5% African American-27.3%	School sites with red indicators from Baseline: Carleton P. Lightfoot - African American 12.9% Cecilia Solorio - SED-24.4%, Hispanic-18.4% David W. Long - African American - 16.2% John L. Golden - SWD-20.9%, Asian-4.6% West Heritage - All students-14.1%, Homeless-19.1%, SED-19.4%, SWD-14.4%, Hispanic-15.9%, White-12.3%, Two or More-20% Day Creek Intermediate - African American-20.3% Etiwanda Intermediate - Homeless-33.3% SWD-24.6% Hispanic-17.2% Summit Intermediate - English Learners-22.7%	School sites with red indicators Carleton P. Lightfoot - African American 22.6% Cecilia Solorio - SED-21.2%, Hispanic-15.9% David W. Long - African American - 9.5% John L. Golden - SWD-12.9%, Asian-4.3% West Heritage - All students- 16.6%, Homeless- No Data (less than 11 students) SED- 22.8%, SWD- 25%, Hispanic- 16.8%, White- 13.1%, Two or More-19.3% Day Creek Intermediate - African American-21.3% Etiwanda Intermediate - Homeless- 25% SWD- 20.8% Hispanic- 15.6% Summit Intermediate -	School sites with red indicators Carleton P. Lightfoot - African American 8.6% Cecilia Solorio - SED-9.5%, Hispanic-10.2% David W. Long - African American - 10.5% John L. Golden - SWD-10.5%, Asian-5.5% West Heritage - All students-9.9%, Homeless- 10%, SED- 10%, SWD- 10%, Hispanic- 10%, White-10%, Two or More-10% Day Creek Intermediate - African American - 10% Etiwanda Intermediate - Homeless-10% SWD-10% Hispanic-10% Summit Intermediate - English Learners-10% African American-10%	School sites with red indicators Carleton P. Lightfoot - African American +2% Cecilia Solorio - SED -2.5%, Hispanic -9.9% David W. Long - African American - 17.2% John L. Golden - SWD -13.8%, Asian -7% West Heritage - All students -8.9%, Homeless-No Comparative Data (less than 11 students) SED -8.7%%, SWD -4.4%, Hispanic -13.6%, White -8.7%, Two or More -5.7% Day Creek Intermediate - African American +0.7% Etiwanda Intermediate - Homeless -2.5% SWD -10.5% Hispanic -9% Summit Intermediate -

Metric #	Metric	Baseline	Year 1 Outcome	Year 2 Outcome	Target for Year 3 Outcome	Current Difference from Baseline
			African American-11.5%	English Learners-10.4% African American-12.6% African American-23.5%		English Learners-20.1% African American - 14.7%
3.2	CA School Dashboard Suspension Rate Indicator (Percentages)	2023 CA School Dashboard 1.2% Suspended at least once Asian - 0.4% Filipino - 0% English Learner - 0.7% Socioeconomically Disadvantaged - 1.5% Student with Disabilities - 1.7% Hispanic - 1.2% Foster Youth - 4.9% White - 1.1% Two or More Races - 1.4% African American - 3.2% American Indian - 2.8% Homeless - 2% Pacific Islander - 4.8%	2024 CA School Dashboard 1.3% Suspended at least once Asian - 0.7% Filipino - 0.4% English Learner - 1.1% Socioeconomically Disadvantaged - 2.1% Student with Disabilities - 2.1% Hispanic - 1.3% Foster Youth - 9.5% White - 0.9% Two or More Races - 1.2% African American - 3.9% American Indian - 0.09% Homeless - 2.3% Pacific Islander - 2.9%	2025 CA School Dashboard 1.2% Suspended at least once Asian - 0.6% Filipino - 0.4% English Learner - 1% Socioeconomically Disadvantaged - 2% Student with Disabilities - 2.5% Hispanic - 1.1% Foster Youth - 5.5% White - 1% Two or More Races - 1.8% African American - 3.4% American Indian - 0% Homeless - 1.8% Pacific Islander - 0%	CA School Dashboard 0.8% Suspended at least once Asian - 0.3% Filipino - 0% English Learner - 0.5% Socioeconomically Disadvantaged - 0.5% Student with Disabilities - 0.5% Hispanic - 0.5% Foster Youth - 1.9% White - 0.5% Two or More Races - 0.5% African American - 1.4% American Indian - 1.2% Homeless - 0.5% Pacific Islander - 2.4%	No change - All Students suspended at least once Asian +0.2% Filipino +0.4% English Learner +0.3% Socioeconomically Disadvantaged +0.5% Student with Disabilities +0.8% Hispanic -0.1% Foster Youth +0.6% White -0.1% Two or More Races +0.4% African American +0.2% American Indian - 2.8% Homeless -0.2% Pacific Islander - 4.8%
3.3	District Annual Attendance Rate (In-	2022-2023 District Attendance Rate	2023-2024 District Attendance Rate	2024-2025 District Attendance Rate	All Students Rate - 95%	All Students Rate +0.94%

Metric #	Metric	Baseline	Year 1 Outcome	Year 2 Outcome	Target for Year 3 Outcome	Current Difference from Baseline
	Seat Student Percentage) SIS Data Report	All Students Rate - 94.17% Foster Youth Rate - 93.70% English Learners Rate - 94.81% Socioeconomically Disadvantaged Rate - 93.47%	All Students Rate - 95.28% Foster Youth Rate - 92.85% English Learners Rate - 95.76% Socioeconomically Disadvantaged Rate - 94.42%	All Students Rate - 95.11% Foster Youth Rate - 90.77% English Learners Rate - 95.94% Socioeconomically Disadvantaged Rate - 94.16%	Foster Youth Rate - 94.5% English Learners Rate - 96% Socioeconomically Disadvantaged Rate - 95%	Foster Youth Rate -2.93% English Learners Rate +1.13% Socioeconomically Disadvantaged Rate +0.69%
3.4	District Expulsion Rate (Student Percentage) SIS Data Report	2022-2023 District Expulsion Rate 0%	2023-2024 District Expulsion Rate 0.04%	2024-2025 District Expulsion Rate 0.01%	District Expulsion Rate 0%	District Expulsion Rate +0.01%
3.5	District LCAP Student Survey (Positive Response Percentage)	2023-2024 School Year Survey Results 89% Agree - Survey item "My teacher makes class interesting" was removed in the 2024-25 survey and replaced with "My teacher makes me want to come to school." 88% Agree - "My school helps students build character was revised in 2024-25 to "My school helps students build character and encourages positive behavior" 84% Agree - My school strives to keep a bully-free environment was revised in 2024-25 to	2024-2025 School Year Survey Results 79% Agree - Survey item "My teacher makes class interesting" was removed in the 2024-25 survey and replaced with "My teacher makes me want to come to school." 91% Agree - Survey question, "My school helps students build character was revised in 2024-25 to "My school helps students build character and	2025-2026 School Year Survey Results 85% Agree - My teacher makes school fun and keeps me interested in learning. 92% Agree - My school helps students build character and encourages positive behavior. 76% Agree - For the most part, students usually get along well with and respect each other's differences.	85% Positive Response Rate- My teacher makes me want to come to school. 90% Positive Response Rate - My school helps students build character and encourages positive behavior 85% Positive Response Rate - For the most part, students usually get along well with and respect each other's differences. Maintain 92% Positive Response Rate - I	4% Decline in Agree - Survey item "My teacher makes class interesting" was removed in the 2024-25 survey and replaced with, "My teacher makes me want to come to school." +4% Increase in Agree - Survey question, "My school helps students build character was revised in 2024-25 to "My school helps students build character and encourages positive behavior."

Metric #	Metric	Baseline	Year 1 Outcome	Year 2 Outcome	Target for Year 3 Outcome	Current Difference from Baseline
		"For the most part, students usually get along well with and respect each other's differences." 92% Agree - I understand who to contact at my school if I need help. 96% Agree - "My teacher promotes cooperative learning and collaboration (for example: team building, group work)" was revised in 2024-25 to, "My teacher promotes teamwork and table discussion opportunities." 90% Agree - I would recommend this school to my friends.	encourages positive behavior." 72% Agree - Survey Question, "My school strives to keep a bully-free environment" was removed and replaced with, "For the most part, students usually get along well with and respect each other's differences." 93% Agree - I understand who to contact at my school if I need help. 95% Agree - Survey question, "My teacher promotes cooperative learning and collaboration (for example: team building, group work)" was revised to, "My teacher promotes teamwork and	93% Agree - I understand who to contact at my school if I need help. 96% Agree - My teacher promotes teamwork and table discussion opportunities. 88% Agree - I would recommend this school to my friends.	understand who to contact at my school if I need help. Maintain 96% Positive Response Rate - My teacher promotes teamwork and table discussion opportunities.. Maintain 90% Positive Response Rate - I would recommend this school to my friends.	8% Decline in Agree -Survey Question, "My school strives to keep a bully-free environment" was removed and replaced with, "For the most part, students usually get along well with and respect each other's differences." +1% Agree - I understand who to contact at my school if I need help. No Change in Agree - Survey question, "My teacher promotes cooperative learning and collaboration (for example: team building, group work)" was revised to, "My teacher promotes teamwork and table discussion opportunities."

Metric #	Metric	Baseline	Year 1 Outcome	Year 2 Outcome	Target for Year 3 Outcome	Current Difference from Baseline
			table discussion opportunities." 87% Agree - I would recommend this school to my friends.			2% Decline in Agree - I would recommend this school to my friends.
3.6	District LCAP Parent Survey (Positive Response Percentage)	2023-2024 School Year Survey Results 96% Agree - At my child's school, counseling services are available.	2024-2025 School Year Survey Results 97% Agree - At my child's school, counseling services are available.	2025-2026 School Year Survey Results 98% Agree - At my child's school, counseling services are available.	Maintain 96% Positive Response Rate At my child's school, counseling services are available.	+2% Increase in Agree - At my child's school, counseling services are available.
3.7	Middle School Dropout Rate (Student Percentage) SIS Data Report	2022-2023 Middle School Dropout Rate 0%	2023-2024 Middle School Dropout Rate 0%	2024-2025 Middle School Dropout Rate 0%	Maintain Middle School Dropout Rate at 0%	Middle School Dropout Rate 0% No Change

Goal Analysis [2025-26]

An analysis of how this goal was carried out in the previous year.

A description of overall implementation, including any substantive differences in planned actions and actual implementation of these actions, and any relevant challenges and successes experienced with implementation.

During the 2025–26 school year, the Etiwanda School District fully implemented all 12 actions under Goal 3 as planned, with no substantive differences between the planned actions and actual implementation. Actions 3.1 through 3.12 were each carried out as described in the adopted LCAP, and the district experienced no significant challenges during the implementation process. Successes across all actions are reflected in the associated metrics, and educational partner feedback affirmed the district's sustained commitment to creating and maintaining inclusive, respectful, and engaging learning environments for all students.

Action 3.1 (Inclusive Engagement Practices) was fully implemented, with ongoing support from both the district and school sites reinforcing the importance of engaging classrooms. This action was further strengthened through alignment with the Thriving Classrooms trainings, which integrate engagement strategies with culturally responsive teaching and positive behavior supports. Action 3.2 (Student Support and Positive Culture Programs) continued to cultivate school environments that develop respect, a growth mindset, and positive social skills through character development programs across all campuses.

Action 3.3 (Multitiered Support Systems) was fully implemented, with the effectiveness of school site PBIS programs evident through numerous recognitions for various schools across the district. Action 3.4 (Counseling Services) ensured that school counselors continued to oversee and facilitate staff training and programs at intermediate schools to support the physical and emotional well-being of unduplicated students, partially supported through LREBG funding.

Action 3.5 (Targeted Student Support and Engagement Services) was strengthened through the partnership with the contracted service agency, Wellness Together, which supported the district in meeting the need to support student engagement and overall well-being. This action was also partially funded through LREBG resources. Action 3.6 (Training in Restorative Practices and Other Means of Correction) was implemented through regular trainings and data reviews at district meetings to align practices and expectations, build site administrator capacity as a preventative measure to behavioral incidents, and take a supportive approach to ensure occurrences are minimized in order to maintain a positive school culture.

Action 3.7 (Collaborative Behavior Support Plan Development) was fully implemented, with support from the district's Board-Certified Behavior Analysts (BCBAs) provided to educators to develop and direct the implementation of behavior support plans for identified students. Action 3.8 (Extracurricular Activities) was carried out as planned, with the sports program and other extracurricular opportunities implemented across all schools to promote school connectedness.

Action 3.9 (Middle School Readiness and Orientation Program) was fully implemented, with students invited in the spring to participate in a multiday program designed to encourage higher engagement, build meaningful relationships with fellow students, become familiar with staff, and ultimately feel more comfortable transitioning from elementary school to middle school. Action 3.10 (Alternative Education Settings) continued to provide the Alternative Studies Center and Community Day School for eligible students, focusing on individual strengths, talents, and social-emotional and behavioral needs.

Action 3.11 (PBIS Program Support) was fully implemented, with a campus support staff member utilized at each school to support a positive school climate and maintain a more proactive presence, partially funded through LREBG resources. Action 3.12 (Attendance and Academic Monitoring System) ensured that district and site administrators implemented a real-time attendance and academic monitoring system to increase engagement for students with excessive absences.

Overall, the full and consistent implementation of all Goal 3 actions reflects the district's deep commitment to fostering safe, inclusive, and engaging school environments. Successes experienced across all actions, from the recognition of multiple schools for their PBIS programs to the partnership with Wellness Together and the proactive transition supports for incoming middle school students, demonstrate the district's ongoing dedication to ensuring all students feel connected, supported, and engaged throughout their educational experience.

An explanation of material differences between Budgeted Expenditures and Estimated Actual Expenditures and/or Planned Percentages of Improved Services and Estimated Actual Percentages of Improved Services.

Goal 3 did not have any material differences between Budgeted Expenditures and Estimated Actual Expenditures. Actions with differences were primarily associated with normal fluctuations in staffing costs, contracted services, program participation, training expenses, student

support needs, timing of expenditures, and year-end accounting adjustments. The variances did not result in substantive changes to implementation or services.

Goal 3 actions were implemented as planned, and the district continued to provide engagement structures, character development programs, MTSS and PBIS supports, counseling services, restorative practices training, behavior support planning, extracurricular opportunities, alternative education supports, and attendance monitoring aligned to the Student Engagement goal.

In addition, the contributing actions within Goal 3 did not reflect material differences in increased or improved services. Services principally directed toward unduplicated pupils, including multitiered support systems, intermediate counseling supports, and middle school readiness and orientation supports, were maintained as planned.

A description of the effectiveness or ineffectiveness of the specific actions to date in making progress toward the goal.

The implementation of Goal 3 actions has been largely effective in creating and maintaining inclusive, respectful, and engaging school environments. The strongest evidence of effectiveness is the districtwide improvement in chronic absenteeism, which declined by 7.1 percentage points from baseline, from 17.0% to 9.9%, resulting in a Green indicator. The district also maintained a Green indicator for suspension at 1.2%, a 0% middle school dropout rate, and a near-zero expulsion rate of 0.01%. Student, parent, and staff feedback also reflected continued strengths in teamwork, access to help, counseling availability, and positive behavior supports. At the same time, the data indicate several areas requiring continued attention, particularly Foster Youth attendance and suspension, suspension outcomes for Long-Term English Learners and Students with Disabilities, and student perceptions related to peer relationships and respect for differences.

Action 3.1 – Inclusive Engagement Practices
This action has been effective in making progress toward the goal. On Metric 3.5 (Student Survey), student agreement that "My teacher promotes teamwork and table discussion opportunities" showed no change from baseline (holding at 96%), which is an exceptionally high positive response rate and reflects the consistent, districtwide implementation of engagement structures such as Kagan strategies. Student agreement that "I understand who to contact at my school if I need help" increased by +1% from baseline (from 92% to 93%), another strong indicator of student connection and access to support. Student agreement with the revised item "My teacher makes school fun and keeps me interested in learning" is at 85%, which represents a -4% change from the baseline item "My teacher makes class interesting" (89%). It is important to note that this survey item was revised twice during the LCAP cycle, which limits direct comparison. Despite this, 85% remains a solid positive response rate and suggests that the majority of students experience engaging instruction. The sustained 96% agreement on teamwork and collaboration confirms that daily engagement structures are being implemented with fidelity and are positively contributing to equitable access to instruction, student collaboration, and individual accountability.

Action 3.2 – Student Support and Positive Culture Programs
This action has been effective in making progress toward the goal, with one notable area of strength and one area for growth. On Metric 3.5 (Student Survey), student agreement that "My school helps students build character and encourages positive behavior" increased by +4% from baseline (from 88% to 92%), a meaningful positive trend that suggests character development programs are resonating with students and contributing to positive school climates. However, student agreement with the revised item "For the most part, students usually get along well with and respect each other's differences" is at 76%, which represents a -8% change from the baseline item "My school strives to keep a bully-free environment" (84%). It is important to note that this survey item was substantially revised, shifting from a school-level effort

question to a student perception question about peer relationships, which limits direct comparison. Nonetheless, 76% is the lowest positive response rate among all Metric 3.5 items and suggests that while character education programs are strengthening students' understanding of positive behavior, there is continued opportunity to deepen peer relationship skills, conflict resolution, and respect for differences. Student agreement that "I would recommend this school to my friends" declined by -2% from baseline (from 90% to 88%), though 88% remains a strong positive response rate reflecting overall school connectedness.

Action 3.3 – Multitiered Support Systems
This action has been partially effective in making progress toward the goal. On Metric 3.2 (CA Dashboard Suspension Rate), the district maintained an overall Green indicator at 1.2%, while unduplicated student groups remained above the district average, including English Learners at 1.0%, Socioeconomically Disadvantaged students at 2.0%, and Foster Youth at 5.5%. Although Foster Youth remained slightly above the 2023 baseline of 4.9%, they improved substantially from 9.5% in 2024, moving from Red to Yellow on the 2025 Dashboard. Given the small size of the Foster Youth group, year-to-year volatility can reflect a difference of as little as one student. Long-Term English Learners were also identified in the Red indicator at 6.1%. On Metric 3.5 (Student Survey), student agreement that "For the most part, students usually get along well with and respect each other's differences" was 76%. This question is challenging to compare from baseline as the question was revised. With that said, there was a 4% increase in student's positive response rate showing great growth since 2024. These results suggest that MTSS, PBIS, and restorative systems are maintaining strong overall outcomes and showing progress for Foster Youth from the prior year, but continued refinement and more targeted intervention are needed for student groups that remain above the district average or report weaker peer climate outcomes. As additional context, district review indicates that use of Other Means of Correction increased by 23% from baseline, suggesting continued efforts to address behavior proactively and prevent suspensions where possible.

Action 3.4 – Counseling Services
This action has been effective in making progress toward the goal. Because this action is marked as contributing, it is principally directed toward English Learners (EL), Foster Youth (FY), and Socioeconomically Disadvantaged (SED) students. On Metric 3.6, parent agreement that "At my child's school, counseling services are available" increased by +2% from baseline (from 96% to 98%), an exceptionally high positive response rate that reflects strong family awareness of and confidence in school-based counseling services. On Metric 3.5, student agreement that "I understand who to contact at my school if I need help" increased by +1% from baseline (from 92% to 93%), indicating that students are increasingly aware of the support systems available to them. Student agreement that "My school helps students build character and encourages positive behavior" increased by +4% from baseline (from 88% to 92%), suggesting that counseling-supported programs are contributing to positive school climates and student well-being. These results indicate that counseling services at intermediate schools, including staff training and wellness programs, are effectively supporting the physical and emotional well-being of students, including unduplicated student groups. The increases in both parent and student perceptions of counseling availability and access to help are positive indicators that EL, FY, and SED students are benefiting from these supports. The district's use of Learning Recovery Block Grant (LREBG) funding to sustain counseling services further strengthens the capacity to meet growing student mental health and social-emotional needs.

Action 3.5 – Targeted Student Support and Engagement Services
This action has been effective in making progress toward the goal, with significant improvements across most student groups. On Metric 3.1 (CA Dashboard Chronic Absenteeism), using Baseline to Year 2:

- All Students: -7.1% (from 17.0% to 9.9%)
- Asian: -3.7% (from 6.6% to 2.9%)
- Filipino: -3.6% (from 7.6% to 4.0%)

- English Learners: -5.1% (from 12.6% to 7.5%)
- White: -6.5% (from 13.5% to 7.0%)
- Two or More Races: -7.7% (from 17.6% to 9.9%)
- Hispanic: -9.1% (from 21.9% to 12.8%)
- African American: -3.6% (from 22.0% to 18.4%)
- SED: -5.2% (from 21.5% to 16.3%)
- Students with Disabilities: -7.6% (from 24.5% to 16.9%)
- Homeless: -4.0% (from 25.2% to 21.2%)
- American Indian: -12.6% (from 27.8% to 15.2%)
- Foster Youth: +2.8% (from 30.0% to 32.8%)
- Pacific Islander: -24.8% (from 61.5% to 36.7%)

The districtwide chronic absenteeism rate declined by 7.1 percentage points from baseline, improving to a Green indicator on the Dashboard. Nearly every student group showed meaningful improvement, with Hispanic students (-9.1%), Students with Disabilities (-7.6%), Two or More Races (-7.7%), and White students (-6.5%) showing some of the largest gains. The partnership with Wellness Together and the use of LREBG funding to support real-time monitoring and personalized family outreach appear to be contributing to these positive trends. However, Foster Youth chronic absenteeism increased by +2.8% from baseline (from 30.0% to 32.8%), remaining in the Red indicator. This is the only student group that showed an increase in chronic absenteeism from baseline and represents a significant area of concern. The complex barriers Foster Youth face, including placement changes, housing instability, and trauma, require continued intensive and coordinated intervention beyond what general attendance supports can provide. At the school site level, most sites with red indicators at baseline showed improvement, with particularly strong gains at West Heritage (All Students -11.4%, Homeless -15.7%, SED -12.1%, SWD -15.0%, Hispanic -14.5%) and Summit Intermediate (African American -15.8%, English Learners -7.8%). However, some sites showed increases from baseline, including Carleton P. Lightfoot (African American +2.0%), Cecilia Solorio (SED +0.7%), and Etiwanda Intermediate (Homeless +5.8%), indicating that site-level targeted supports may need to be strengthened at these locations.

Action 3.6 – Training in Restorative Practices and Other Means of Correction
This action has been effective in making progress toward the goal. On Metric 3.2 (CA Dashboard Suspension Rate), using Baseline to Year 2, the overall suspension rate showed no change from baseline (holding at 1.2%), maintaining a Green indicator. Several student groups showed decreases from baseline, including Hispanic (-0.1%), White (-0.1%), American Indian (-2.8%), Homeless (-0.2%), and Pacific Islander (-4.8%). On Metric 3.7, the middle school dropout rate showed no change from baseline (holding at 0%), confirming that no students dropped out during the middle school years. While the overall suspension rate and dropout rate reflect strong outcomes, it is important to note that some student groups experienced increases in suspension from baseline, including Students with Disabilities (+0.8%), Foster Youth (+0.6%), SED (+0.5%), and Two or More Races (+0.4%). Additionally, Long-Term English Learners were identified in the Red indicator at 6.1%. These trends suggest that while restorative practices and other means of correction training are contributing to strong overall outcomes, continued professional development and coaching are needed to ensure equitable application of these practices across all student groups, particularly those showing increased suspension rates.

Action 3.7 – Collaborative Behavior Support Plan Development
This action has been partially effective in making progress toward the goal. On Metric 3.1 (Chronic Absenteeism), Students with Disabilities showed a significant improvement of -7.6% from baseline (from 24.5% to 16.9%), suggesting that behavior support plans developed by

BCBAs are contributing to improved school connection and reduced absenteeism for this population. On Metric 3.2 (Suspension Rate), Students with Disabilities increased by +0.8% from baseline (from 1.7% to 2.5%), moving to an Orange indicator on the Dashboard. While the chronic absenteeism improvement is encouraging, the increase in suspension rates for this group suggests that behavior support plans may need to be further refined to address the root causes of behavioral incidents and reduce reliance on exclusionary discipline. The overall suspension rate showed no change from baseline (holding at 1.2%), and the district maintained a Green indicator overall. The contrasting trends including improved attendance but increased suspension for Students with Disabilities suggest that while behavior support plans are helping students attend school more consistently, additional strategies may be needed to support positive behavior during the school day. Continued collaboration between BCBAs, educators, and support teams to strengthen proactive and preventative components of behavior plans will be important.

Action 3.8 – Extracurricular Activities
This action has been effective in making progress toward the goal. On Metric 3.5, student agreement that "I would recommend this school to my friends" declined by -2% from baseline (from 90% to 88%), though 88% remains a strong positive response rate reflecting overall school connectedness and satisfaction. Student agreement that "My teacher promotes teamwork and table discussion opportunities" showed no change from baseline (holding at 96%), and agreement that "I understand who to contact at my school if I need help" increased by +1% (from 92% to 93%). While the slight decline in school recommendation is noted, the overall pattern of strong positive responses suggests that extracurricular activities, including intramural programs in grades 1–8 and intermural sports in grades 6–8, continue to promote school connectedness and a sense of belonging. The 88% recommendation rate indicates that the vast majority of students feel positively about their school experience, and extracurricular opportunities likely contribute to this sense of connection and engagement.

Action 3.9
This action has been effective in making progress toward the goal. Because this action is marked as contributing, it is principally directed toward English Learners, Foster Youth, and Socioeconomically Disadvantaged students to support school connectedness, engagement, and successful transition into intermediate school.
On Metric 3.1, CA School Dashboard Chronic Absenteeism Indicator, All Students decreased by 7.1 percentage points, moving from 17.0% chronically absent at baseline to 9.9%. Identified unduplicated student groups showed the following changes:

- English Learners: decreased by 5.1 percentage points, moving from 12.6% to 7.5%
- Socioeconomically Disadvantaged students: decreased by 5.2 percentage points, moving from 21.5% to 16.3%
- Foster Youth: increased by 2.8 percentage points, moving from 30.0% to 32.8%

On Metric 3.7, the middle school dropout rate showed no change from baseline (holding at 0%).

The significant declines in chronic absenteeism for English Learners (-5.1%) and SED students (-5.2%) are positive indicators that the transition program, combined with other engagement supports, is contributing to improved attendance and school connection for these groups during the critical elementary-to-middle-school transition. The maintained 0% dropout rate further confirms that students are remaining engaged through the middle school years. However, Foster Youth chronic absenteeism increased by +2.8% from baseline, indicating that the transition program alone does not address the complex attendance barriers this student group faces. The district Differentiated Assistance work provides additional strategies and systems to strengthen the Foster Youth attendance rates specifically, including earlier identification, personalized transition planning, ongoing monitor with multiple data sources, and coordination with caregivers and child welfare agencies to ensure a smoother and more supported transition to intermediate school.

Action 3.10 – Alternative Education Settings
This action has been effective in making progress toward the goal. On Metric 3.2 (Suspension Rate), the overall district suspension rate showed no change from baseline (holding at 1.2%), maintaining a Green indicator. On Metric 3.4 (Expulsion Rate), the rate increased by +0.01% from baseline (from 0.0% to 0.01%), which remains an extremely low rate and reflects the district's continued commitment to minimizing exclusionary discipline. On Metric 3.7, the middle school dropout rate showed no change from baseline (holding at 0%). These results suggest that the Alternative Studies Center and Community Day School continue to provide meaningful alternative pathways for eligible students, focusing on individual strengths, talents, and social-emotional and behavioral needs. The maintained 0% dropout rate and the near-zero expulsion rate indicate that these alternative settings are effectively supporting student retention and providing access to continued learning opportunities. The additional support through Equity Multiplier funding at Community Day School, including a dedicated school counselor, SEL curriculum, and professional development strengthens the district's capacity to serve students with the most complex needs.

Action 3.11 – PBIS Program Support
This action has been effective in making progress toward the goal. On Metric 3.1 (Chronic Absenteeism), using Baseline to Year 2, the districtwide chronic absenteeism rate declined by -7.1% (from 17.0% to 9.9%), with significant improvements across nearly all student groups:

- Hispanic: -9.1% (from 21.9% to 12.8%)
- Students with Disabilities: -7.6% (from 24.5% to 16.9%)
- Two or More Races: -7.7% (from 17.6% to 9.9%)
- White: -6.5% (from 13.5% to 7.0%)
- English Learners: -5.1% (from 12.6% to 7.5%)
- SED: -5.2% (from 21.5% to 16.3%)
- Homeless: -4.0% (from 25.2% to 21.2%)
- African American: -3.6% (from 22.0% to 18.4%)
- American Indian: -12.6% (from 27.8% to 15.2%)
- Pacific Islander: -24.8% (from 61.5% to 36.7%)

The broad and significant declines in chronic absenteeism across nearly all student groups suggest that campus support staff implementing and strengthening PBIS are contributing to improved school climate, student engagement, and consistent attendance. The use of LREBG funding to support staffing for this action ensures that a dedicated campus support staff member is available at each school site to maintain proactive supervision, reinforce behavioral expectations, and foster positive relationships with students. However, Foster Youth chronic absenteeism increased by +2.8% from baseline (from 30.0% to 32.8%), remaining in the Red indicator. While PBIS systems are effective for the broader student population, Foster Youth require additional, more intensive and individualized supports to address the unique barriers they face. The district's continued focus on this student group through Differentiated Assistance and targeted interventions in other actions is well-aligned with this finding.

Action 3.12 – Attendance and Academic Monitoring System
This action has been effective in making progress toward the goal. On Metric 3.1 (Chronic Absenteeism), the districtwide rate declined by -

7.1% from baseline (from 17.0% to 9.9%), with improvements across nearly all student groups as detailed under Action 3.11 above.
On Metric 3.3 (District Annual Attendance Rate), using Baseline to Year 2:

- All Students: +0.94% (from 94.17% to 95.11%)
- English Learners (EL): +1.13% (from 94.81% to 95.94%)
- Socioeconomically Disadvantaged (SED): +0.69% (from 93.47% to 94.16%)
- Foster Youth (FY): -2.93% (from 93.70% to 90.77%)

The real-time attendance and academic monitoring system has contributed to meaningful improvements in both chronic absenteeism and overall attendance rates. The gains in attendance rates for All Students (+0.94%), English Learners (+1.13%), and SED students (+0.69%) demonstrate that timely access to data, coupled with proactive communication with families and tailored interventions, is effectively promoting consistent attendance and increasing student engagement. However, Foster Youth attendance declined by -2.93% from baseline (from 93.70% to 90.77%) indicating Foster Youth require more intensive, individualized attendance interventions that address the complex and often compounding barriers this student group faces, including placement changes, housing instability, and trauma. The district's implementation of a Foster Youth check-in, use of short term independent study contracts and monitoring process, as described in Goal 2 Action 2.14, is a responsive step toward addressing this need.

Overall, the specific actions under Goal 3 have been effective in making progress toward the goal. The most significant strengths include the sharp decline in chronic absenteeism, strong counseling availability, improved student awareness of support systems, continued positive perceptions of teamwork and collaboration, and the district's continued 0% middle school dropout rate. At the same time, the data show the need for continued refinement in certain areas, particularly Foster Youth attendance and suspension, Long-Term English Learner suspension, Students with Disabilities suspension, and student perceptions related to peer relationships and respect for differences. These findings support continuation of the current Goal 3 actions while reinforcing the need for more targeted supports for the student groups and school sites where the data remain less favorable.

A description of any changes made to the planned goal, metrics, target outcomes, or actions for the coming year that resulted from reflections on prior practice.

As a result of ongoing reflection and analysis, educational partner feedback, and student outcome data, the Etiwanda School District has made targeted refinements to Goal 3 for the 2026–27 LCAP. These revisions were focused on clarifying action language, refining how student engagement and school climate are measured, and aligning supports to the most pressing behavioral, social-emotional, and attendance-related needs identified through implementation and data review. Educational partner feedback continued to reinforce the importance of strong student-staff relationships, consistent PBIS implementation, bullying prevention, peer mentoring, and meaningful engagement opportunities, which supported the continuation and refinement of Goal 3 actions.

Metric Revisions:
Revisions to the metrics for Goal 3 reflect updated data trends and adjustments to better align with current student performance and educational partner feedback, while maintaining high expectations for positive student engagement and behavior.

- New Metric for Action 3.7: Metric 3.5 has been added to Action 3.7 The added student survey item provides an additional measure alongside suspension data to give a broader view of school climate, peer relationships, and the effectiveness of behavior support planning.

Action Revisions:
All Goal 3 actions were retained for the coming year; however, several were revised to improve clarity, reflect current implementation, and align supports and funding more closely to student need.

Action 3.1 (Inclusive Engagement Practices): This action was revised to more clearly reflect the use of daily engagement structures that promote collaboration, participation, and access to instruction. The updated language also supports the use of engagement structures and culturally responsive strategies more broadly, rather than limiting the action to one specific methodology.

Action 3.4 (Counseling Services): This action was revised to clarify the scope of services and professional learning provided by middle school counselors, with a renewed emphasis on physical and emotional well-being for unduplicated student groups. The revised language also reflects partial support through the Learning Recovery Emergency Block Grant (LREBG).

Action 3.5 (Targeted Student Support and Engagement Services): This action had a minor word revision to add clarity to the action.

Action 3.6 (Training in Restorative Practices and Other Means of Correction): This action was not substantively revised; however, the language coaching was revised to more accurately reflect the support provide to site administrators.

Action 3.7 (Collaborative Behavior Support Plan Development): This action remained substantively the same, but an additional metric was added to strengthen how the district monitors the effectiveness of behavior support plans and in-class de-escalation strategies in relation to student climate and peer relationships in order to maintain access to instruction and protect learning time. The revisions also added registered behavior technicians (RBT) as a member of the team supporting behavior plans and de-escalation strategies.

Action 3.8 (Extracurricular and Interscholastic Opportunities): This action was revised to add clearer language distinguishing extracurricular opportunities across grade spans, including intramural programs in grades 1–8 and interscholastic sports for grades 6–8.

Action 3.10 (Community Day School Supports): This action was removed goal 3 as the alternative studies program will no longer be provided as enrollment has declined tremendously. In addition, the Community Day School language has been added to Goal 5 as the program continues to benefit from additional support through Equity Multiplier funding. These supplemental resources strengthen implementation by expanding counseling, social-emotional learning supports, staff professional development, and student engagement opportunities for students served through the Community Day School. The updated language also reflects the transition away from the home school program due to low enrollment, allowing the district to better focus resources on a more sustainable program model aligned to current student needs.

Action 3.10 (PBIS Support Staff): Renumbered (previously Action 3.11) due to the removal of Action 3.10. This action was revised to clarify the role of classified staff in implementing and strengthening PBIS and to reflect the use of LREBG funding to support staffing and training tied to schoolwide behavior systems.

Action 3.11 (Attendance and Academic Monitoring System): Renumbered (previously Action 3.12) from removal of Action 3.10.

Alignment of Resources:

All Goal 3 actions will continue to be supported through a combination of general, supplemental, and grant-based resources, including the Learning Recovery Emergency Block Grant and Equity Multiplier funding. These resources remain aligned to the district's efforts to foster safe, inclusive, and engaging school environments, while strengthening counseling, attendance interventions, PBIS implementation, and targeted student supports where the need remains greatest.

A report of the Total Estimated Actual Expenditures for last year's actions may be found in the Annual Update Table. A report of the Estimated Actual Percentages of Improved Services for last year's actions may be found in the Contributing Actions Annual Update Table.

Actions

Action #	Title	Description	Total Funds	Contributing
3.1	Inclusive Engagement Practices	All teachers provide engaging learning experiences through the daily use of engagement structures for all students to promote equity and access to instruction while fostering student collaboration, individual accountability, and equal participation as measured by metric 3.5.	$191,266.00	No
3.2	Student Support and Positive Culture Programs	School staff cultivate a school environment that develops respect, a growth mindset, and positive social skills, through character development programs, to enhance school climates for all students as measured by metric 3.5.	$1,132,340.00	No
3.3	Multitiered Support Systems	School administrators and teachers utilize a multitiered system of supports (MTSS) including Positive Behavior Interventions and Supports (PBIS), restorative practices, and other means of correction for students to promote equitable access to positive school climates and learning opportunities. This action is principally directed to unduplicated students and will be measured by metrics 3.2 and 3.5.	$926,459.00	Yes
3.4	Counseling Services	School counselors oversee and facilitate staff training and programs at intermediate schools focused on supporting unduplicated students (English learners, foster youth, and low income) to support physical and emotional well-being. This action is principally directed to unduplicated students as measured by metrics 3.5 and 3.6. Partially Funded Using LREBG: $362,423	$2,866,960.00	Yes

Action #	Title	Description	Total Funds	Contributing
3.5	Targeted Student Support and Engagement Services	Clinical counselors and site support teams implement targeted interventions for students at risk of being chronically absent to improve engagement in learning and reduce barriers to attendance as measured by metric 3.1. Partially Funded Using LREBG: $815,000	$1,960,315.00	No
3.6	Training in Restorative Practices and Other Means of Correction	District administrators coordinate and provide ongoing training and support on other means of correction and restorative practices for school administrators, to promote positive school climates and provide equitable learning opportunities as measured by metrics 3.2 and 3.7.	$707,162.00	No
3.7	Collaborative Behavior Support Plan Development	District board-certified behavior analysts (BCBA) and registered behavior technicians (RBT) collaborate with educators to develop and direct the implementation of behavior support plans to support in-class de-escalation strategies that address the needs of identified students and promote positive behaviors as measured by metrics 3.1, 3.2, and 3.5.	$2,010,255.00	No
3.8	Extracurricular Activities	School administrators provide extracurricular activities in grades 1-8 and include intramural sports programs for grades 3-8 and an interscholastic sports for grades 6-8 to promote school connectedness and support student engagement as measured by metric 3.5.	$406,242.00	No
3.9	Middle School Readiness and Orientation Program	Intermediate school principals and counselors provide an orientation for all incoming 6th-grade students and a multiday summer program for select students prior to the start of 6th grade to prepare them for the successful transition to intermediate school. This action is principally directed to unduplicated students as measured by metrics 3.1 and 3.7.	$48,277.00	Yes

Action #	Title	Description	Total Funds	Contributing
3.10	PBIS Program Support	District administrators ensure all schools have classified staff to help strengthen Positive Behavior Interventions and Support (PBIS) implementation and promote safe, inclusive environments that support student engagement and social development as measured by metrics 3.1. Partially Funded Using LREBG: $75,055	$6,665,369.00	No
3.11	Attendance and Academic Monitoring System	District and site administrators implement a real-time attendance and academic monitoring system for all students with excessive absences to increase engagement in school as measured by 3.1 and 3.3.	$46,316.00	No

Goals and Actions

Goal

Goal #	Description	Type of Goal
4	Goal 4: Family & Community Engagement: Establish and maintain strong partnerships with all families through meaningful engagement and decision-making opportunities.	Broad Goal

State Priorities addressed by this goal.

Priority 3: Parental Involvement (Engagement)
Priority 6: School Climate (Engagement)

An explanation of why the LEA has developed this goal.

Etiwanda School District developed this goal to strengthen partnerships with families through meaningful engagement, two-way communication, and shared decision-making. The district recognizes that family engagement is essential to student success and that strong relationships between schools and families contribute to positive school experiences, improved student outcomes, and a stronger sense of trust and connection across the school community. This goal reflects the district's commitment to creating welcoming, respectful, and accessible opportunities for all families to engage as valued partners in their child's education.

Aligned with State Priorities 3 and 6, this goal was developed to ensure that communication and engagement systems remain responsive to the needs of families and continue to support student achievement and school connectedness. Through this goal, the district prioritizes clear and consistent communication, access to information and resources, opportunities for participation in advisory groups and district processes, and support for families in navigating school systems and contributing to decision-making. The district's engagement structures including surveys, Thought Exchange, community forums, advisory committees, and the online feedback portal to continue to reinforce the importance of maintaining multiple pathways for educational partners to share input and remain connected to district priorities.

Educational partner feedback continues to affirm the importance of this goal. In the 2025–26 survey results, 98% of families agreed that school administrators are regularly visible on campus, 97% agreed that parents/guardians and staff trust one another and get along, 96% agreed that staff is generally friendly, helpful, and shows care for all students, and 96% agreed that staff respects and responds to the community's cultural, racial, and language differences. Community forum feedback similarly highlighted appreciation for efforts to simplify communication platforms, regular two-way communication, welcoming leadership and office staff, and family events. These results reinforce the district's decision to continue actions that support communication systems, family workshops and events, advisory committees, volunteer opportunities, and ongoing opportunities for input.

This goal also reflects the district's understanding that family engagement supports more than communication alone. Strong family-school partnerships help families better support learning at home, participate in school decision-making, access available services, and respond early when attendance or other barriers begin to affect student success. By sustaining welcoming environments, culturally responsive practices, and consistent outreach, Etiwanda continues to build the conditions for meaningful family partnership in service of student learning and well-being.

Measuring and Reporting Results

Metric #	Metric	Baseline	Year 1 Outcome	Year 2 Outcome	Target for Year 3 Outcome	Current Difference from Baseline
4.1	Self-Reflection Tool for the Parent Engagement Indicator (State Priority 2) on the CA School Dashboard 5 Point Rating Scale	2023-2024 Self-Reflection Tool 1. Developing the capacity of staff to build trusting and respectful relationships with families • 4 - Full Implementation 2. Creating welcoming environments for all families in the community • 5 - Full Implementation and Sustainability 3. Supporting staff to learn about each family's strengths, cultures, languages, and goals for their children • 3 - Initial Implementation 4. Developing multiple opportunities to engage in 2-way communication	2024-2025 Self-Reflection Tool 1. Developing the capacity of staff to build trusting and respectful relationships with families • 3 - Initial Implementation 2. Creating welcoming environments for all families in the community • 4 - Full Implementation 3. Supporting staff to learn about each family's strengths, cultures, languages, and goals for their children • 4 - Full Implementation 4. Developing	2025-2026 Self-Reflection Tool 1. Developing the capacity of staff to build trusting and respectful relationships with families • 5 - Full Implementation and Sustainability 2. Creating welcoming environments for all families in the community • 5 - Full Implementation and Sustainability 3. Supporting staff to learn about each family's strengths, cultures, languages, and goals for their children	2026-2027 Self-Reflection Tool 1. Developing the capacity of staff to build trusting and respectful relationships with families • Maintain Full Implementation or Increase to Full Implementation and Sustainability 2. Creating welcoming environments for all families in the community • Maintain Full Implementation and Sustainability 3. Supporting staff to learn about	1. Developing the capacity of staff to build trusting and respectful relationships with families 1 level higher 2. Creating welcoming environments for all families in the community No Change 3. Supporting staff to learn about each family's strengths, cultures, languages, and goals for their children 2 levels higher 4. Developing multiple opportunities to engage in 2-way communication between families and educators using language that is

Metric #	Metric	Baseline	Year 1 Outcome	Year 2 Outcome	Target for Year 3 Outcome	Current Difference from Baseline
		between families and educators using language that is understandable and accessible to families • 3 - Initial Implementation 5. Providing professional learning and support to teachers and principals to improve a school's capacity to partner with families • 4 - Full Implementation 6. Providing families with information and resources to support student learning and development in the home • 5 - Full Implementation and Sustainability 7. Implementing policies or programs for teachers to meet with families and students to discuss student progress and ways to	multiple opportunities to engage in 2-way communication between families and educators using language that is understandable and accessible to families • 5 - Full Implementation and Sustainability 5. Providing professional learning and support to teachers and principals to improve a school's capacity to partner with families • 4 - Full Implementation 6. Providing families with information and resources to support student learning and	• 5 - Full Implementation and Sustainability 4. Developing multiple opportunities to engage in 2-way communication between families and educators using language that is understandable and accessible to families • 4 - Full Implementation 5. Providing professional learning and support to teachers and principals to improve a school's capacity to partner with families • 4 - Full Implementation 6. Providing families with	each family's strengths, cultures, languages, and goals for their children • Improve to Full Implementation 4. Developing multiple opportunities to engage in 2-way communication between families and educators using language that is understandable and accessible to families • Improve to Full Implementation 5. Providing professional learning and support to teachers and principals to improve a school's capacity to partner with families	understandable and accessible to families 1 level higher 5. Providing professional learning and support to teachers and principals to improve a school's capacity to partner with families No Change 6. Providing families with information and resources to support student learning and development in the home 1 level lower 7. Implementing policies or programs for teachers to meet with families and students to discuss student progress and ways to work together to support improved student outcomes

Metric #	Metric	Baseline	Year 1 Outcome	Year 2 Outcome	Target for Year 3 Outcome	Current Difference from Baseline
		work together to support improved student outcomes • 5 - Full Implementation and Sustainability 8. Supporting families to understand and exercise their legal rights and advocate for their own students and all students • 4 - Full Implementation 9. Building the capacity of and supporting principals and staff to effectively engage families in advisory groups and with decision-making • 4 - Full Implementation 10. Building the capacity of and supporting family members to effectively engage in advisory groups and decision making	development in the home • 4 - Full Implementation 7. Implementing policies or programs for teachers to meet with families and students to discuss student progress and ways to work together to support improved student outcomes • 4 - Full Implementation 8. Supporting families to understand and exercise their legal rights and advocate for their own students and all students • 3 - Initial Implementation 9. Building the capacity of and supporting principals and staff	information and resources to support student learning and development in the home • 4 - Full Implementation 7. Implementing policies or programs for teachers to meet with families and students to discuss student progress and ways to work together to support improved student outcomes • 5 - Full Implementation and Sustainability 8. Supporting families to understand and exercise their legal rights and advocate for their own students and all students • 5 - Full Implemen	• Maintain Full Implementation or Increase to Full Implementation and Sustainability 6. Providing families with information and resources to support student learning and development in the home • Maintain Full Implementation and Sustainability 7. Implementing policies or programs for teachers to meet with families and students to discuss student progress and ways to work together to support improved student outcomes	No Change 8. Supporting families to understand and exercise their legal rights and advocate for their own students and all students 1 level higher 9. Building the capacity of and supporting principals and staff to effectively engage families in advisory groups and with decision-making No Change 10. Building the capacity of and supporting family members to effectively engage in advisory groups and decision making No Change 11. Providing all families with opportunities to provide input on

Metric #	Metric	Baseline	Year 1 Outcome	Year 2 Outcome	Target for Year 3 Outcome	Current Difference from Baseline
		• 4 - Full Implementation 11. Providing all families with opportunities to provide input on policies and programs, and implementing strategies to reach and seek input from any underrepresented groups in the school community. • 4 - Full Implementation 12. Providing opportunities to have families, teachers, principals, and district administrators work together to plan, design, implement and evaluate family engagement activities at school and district levels. • 4 - Full Implementation	to effectively engage families in advisory groups and with decision-making • 5 - Full Implementation and Sustainability 10. Building the capacity of and supporting family members to effectively engage in advisory groups and decision making • 5 - Full Implementation and Sustainability 11. Providing all families with opportunities to provide input on policies and programs, and implementing strategies to reach and seek input from any underrepresented	tation and Sustainability 9. Building the capacity of and supporting principals and staff to effectively engage families in advisory groups and with decision-making • 4 - Full Implementation 10. Building the capacity of and supporting family members to effectively engage in advisory groups and decision making • 4 - Full Implementation 11. Providing all families with opportunities to provide input on policies and programs, and implementing strategies to reach	• Maintain Full Implementation and Sustainability 8. Supporting families to understand and exercise their legal rights and advocate for their own students and all students • Maintain Full Implementation or Increase to Full Implementation and Sustainability 9. Building the capacity of and supporting principals and staff to effectively engage families in advisory groups and with decision-making • Maintain Full	policies and programs, and implementing strategies to reach and seek input from any underrepresented groups in the school community. No Change 12. Providing opportunities to have families, teachers, principals, and district administrators work together to plan, design, implement and evaluate family engagement activities at school and district levels. No Change

Metric #	Metric	Baseline	Year 1 Outcome	Year 2 Outcome	Target for Year 3 Outcome	Current Difference from Baseline
			groups in the school community. • 4 - Full Implementation 12. Providing opportunities to have families, teachers, principals, and district administrators work together to plan, design, implement and evaluate family engagement activities at school and district levels. • 5 - Full Implementation and Sustainability	and seek input from any underrepresented groups in the school community. • 4 - Full Implementation 12. Providing opportunities to have families, teachers, principals, and district administrators work together to plan, design, implement and evaluate family engagement activities at school and district levels. • 4 - Full Implementation	Implementation or Increase to Full Implementation and Sustainability 10. Building the capacity of and supporting family members to effectively engage in advisory groups and decision making • Maintain Full Implementation or Increase to Full Implementation and Sustainability 11. Providing all families with opportunities to provide input on policies and programs, and implementing strategies to reach and seek input	

Metric #	Metric	Baseline	Year 1 Outcome	Year 2 Outcome	Target for Year 3 Outcome	Current Difference from Baseline
					from any underrepresented groups in the school community. • Maintain Full Implementation or Increase to Full Implementation and Sustainability 12. Providing opportunities to have families, teachers, principals, and district administrators work together to plan, design, implement and evaluate family engagement activities at school and district levels. • Maintain Full Implementation or Increase to Full Implementation and	

Metric #	Metric	Baseline	Year 1 Outcome	Year 2 Outcome	Target for Year 3 Outcome	Current Difference from Baseline
					Sustainability	
4.2	Percent of positive responses on the annual Parent Survey subset of questions used to inform the Parent Engagement Indicator on the CA School Dashboard	2023-2024 Parent Survey 97% Agree - School staff is generally friendly, helpful, and cares for all students, including those from diverse backgrounds. 96% Agree - I feel welcomed when I enter the school office. 97% Agree - My child's school provides opportunities for me to engage in my child's education (events, newsletters, etc.). 95% Agree - My child's school effectively communicates with me regarding my child's progress. 92% Agree - I am aware of the resources and support services available to students at my school. 99% Agree - My child's school values regular	2024-2025 Parent Survey 97% Agree - School staff is generally friendly, helpful, and cares for all students, including those from diverse backgrounds. 94% Agree - I feel welcomed when I enter the school office. 97% Agree - My child's school provides opportunities for me to engage in my child's education (events, newsletters, etc.). 94% Agree - My child's school effectively communicates with me regarding my child's progress. 92% Agree - I am aware of the	2025-2026 Parent Survey 96% Agree - School staff is generally friendly, helpful, and cares for all students, including those from diverse backgrounds. 94% Agree - I feel welcomed when I enter the school office. 98% Agree - My child's school provides opportunities for me to engage in my child's education (events, newsletters, etc.). 96% Agree - My child's school effectively communicates with me regarding my child's progress. 92% Agree - I am aware of the	2026-2027 Parent Survey Maintain 97% - School staff is generally friendly, helpful, and cares for all students, including those from diverse backgrounds. Maintain 96% - I feel welcomed when I enter the school office. Maintain 97% - My child's school provides opportunities for me to engage in my child's education (events, newsletters, etc.). Maintain 95% - My child's school effectively communicates with me regarding my child's progress. Increase to 95% - I am aware of the	No Change - School staff is generally friendly, helpful, and cares for all students, including those from diverse backgrounds. 2% less Agree - I feel welcomed when I enter the school office. No Change - My child's school provides opportunities for me to engage in my child's education (events, newsletters, etc.). 1% less Agree - My child's school effectively communicates with me regarding my child's progress. No Change - I am aware of the resources and support services available to

Metric #	Metric	Baseline	Year 1 Outcome	Year 2 Outcome	Target for Year 3 Outcome	Current Difference from Baseline
		attendance to ensure consistent instructional opportunities. 97% Agree - School staff respects and responds to its community's cultural, racial, and language differences. 95% Agree - I am satisfied with the accessibility and responsiveness of the teachers and school staff.	resources and support services available to students at my school. 99% Agree - My child's school values regular attendance to ensure consistent instructional opportunities. 97% Agree - School staff respects and responds to its community's cultural, racial, and language differences. 95% Agree - I am satisfied with the accessibility and responsiveness of the teachers and school staff.	resources and support services available to students at my school. 99% Agree - My child's school values regular attendance to ensure consistent instructional opportunities. 96% Agree - School staff respects and responds to its community's cultural, racial, and language differences. 96% Agree - I am satisfied with the accessibility and responsiveness of the teachers and school staff.	resources and support services available to students at my school. Maintain 99% - My child's school values regular attendance to ensure consistent instructional opportunities. Maintain 97% - School staff respects and responds to its community's cultural, racial, and language differences. Maintain 95% - I am satisfied with the accessibility and responsiveness of the teachers and school staff.	students at my school. No Change - My child's school values regular attendance to ensure consistent instructional opportunities. No Change - School staff respects and responds to its community's cultural, racial, and language differences. No Change - I am satisfied with the accessibility and responsiveness of the teachers and school staff.

Goal Analysis [2025-26]

An analysis of how this goal was carried out in the previous year.
A description of overall implementation, including any substantive differences in planned actions and actual implementation of these actions, and any relevant challenges and successes experienced with implementation.

During the 2025–26 school year, the Etiwanda School District fully implemented all 8 actions under Goal 4 as planned, with no substantive differences between the planned actions and actual implementation. Actions 4.1 through 4.8 were each carried out as described in the adopted LCAP, and the district experienced no significant challenges during the implementation process. Successes across all actions are reflected in the associated metrics, and educational partner feedback affirmed the district's sustained commitment to establishing and maintaining strong partnerships with all families through meaningful engagement and decision-making opportunities.

Action 4.1 (Cultivating Respectful and Supportive School Environments) was fully implemented, with all district employees contributing to welcoming, respectful, and caring environments for all members of the community. Action 4.2 (District Communications) ensured that trainings and ongoing efforts were provided so that both teachers and families had the training and accessibility necessary to effectively communicate through the district's digital communication platforms.

Action 4.3 (Digital Communication and Outreach) was fully implemented through the maintenance and use of multiple communication platforms, including the district websites, the Etiwanda App, the Alerts mass communication system, and the two-way communication system called Rooms. These platforms ensured that families received timely and consistent information about events, student progress, and available support and enrichment opportunities. Action 4.4 (Enhancing Parental Involvement and Volunteerism) was strengthened through the provision of upgraded translation devices at school sites, allowing for smoother auditory transition and more seamless conversations in the office to support family engagement on campus.

Action 4.5 (Family Information and Engagement Events) was fully implemented, with engagement events planned based on feedback from community members and documented in each school's Single Plan for Student Achievement (SPSA). This alignment between community input and site-level planning reflects the district's responsiveness to educational partner feedback. Action 4.6 (Opportunities for Educational Partner Input) provided multiple pathways for input, including surveys, school site councils, advisory committees, and Thought Exchanges. A key restructuring this year was the update to the Community Forum format, branded as "Coffee with the Principal: LCAP Edition," which was brought to every school site as a site-level event illustrating the alignment between the district's goals and school goals. In this revised model, school principals hosted campus-specific sessions that showcased the implementation of LCAP actions. Families reported that this structure made district goals more relatable and helped them see how their input directly impacted school programs.

Action 4.7 (Attendance Support Teams) was fully implemented, with SART and DART meetings held throughout the year in a collaborative format to support families in improving absenteeism and eliminating barriers to consistent school attendance. Action 4.8 (Advisory Committees For Input and Decision Making) continued to support equity-focused discussions, programming, and advocacy, while encouraging collaboration between families, teachers, and administrators. These committee discussions took place at both the district level and the school level, ensuring that participants at the district level served as conduits to carry the conversation to the school level to further support dissemination of information and allow committee members to have informed decision-making opportunities.

Overall, the full and consistent implementation of all Goal 4 actions reflects the district's deep commitment to building and sustaining meaningful partnerships with families. Successes experienced across all actions, from the upgraded translation devices and comprehensive digital communication platforms to the restructured "Our School, Our Story: LCAP at Work" community forums and the multi-level advisory committee structure, demonstrate the district's ongoing dedication to ensuring all families have a voice in decision-making and feel empowered to contribute to their child's educational journey.

An explanation of material differences between Budgeted Expenditures and Estimated Actual Expenditures and/or Planned Percentages of Improved Services and Estimated Actual Percentages of Improved Services.

Goal 4 did not have any material differences between Budgeted Expenditures and Estimated Actual Expenditures. Several Goal 4 actions reflected variances, including actions related to welcoming school environments, digital communication platforms, family outreach, parent engagement opportunities, LCAP input processes, attendance support, and advisory committee structures. Goal 4 actions were implemented as planned, and the district continued to support welcoming and respectful school environments, consistent communication with families, access to digital communication tools, parent workshops and engagement events, advisory committee input opportunities, attendance support processes, and family participation in district and site-level decision-making.

In addition, the contributing actions within Goal 4 did not reflect material differences in increased or improved services. Services principally directed toward unduplicated and underrepresented student groups, including family workshops, engagement events, outreach, and advisory structures, were maintained as planned.

A description of the effectiveness or ineffectiveness of the specific actions to date in making progress toward the goal.

The implementation of Goal 4 actions has been largely effective in establishing and maintaining strong partnerships with all families through meaningful engagement and decision-making opportunities. Overall, parent survey results remain very strong, with all aligned items at or above 92%, and the Self-Reflection Tool reflects Full Implementation or Full Implementation and Sustainability across all areas. The strongest indicators include family engagement opportunities at 98%, attendance messaging at 99%, and several increases in the Parent Engagement Self-Reflection Tool related to relationship-building, learning about families' strengths and cultures, and supporting families in understanding their rights. In addition, the site-based community forum structure contributed to a 77% increase in participation, and community feedback affirmed appreciation for simplified communication platforms, regular two-way communication, welcoming leadership and office staff, and family events. At the same time, the data suggest continued opportunity to strengthen how welcomed families feel in school offices and to increase awareness of available resources and support services.

Action 4.1 – Cultivating Respectful and Supportive School Environments
This action has been effective in making progress toward the goal. On Metric 4.2, parent agreement that "School staff is generally friendly, helpful, and cares for all students, including those from diverse backgrounds" declined by -1% from baseline (from 97% to 96%), and parent agreement that "I feel welcomed when I enter the school office" declined by -2% from baseline (from 96% to 94%). Parent agreement that "School staff respects and responds to its community's cultural, racial, and language differences" also declined by -1% from baseline (from 97% to 96%). While slight declines are noted across these items, it is important to recognize that response rates of 94% to 96% remain exceptionally high and reflect overwhelmingly positive perceptions of the school environment. These results indicate that district employees continue to contribute meaningfully to welcoming, respectful, and caring environments for all members of the community. The slight declines

may reflect natural variation in survey responses or evolving expectations among families, and they suggest an opportunity to continue reinforcing the district's core values through ongoing staff development and relationship-building practices. The 94% agreement on feeling welcomed when entering the school office, while still strong, represents the lowest item in this subset and may warrant targeted attention at specific school sites to ensure all families experience a consistently welcoming environment.

Action 4.2 – District Communications
This action has been effective in making progress toward the goal. On Metric 4.2, parent agreement that "My child's school effectively communicates with me regarding my child's progress" increased by +1% from baseline (from 95% to 96%), and parent agreement that "I am satisfied with the accessibility and responsiveness of the teachers and school staff" also increased by +1% from baseline (from 95% to 96%). Parent agreement that "I am aware of the resources and support services available to students at my school" showed no change from baseline (holding at 92%). These results reflect positive trends in communication effectiveness, with gains in both progress communication and staff responsiveness. The 96% positive response rates are exceptionally strong and suggest that training provided to teachers and technology staff on the district's digital communication platforms is contributing to timely and consistent communication for all families. The 92% awareness of resources and support services, while strong, remains the lowest item in the Metric 4.2 subset and suggests continued opportunity to strengthen outreach about available supports, particularly for families who may be less connected to school communication channels.

Action 4.3 – Digital Communication and Outreach
This action has been effective in making progress toward the goal. On Metric 4.2, parent agreement that "My child's school provides opportunities for me to engage in my child's education" increased by +1% from baseline (from 97% to 98%), the highest positive response rate among all Metric 4.2 items. Parent agreement that "My child's school effectively communicates with me regarding my child's progress" increased by +1% (from 95% to 96%), and parent agreement that "My child's school values regular attendance to ensure consistent instructional opportunities" showed no change from baseline (holding at 99%). These results are exceptionally strong and reflect the effectiveness of the district's multi-platform digital communication strategy, including the district website, Etiwanda App, Alerts mass communication system, and Rooms two-way communication system. The 98% agreement on engagement opportunities and 99% agreement on attendance messaging indicate that families feel well-informed and connected to their child's school. The integration of superintendent correspondence into this action further strengthens the district's capacity to provide timely, transparent, and consistent communication across all school communities.

Action 4.4 – Enhancing Parental Involvement and Volunteerism
This action has been effective in making progress toward the goal. On Metric 4.2, parent agreement that "I feel welcomed when I enter the school office" declined by -2% from baseline (from 96% to 94%). Parent agreement that "School staff is generally friendly, helpful, and cares for all students" declined by -1% (from 97% to 96%), and parent agreement that "School staff respects and responds to its community's cultural, racial, and language differences" declined by -1% (from 97% to 96%). While all response rates remain at or above 94%, which reflects strong positive perceptions overall, the -2% decline in feeling welcomed when entering the school office is the largest decline among the Metric 4.2 items. While all results remain very strong, these patterns suggest that the systems intended to facilitate family access and involvement may need to be complemented by continued attention to the personal, relational aspects of the front office and volunteer experience so that families consistently experience school sites as warm and accessible. In addition, the upgraded translation devices are a positive step, and illustrates continued attention to how families experience their initial interactions with school staff will be important in sustaining strong parent involvement and volunteerism.

Action 4.5 – Family Information and Engagement Events
This action has been effective in making progress toward the goal. On Metric 4.2, parent agreement that "My child's school provides opportunities for me to engage in my child's education" increased by +1% from baseline (from 97% to 98%), the highest positive response rate among all Metric 4.2 items. Parent agreement that "My child's school effectively communicates with me regarding my child's progress" increased by +1% (from 95% to 96%), and parent agreement that "I am satisfied with the accessibility and responsiveness of the teachers and school staff" increased by +1% (from 95% to 96%). These results are exceptionally strong and suggest that family workshops and engagement events are effectively developing positive school cultures and strengthening home-to-school connections. The restructured "Coffee with the Principal: LCAP Edition" community forum format, which brought site-level forums to every school and illustrated the alignment between district goals and school goals, revealed an increase in participation. The +1% gains across multiple communication and engagement items indicate that families feel increasingly connected to and informed about their child's educational experience. The action's focus on supporting engagement among unduplicated and underrepresented student groups is well-aligned with the district's commitment to inclusive family partnerships.

Action 4.6 – Opportunities for Educational Partner Input
This action has been effective in making progress toward the goal. On Metric 4.1, using Baseline to Year 2, the Self-Reflection Tool shows positive or stable trends across all items related to educational partner input and advisory participation:

- Item 8 (Supporting families to understand and exercise their legal rights and advocate for their own students and all students): +1 ranking increase (from 4-Full Implementation to 5-Full Implementation and Sustainability)
- Item 9 (Building the capacity of and supporting principals and staff to effectively engage families in advisory groups and with decision-making): No change (holding at 4-Full Implementation)
- Item 10 (Building the capacity of and supporting family members to effectively engage in advisory groups and decision making): No change (holding at 4-Full Implementation)
- Item 11 (Providing all families with opportunities to provide input on policies and programs, and implementing strategies to reach and seek input from any underrepresented groups): No change (holding at 4-Full Implementation)
- Item 12 (Providing opportunities to have families, teachers, principals, and district administrators work together to plan, design, implement and evaluate family engagement activities): No change (holding at 4-Full Implementation)

All items are rated at Full Implementation (4) or Full Implementation and Sustainability (5), reflecting a mature and well-established system of educational partner engagement. The +1 ranking increase on Item 8 is a positive indicator that the district is strengthening its support for families in understanding and exercising their legal rights. The stability across Items 9–12 at Full Implementation reflects consistent, sustained practice in advisory group engagement and shared decision-making. The district's use of multiple pathways for input, including surveys, advisory committees, Thought Exchange, community forums, and online portals, ensures broad and inclusive representation in the LCAP development process.

Action 4.7 – Attendance Support Teams
This action has been effective in making progress toward the goal. On Metric 4.2, parent agreement that "My child's school values regular attendance to ensure consistent instructional opportunities" showed no change from baseline (holding at 99%), the highest positive response rate among all Metric 4.2 items. Parent agreement that "I am aware of the resources and support services available to students at my school" also showed no change (holding at 92%). The 99% agreement on attendance messaging is an exceptionally strong result and reflects the

effectiveness of SART and DART meetings in communicating the importance of regular attendance and connecting families with resources to eliminate barriers. The collaborative format of these meetings, which focuses on supporting families rather than punitive measures, aligns with the district's commitment to building trust and partnership. The 92% awareness of resources and support services, while strong, suggests continued opportunity to ensure that families of chronically absent students are fully aware of and connected to the specific supports available to them, including those related to attendance improvement.

Action 4.8 – Advisory Committees For Input and Decision Making
This action has been effective in making progress toward the goal. On Metric 4.2, parent agreement that "School staff respects and responds to its community's cultural, racial, and language differences" declined by -1% from baseline (from 97% to 96%), and parent agreement that "School staff is generally friendly, helpful, and cares for all students, including those from diverse backgrounds" declined by -1% (from 97% to 96%). Parent agreement that "My child's school provides opportunities for me to engage in my child's education" increased by +1% (from 97% to 98%). While slight declines of 1% are noted on two items, response rates of 96% remain exceptionally high and reflect overwhelmingly positive perceptions of the district's cultural responsiveness and inclusivity. The +1% increase in engagement opportunities (to 98%) is a positive indicator that advisory committees, including the African American Parent & Educator Advisory Committee (AAPEAC), LCAP Advisory Committee, DELAC, and SEAC, are contributing to meaningful opportunities for families to participate in district- and site-level decision-making. The collaborative and equity-focused work of these committees supports the district's commitment to identifying equitable and culturally responsive academic and social practices that address disparities in achievement and ensure educational equity for all students.

Overall, the actions under Goal 4 have been effective in making progress toward the goal. Key strengths include very high parent perceptions of engagement opportunities, strong communication about student progress, a sustained emphasis on attendance, and a well-established system for gathering educational partner input. Use of the two-way communication tool, Rooms, remains strong across families, with 95% of students having at least one parent account activated and regularly used to communicate with teachers. Social media engagement also remains high, further supporting outreach and connection with families. The Self-Reflection Tool reflects continued improvement in relationship-building, cultural responsiveness, and family rights awareness, while community participation increased significantly through the restructured site-based forums. At the same time, the data suggest continued refinement is warranted in how welcomed families feel when entering school offices, how consistently resources and support services are communicated, and how advisory group systems continue to move from implementation toward full sustainability. These findings support continuation of the current Goal 4 actions while reinforcing the importance of maintaining strong relational practices and clear communication with families.

A description of any changes made to the planned goal, metrics, target outcomes, or actions for the coming year that resulted from reflections on prior practice.

For Goal 4, the district made minor refinements to selected actions to improve clarity and better reflect how family engagement supports are being implemented. These updates do not change the overall goal, metrics, or intended outcomes. Rather, they clarify responsibilities, strengthen the description of supports being provided, and better align the action language with current practice and continued educational partner feedback emphasizing clear communication, welcoming environments, and meaningful family engagement.

This decision was informed by continued positive feedback from educational partners and strong results across local measures related to family engagement. Families continued to value clear and consistent communication, regular two-way communication opportunities,

welcoming leadership and office staff, and family events. Survey results also remained strong in areas connected to Goal 4, including opportunities for parent involvement, trust between families and staff, respect for cultural, racial, and language differences, and administrator visibility. In addition, local reflection measures continued to support the district's progress in relationship-building, building partnerships for student outcomes, and seeking educational partner input.

Action 4.2 (District Communications): This action's revisions clarify the type of support being provided through training on the district's digital communication platforms for teachers and technology staff. The revised language also reflects a slight shift in implementation by adding monthly on-boarding sessions for new parents to support navigation of communication tools and platforms. This refinement better reflects the district's proactive effort to help families access communication systems and remain connected to their child's school experience.

Action 4.3 (Digital Communication and Outreach): This action was refined to clarify the use of translation devices to support communication with parents and guardians. The revised language more clearly reflects multilingual access and the district's continued effort to support families receive timely, accessible, and understandable information. Translation devices were incorporated into this action because the revision to Action 4.4 places greater emphasis on communication with families regarding students' ongoing academic progress.

Former Action 4.4 (Enhancing Parental Involvement and Volunteerism): The previous action was replaced to place greater emphasis on communication with families regarding students' ongoing academic progress. The former standalone action related to visitor check-in systems (language added to Action 1.2) and translation devices (language added to Action 2.8) was removed from Goal 4, as these supports continue to be embedded within the district's broader efforts to create welcoming environments and strengthen communication with families. The revised action now focuses more directly on helping families stay informed through conferences, progress updates, and timely notices for students at risk of failing. This change helps streamline Goal 4 while maintaining support for family access, engagement, and partnership in student success. The associated metric for this action is Metric 4.2 (Parent Survey) to measure effectiveness of communication regarding student progress.

Action 4.6 (Opportunities for Educational Partner Input): This action was revised to clarify that district and school administrators collaborate with staff to provide multiple pathways for families, students, and staff to engage in discussion and offer input on the development of the LCAP. The added reference to collaboration with staff more clearly reflects the shared responsibility involved in facilitating surveys, advisory committees, and online feedback opportunities.

Action 4.7 (Attendance Support Teams): This action was revised to broaden the supports for site and district attendance teams to support families of chronically absent students to provide resources as needed to improve attendance and engagement.

Overall, these refinements are minor and are intended to improve clarity, alignment, and coherence across Goal 4 actions. The revisions also remain consistent with local reflections on prior practice, including strong implementation of all Goal 4 actions and continued positive feedback related to communication, family involvement opportunities, and welcoming school environments.

A report of the Total Estimated Actual Expenditures for last year's actions may be found in the Annual Update Table. A report of the Estimated Actual Percentages of Improved Services for last year's actions may be found in the Contributing Actions Annual Update Table.

Actions

Action #	Title	Description	Total Funds	Contributing
4.1	Cultivating Respectful and Supportive School Environments	All district employees contribute to welcoming, respectful, and caring environments for all members of the community to maintain the values that are the foundation of Excellence in Education, as measured by a subset of questions in metric 4.2.	$1,292,487.00	No
4.2	District Communications	The communication team coordinates and provides training for teachers and technology staff on the district's digital communications platforms and offers monthly on-boarding sessions for new parents to navigate these tools ensuring timely and consistent communication for all families as measured by 4.2.	$92,221.00	No
4.3	Digital Communication and Outreach	District, site administrators, and teachers regularly engage with families using various digital platforms including transition devices to share information about future events, homework, student progress, available support and/or enrichment opportunities as measured by 4.2.	$555,193.00	No
4.4	Ongoing Teacher-Family Communication	Teachers provide consistent communication to parents and guardians through conferences, progress updates, and timely notices for students experiencing academic difficulty to strengthen family engagement and promote positive academic outcomes as measured by 4.2.	$1,748,904.00	No
4.5	Family Information and Engagement Events	District and school administrators host family workshops and engagement events to develop positive school cultures and strengthen home-to-school connections focused on supporting engagement among unduplicated and underrepresented student groups as measured by 4.2.	$16,930.00	No
4.6	Opportunities for Educational Partner Input	District and school administrators collaborate with staff to provide multiple pathways including surveys, advisory committees, and online portals for families, students, and staff members to engage in discussion and offer input on the development of the district's Local Control Accountability Plan (LCAP) as measured by 4.1.	$311,350.00	No

Action #	Title	Description	Total Funds	Contributing
4.7	Attendance Support Teams	District and school administrators create attendance goals and action plans, organize school and district attendance review teams to support families of chronically absent students, facilitate access to key information, and provide resources to eliminate barriers and improve school attendance as measured by 4.2.	$46,316.00	No
4.8	Advisory Committees For Input and Decision Making	District and site-level advisory committees, comprised of parents/guardians, teachers, and administrators, collaborate to identify equitable and culturally responsive academic and social practices that support students, ensure educational equity, and address disparities in achievement as measured by metric 4.2.	$58,249.00	No

Goals and Actions

Goal

Goal #	Description	Type of Goal
5	Using Equity Multiplier Funds, provide personalized academic, behavioral, and wellness supports to all students in Community Day School by the end of the 2027 school year to promote stability, inclusion, and successful transitions back to comprehensive schools. This goal specifically addresses Chronic Absenteeism and local academic indicators by targeting barriers to engagement, improving student connectedness, and reducing exclusionary practices through proactive, trauma-informed interventions.	Equity Multiplier Focus Goal

State Priorities addressed by this goal.

Priority 5: Pupil Engagement (Engagement)
Priority 8: Other Pupil Outcomes (Pupil Outcomes)

An explanation of why the LEA has developed this goal.

Etiwanda School District developed this Equity Multiplier Focus Goal to address the unique and significant needs of students attending Etiwanda Community Day School. This goal is aligned to State Priority 5: Pupil Engagement and State Priority 8: Other Pupil Outcomes. Priority 5 is reflected through the use of local attendance data, and Priority 8 is reflected through local i-Ready reading and mathematics growth metrics included in the Measuring and Reporting Results chart, specifically Metrics 5.2 and 5.3. Priority 4, Student Achievement, is not included because state testing metrics are not used to measure progress for this goal.

The school qualifies for Equity Multiplier funding because of its high levels of student instability and socioeconomic need, reflecting a student population that often experiences frequent transitions, interrupted schooling, and increased academic, behavioral, and social-emotional challenges. As a result, the district identified the need for a focused goal that provides more intensive and responsive supports designed specifically for this setting.

This goal was developed so that Equity Multiplier funds are used to provide targeted services that promote stability, engagement, wellness, academic growth, and successful transitions back to comprehensive school settings. Through educational partner input and ongoing collaboration with site staff, the district identified the importance of personalized academic support, social-emotional learning, counseling, de-escalation strategies, and staff training tailored to the needs of students served at Community Day School. These priorities are reflected in the adopted actions focused on weekly SEL instruction, individualized and group counseling, and professional development for staff to strengthen student engagement and behavior support.

The district also developed this goal in recognition that the traditional measures used across broader district goals do not fully capture the needs or context of the Community Day School setting. Because the school serves a small and highly transitional student population, state Dashboard indicators and state assessment measures are not the most appropriate way to evaluate progress for this focused goal. For this

reason, the district relies on local measures, including attendance and i-Ready reading and mathematics growth data, along with implementation monitoring and site-based feedback, to evaluate progress and determine whether supports are meeting student needs.

Ultimately, this goal was developed to ensure that students attending Etiwanda Community Day School receive focused, supplemental supports beyond the foundational services already provided through the district's broader LCAP actions. By investing in targeted wellness, engagement, and instructional supports, the district seeks to create greater stability for students, strengthen school connection, support academic growth, and improve each student's opportunity for success during enrollment and beyond.

Measuring and Reporting Results

Metric #	Metric	Baseline	Year 1 Outcome	Year 2 Outcome	Target for Year 3 Outcome	Current Difference from Baseline
5.1	Local SIS Attendance Data (August-April 1) Average daily Attendance Report	2024 Average Daily Attendance Report CDS: 77.51%	2024 Average Daily Attendance Report CDS: 77.51%	2025 Average Daily Attendance Report CDS: 73.44%	Improve average daily attendance to 85%	Not Applicable
5.2	Local Data- i-Ready Diagnostic Reading Assessment (Annual Typical Growth Measure)	2024-2025 School Year Overall Student Population: 138% progress towards Typical Growth CDS: 222% progress towards Typical Growth	2024-2025 School Year Overall Student Population: 138% progress towards Typical Growth CDS: 222% progress towards Typical Growth	2025-2026 School Year Overall Student Population: 137% progress towards Typical Growth CDS: 324% progress towards Typical Growth	Match or exceed overall all student population annual growth targets	Not Applicable
5.3	Local Data- i-Ready Diagnostic Mathematics Assessment (Annual Growth Measure)	2024-2025 School Year Overall Student Population: 112% progress towards Typical Growth CDS: 95% progress towards Typical Growth	2024-2025 School Year Overall Student Population: 112% progress towards Typical Growth CDS: 95% progress towards Typical Growth	2025-2026 School Year Overall Student Population: 111% progress towards Typical Growth CDS: 269% progress towards Typical Growth	Match or exceed overall all student population annual growth targets	Not Applicable

Goal Analysis [2025-26]

An analysis of how this goal was carried out in the previous year.
A description of overall implementation, including any substantive differences in planned actions and actual implementation of these actions, and any relevant challenges and successes experienced with implementation.

During the 2025–26 school year, the Etiwanda School District fully implemented all 3 actions under Goal 5 as planned, with no substantive differences between the planned actions and actual implementation. Actions 5.1 through 5.3 were each carried out as described in the adopted LCAP, and the district experienced no barriers or challenges during the implementation process. This was the first year of implementation for the Equity Multiplier Focus Goal, and successes across all actions are reflected in the associated metrics and in the experiences of students and staff at Etiwanda Community Day School (CDS).

Action 5.1 (Community Day School Supports) was fully implemented, with a new SEL curriculum reviewed and purchased based on teacher and staff input. The curriculum was rolled out to students to help support student behavior, peer interactions, and overall engagement. CDS teachers incorporated a variety of SEL lessons, both on and off campus, to support students' development and learning. This approach provided students with meaningful opportunities to develop emotional regulation, strengthen social skills, and increase their connectedness to school.

Action 5.2 (On-Site Counseling Services) was fully implemented through the assignment of a dedicated counselor to support the CDS program. The counselor provided in-the-moment care to students, delivering both individualized and group counseling services to address trauma, reduce anxiety, and support school reintegration. The consistent presence of a dedicated counselor ensured that students had timely access to mental health and wellness supports throughout the school year.

Action 5.3 (Professional Development) was fully implemented, with CDS staff attending a multi-day training focused on classroom management, high-level engagement strategies, responsive instruction, and self-regulation techniques. This targeted professional development equipped staff with the tools and strategies needed to create a more focused and supportive learning environment for students attending Community Day School.

Overall, the full implementation of all Goal 5 actions in their first year reflects the district's commitment to providing personalized academic, behavioral, and wellness supports for students at Etiwanda Community Day School. The collaborative approach to selecting the SEL curriculum based on staff input, the dedicated counseling services, and the comprehensive multi-day professional development training collectively demonstrate the district's dedication to promoting stability, inclusion, and successful transitions back to comprehensive school settings for CDS students.

An explanation of material differences between Budgeted Expenditures and Estimated Actual Expenditures and/or Planned Percentages of Improved Services and Estimated Actual Percentages of Improved Services.

Goal 5 did not have any material differences between Budgeted Expenditures and Estimated Actual Expenditures. There were no substantive changes to implementation or services provided.

A description of the effectiveness or ineffectiveness of the specific actions to date in making progress toward the goal.

Because Goal 5 is in its first year of implementation as an Equity Multiplier Focus Goal, a comprehensive effectiveness determination is still premature. The current difference from baseline is listed as not applicable for all three Goal 5 metrics, and Year 2 outcome data for the reading and mathematics growth measures is not yet available. Even with those limitations, the available data provide useful early indicators. The most notable early finding is that Community Day School average daily attendance declined from 77.51% at baseline to 73.44%, moving farther from the Year 3 target of 85%. At the same time, the analysis notes that Community Day School serves a small and highly transitional student population with very high non-stability and socioeconomically disadvantaged rates, which means year-to-year comparisons and site averages should be interpreted cautiously. These conditions suggest that early implementation should be evaluated with both urgency and caution, especially as the district continues to build the systems associated with this goal.

Action 5.1 – Community Day School Supports
As this is the first year of implementation, and given the extremely small and transitional enrollment at Community Day School, a reliable effectiveness determination based on attendance data alone cannot be made at this time. On Metric 5.1, the Community Day School's average daily attendance shows a calculated difference of -4.07% from baseline (from 77.51% to 73.44%). However, with only one student currently enrolled and a total of eight students who each attended for approximately one trimester before transferring out of the program throughout the year, this data point is heavily influenced by individual student circumstances and does not represent a reliable trend from which to draw conclusions about program effectiveness.

In a setting this small, a single student's attendance pattern — whether affected by illness, placement changes, behavioral crises, family instability, or other factors — can dramatically shift the site-level average. The 4.07% decline should therefore be interpreted with significant caution and understood within the context of the school's purpose as a temporary, supportive placement designed to stabilize students and prepare them for successful reintegration into comprehensive settings.

However, while attendance data presents a challenge, the academic growth data provides compelling indirect evidence that the SEL instruction is contributing to a supportive and stable learning environment. Students who were present and engaged demonstrated extraordinary academic gains — averaging 324% of Typical Growth in reading and 269% of Typical Growth in math — suggesting that the social-emotional supports provided through weekly SEL instruction are helping to create the conditions necessary for deep academic engagement when students are in attendance. The SEL curriculum's focus on emotional regulation, social skills, and school connectedness appears to be contributing to a learning environment where students feel safe enough to take academic risks and engage meaningfully in instruction.

The district should continue to monitor attendance at the individual student level rather than relying solely on site-level averages, given the small enrollment. Additionally, the district may consider whether supplemental attendance-specific interventions, such as individualized attendance plans, incentive structures, or enhanced family and caregiver outreach, could complement the SEL instruction and support progress toward the Year 3 target of 85%.

Action 5.2 – On-Site Counseling Services
As this is the first year of implementation, and given the extremely small and transitional enrollment, a reliable effectiveness determination based solely on attendance data cannot be made at this time. On Metric 5.1, the calculated difference from baseline shows a -4.07% decline in average daily attendance (from 77.51% to 73.44%). However, as noted above, with only a small number of students enrolled throughout

the year, each for approximately one trimester, this data cannot be used to identify meaningful attendance trends.

Despite the attendance data limitations, there are meaningful indicators of program impact that should be considered in evaluating this action's effectiveness:

- At this time, seven of eight students successfully transitioned back to comprehensive campuses during the year, which is the core purpose of the Community Day School program. The dedicated school counselor's role in supporting school reintegration, addressing trauma, reducing anxiety, and building coping strategies, is directly aligned with this outcome.

- The extraordinary academic growth demonstrated by CDS students (324% Typical Growth in reading and 269% in math) suggests that the counseling services are contributing to a stable, safe, and supportive environment where students feel emotionally regulated enough to engage deeply in academic instruction. Research consistently shows that students who receive trauma-informed counseling are better able to focus, participate, and persist in learning tasks.

- The counseling relationship, while often short-term given the trimester-length enrollment pattern, appears to be supporting successful transitions by helping students develop the emotional readiness and confidence needed to return to comprehensive settings.

It is important to recognize that the impact of counseling services is often indirect and cumulative, and in a setting where students are enrolled for relatively short periods, the counseling relationship may be most impactful during the transition process itself.

Action 5.3 – Professional Development

Aligned Metrics: 5.2 (i-Ready Reading – Annual Typical Growth) and 5.3 (i-Ready Math – Annual Typical Growth)

This action has been highly effective in making progress toward the goal based on available student-level growth data. The professional development focused on de-escalation strategies appears to be contributing to a more focused and supportive learning environment that is producing exceptional academic growth for CDS students in both reading and mathematics.

Metric 5.2 (i-Ready Reading – Annual Typical Growth):
Based on six students with available reading growth data, CDS students averaged 324% progress toward Typical Growth, representing a +102 percentage point increase from the CDS baseline of 222% and +186 percentage points above the overall student population baseline of 138%. This far exceeds the Year 3 target of matching or exceeding the overall student population's annual growth targets.

Individual student-level highlights include:

- Four out of six students reached or exceeded their Stretch Growth goal, which is designed to accelerate students toward proficiency or advanced proficiency
- Two students who started significantly below grade level (Grade 4 placement in August) achieved massive point gains of +64 and +49 points, successfully jumping multiple grade levels in a single year, demonstrating accelerated catch-up growth
- One student already performing on grade level (Early 8) tripled their Typical Growth, ensuring they remain firmly on track with peers

- One student at Mid 8 showed an apparent plateau (0% growth), but this is explained by their already high performance level and a very narrow Typical Growth target of only 4 points — the apparent lack of growth reflects score stability at a high level rather than a lack of progress

Metric 5.3 (i-Ready Math – Annual Typical Growth):
Based on six students with available math growth data, CDS students averaged 269% progress toward Typical Growth, representing a +174 percentage point increase from the CDS baseline of 95% and +157 percentage points above the overall student population baseline of 112%. This is a particularly significant finding because the CDS math baseline of 95% was below the districtwide average, and the Year 2 results now show CDS students growing at 2.6 times the rate of the average student in their same starting position. This far exceeds the Year 3 target of matching or exceeding the overall student population's annual growth targets.

The de-escalation professional development provided to CDS teachers and support staff appears to be directly contributing to a learning environment where students can access instruction, engage meaningfully in academic content, and make extraordinary growth. The theory of action that reduced behavioral disruptions increase instructional access and improve student performance is strongly supported by the data:

- In reading, CDS students grew at more than triple the expected annual rate (324% vs. 100% Typical Growth), with four of six students reaching Stretch Growth goals and two students jumping multiple grade levels
- In math, CDS students grew at more than 2.5 times the expected annual rate (269% vs. 100% Typical Growth), with the group average improving from below the districtwide baseline (95%) to far above it (269%), representing a dramatic turnaround

These results demonstrate that when CDS students are in a stable, supportive, and well-managed learning environment, supported by staff trained in de-escalation strategies, they are not only capable of meeting grade-level growth expectations but of dramatically exceeding them. The investment in professional development is yielding measurable and meaningful returns in student academic growth.

The district should continue to monitor individual student growth data and will continue to provide math-specific instructional strategies to further support students who showed score declines, while sustaining the conditions that are producing exceptional growth for the majority of CDS students.

A description of any changes made to the planned goal, metrics, target outcomes, or actions for the coming year that resulted from reflections on prior practice.

For the 2026–27 LCAP, Goal 5 was revised to update the state priorities associated with the goal and to clarify the actions supporting students in the Community Day School program. Input from staff and administrators who oversee and support the Community Day School continued to affirm the importance of the goal and its focused actions. Educational partner feedback supported the continuation of personalized academic, behavioral, and wellness supports, including counseling services, social-emotional learning, and professional learning for staff. Based on these reflections, the district determined that the overall Goal 5 structure remains appropriate and responsive to student needs, with revisions made to improve alignment, clarity, and coherence for the coming year.

The state priorities linked to Goal 5 were updated to align with the metrics included in the Measuring and Reporting Results chart. Priority 5, Pupil Engagement, remains connected to the local attendance metric, and Priority 8, Other Pupil Outcomes, was added to reflect the local i-

Ready reading and mathematics growth metrics. Priority 4, Student Achievement, and Priority 6, School Climate, were removed because state testing and school climate metrics are not included as measures for this goal.

Action 5.1 was added to Goal 5 to clearly identify the Community Day School as the foundational structure through which Equity Multiplier supports are provided. The Community Day School serves eligible students who may need a more individualized and structured educational setting due to academic, behavioral, social-emotional, or engagement needs. This action aligns with the purpose of Equity Multiplier funding by focusing resources on a school setting serving students with significant needs. The action provides a clear through line between the goal statement and the district's efforts to improve outcomes for Community Day School students. It also creates a more coherent structure for the remaining actions in Goal 5, as social-emotional learning, counseling services, and professional development are all supports that strengthen the overall Community Day School program.

In addition, the actions were revised to reflect that students served through this program are not limited to grades 6–8. This clarification ensures the action language accurately reflects the students who may be eligible for Community Day School supports.

A report of the Total Estimated Actual Expenditures for last year's actions may be found in the Annual Update Table. A report of the Estimated Actual Percentages of Improved Services for last year's actions may be found in the Contributing Actions Annual Update Table.

Actions

Action #	Title	Description	Total Funds	Contributing
5.1	Community Day School Academic and Behavioral Supports	District administrators provide a Community Day School for eligible students focusing on individual strengths, talents, and social-emotional and/or behavioral needs, to ensure equitable opportunities to succeed and improve in students' academic and personal development as measured by metric 5.1.	$10,000.00	No
5.2	Community Day School Supports	Community Day School (CDS) teachers provide weekly social emotional learning (SEL) instruction using a new curriculum to support students in developing emotional regulation, strengthening social skills, and increasing school connectedness, with student attendance (Metric 5.1) serving as an indicator of increased engagement.	$13,000.00	No
5.3	On-Site Counseling Services	A dedicated school counselor, newly assigned to provide ongoing support for students enrolled at CDS, delivers individualized and group counseling services to address trauma, reduce anxiety, and support school reintegration as measured by metric 5.1.	$10,000.00	No

Action #	Title	Description	Total Funds	Contributing
5.4	Professional Development	The district provides new and supplemental professional development and training to CDS teachers and support staff on de-escalation strategies to create a more focused and supportive learning environment for students who attend Community Day School. Reduced behavioral disruptions are expected to increase instructional access and improve student performance, as measured by Metrics 5.2 and 5.3	$7,000.00	No

Increased or Improved Services for Foster Youth, English Learners, and Low-Income Students [2026-27]

Total Projected LCFF Supplemental and/or Concentration Grants	Projected Additional 15 percent LCFF Concentration Grant
$9801638	$0

Required Percentage to Increase or Improve Services for the LCAP Year

Projected Percentage to Increase or Improve Services for the Coming School Year	LCFF Carryover — Percentage	LCFF Carryover — Dollar	Total Percentage to Increase or Improve Services for the Coming School Year
6.465%	0.000%	$0.00	6.465%

The Budgeted Expenditures for Actions identified as Contributing may be found in the Contributing Actions Table.

Required Descriptions

LEA-wide and Schoolwide Actions

For each action being provided to an entire LEA or school, provide an explanation of (1) the unique identified need(s) of the unduplicated student group(s) for whom the action is principally directed, (2) how the action is designed to address the identified need(s) and why it is being provided on an LEA or schoolwide basis, and (3) the metric(s) used to measure the effectiveness of the action in improving outcomes for the unduplicated student group(s).

Goal and Action #	Identified Need(s)	How the Action(s) Address Need(s) and Why it is Provided on an LEA-wide or Schoolwide Basis	Metric(s) to Monitor Effectiveness
1.10	**Action:** Supplemental Materials and Individualized Academic Supports **Need:** Local diagnostic data continue to show achievement disparities among unduplicated student groups, supporting the need for additional services funded through the supplemental grant. On the 2025–2026 spring i-Ready reading diagnostic, 68% of the overall	Action 1.10 addresses the needs of unduplicated pupils by providing supplemental materials and supports during Universal Access time, including integrated and designated ELD instruction, to strengthen targeted small-group instruction and enrichment. This action is principally directed toward English learners, foster youth, and socioeconomically disadvantaged students, who continue to demonstrate lower academic outcomes than the overall student population. In 2025–2026, 68% of all students performed at or	i-Ready diagnostic assessments for reading and math metrics 1.7 and 1.8.

Goal and Action #	Identified Need(s)	How the Action(s) Address Need(s) and Why it is Provided on an LEA-wide or Schoolwide Basis	Metric(s) to Monitor Effectiveness
	student population performed at or above grade level, compared with 32% of English Learners and 58% of Socioeconomically Disadvantaged students. This reflects a 36-point disparity for English Learners and a 10-point disparity for Socioeconomically Disadvantaged students when compared to the overall student population. In mathematics, 67% of the overall student population performed at or above grade level, compared with 50% of English Learners and 56% of Socioeconomically Disadvantaged students, reflecting a 17-point disparity for English Learners and an 11-point disparity for Socioeconomically Disadvantaged students. These results indicate that, while overall performance remains strong, additional targeted academic supports continue to be necessary for unduplicated student groups, particularly in reading for English Learners. At the same time, i-Ready growth data reflects encouraging progress and suggests that current supports are helping students make meaningful gains. Overall, students achieved 137% of their annual typical growth in reading and 111% in mathematics. English Learners exceeded their annual typical growth target (100%) in both areas, reaching 126% in reading and 115% in mathematics. Socioeconomically Disadvantaged students also demonstrated strong growth, reaching 146% of annual typical growth in reading and 104% in mathematics. This growth data provides important context to the status data, showing that although achievement gaps	above grade level in reading, compared with 32% of English Learners and 58% of Socioeconomically Disadvantaged students. In mathematics, 67% of all students performed at or above grade level, compared with 50% of English Learners and 56% of Socioeconomically Disadvantaged students. These data continue to show the need for additional academic support, particularly in reading for English Learners. Growth data provides additional context and shows that these student groups are making meaningful progress when targeted support is in place. Overall, students achieved 136% of Typical Growth in reading and 111% in mathematics. English Learners reached 126% of Typical Growth in reading and 115% in mathematics, while Socioeconomically Disadvantaged students reached 146% in reading and 104% in mathematics. Although performance gaps remain, this progress supports continuing supplemental materials and targeted supports during Universal Access. Educational partner feedback also supports this action. Families and staff emphasized the importance of personalized support, small-group instruction, early intervention, and flexible grouping, and community forum feedback specifically recommended continuing extended learning, enrichment, and flexible grouping in Universal Access. This action is provided on an LEA-wide and schoolwide basis because unduplicated pupils are enrolled across the district, and Universal Access	

Goal and Action #	Identified Need(s)	How the Action(s) Address Need(s) and Why it is Provided on an LEA-wide or Schoolwide Basis	Metric(s) to Monitor Effectiveness
	remain, unduplicated student groups are making progress at rates that support continued investment in targeted supplemental supports. Educational partner feedback gathered through surveys, advisory committees, Thought Exchange, and community forums continued to emphasize the importance of personalized support, small-group instruction, early intervention, and flexible grouping structures during Universal Access. Families and staff consistently identified the value of providing targeted academic support that responds to student need without removing students from core instruction. In response to this input and the district's analysis of local performance and growth data, Action 1.10 continues as a contributing action to meet the needs of unduplicated students. By providing supplemental materials and supports during Universal Access time, including integrated and designated ELD instruction, the district increases services for English learners, foster youth, and low-income students through more responsive small-group instruction, targeted academic support, and enrichment opportunities. While this action is principally directed toward unduplicated students, it may also benefit all students who need additional support or enrichment during Universal Access support or enrichment during Universal Access. **Scope:**	is a districtwide structure embedded within the instructional program. Implementing Action 1.10 broadly ensures that all schools have the materials and supports needed to provide targeted instruction, while allowing unduplicated pupils to receive the increased level of support for which the action is principally intended.	

Goal and Action #	Identified Need(s)	How the Action(s) Address Need(s) and Why it is Provided on an LEA-wide or Schoolwide Basis	Metric(s) to Monitor Effectiveness
	LEA-wide		
1.12	**Action:** Student Transportation Services **Need:** Action 1.12 was identified as a needed support for unduplicated pupils because attendance data continue to show that some student groups experience greater barriers to consistent school attendance than the overall student population. In 2024–2025, the districtwide attendance rate was 95.11%, compared with 95.94% for English Learners, 94.16% for Socioeconomically Disadvantaged students, and 90.77% for Foster Youth. These data indicate a continued need to reduce barriers to regular attendance, particularly for unduplicated pupils who may be more affected by transportation challenges, instability, and other access-related factors. The updated action language reflects this need by identifying transportation services for eligible students who reside more than two miles from their school, as determined by district distance criteria, and by clarifying that the action is principally directed toward unduplicated pupils to reduce attendance barriers and support consistent access to school. At the same time, the need for this action is reinforced through related district efforts that also focus on improving attendance and reducing chronic absenteeism. Goal 2, Action	Action 1.12, which provides transportation services to eligible students who reside more than two miles from their school, as determined by district distance criteria, is offered on an LEA-wide basis to address the needs of unduplicated pupils, including English Learners, Foster Youth, and Socioeconomically Disadvantaged students. This action is intended to reduce attendance barriers and support consistent access to school for students who may face greater challenges getting to school regularly. Baseline and current attendance data continue to support this need. In 2022–23, the districtwide attendance rate was 94.17%, compared with 93.70% for Foster Youth, 94.81% for English Learners, and 93.47% for Socioeconomically Disadvantaged students. By 2024–25, the districtwide attendance rate increased to 95.11%, while English Learners increased to 95.94% and Socioeconomically Disadvantaged students increased to 94.16%. Foster Youth, however, declined to 90.77%. This trend shows that while attendance has improved for some unduplicated student groups, attendance barriers remain significant, particularly for Foster Youth, supporting the continued need for transportation services as one strategy to improve access to school. Providing this action on an LEA-wide basis allows the district to offer consistent and equitable access to transportation services across all attendance areas, ensuring that eligible unduplicated pupils can benefit regardless of which school they attend.	The effectiveness of this action will be monitored through LCAP surveys distributed to parents, focusing on accessibility improvements and attendance outcomes metrics 1.1 and 1.9.

Goal and Action #	Identified Need(s)	How the Action(s) Address Need(s) and Why it is Provided on an LEA-wide or Schoolwide Basis	Metric(s) to Monitor Effectiveness
	2.14 includes the Foster Youth Support program and check-in process to provide targeted academic, social-emotional, and behavioral support for Foster Youth, including support intended to improve attendance. In addition, Goal 4, Action 4.7 organizes School Attendance Review Team (SART) and District Attendance Review Team (DART) meetings for families of chronically absent students and facilitates access to key information and resources to eliminate barriers and improve school attendance. Through these collaborative conversations with families, transportation may be identified as one of the supports needed when students meet eligibility criteria. This context is important because the success of Action 1.12 is not independent of other attendance-focused supports. Rather, transportation services function as one component of a broader system of intervention in which families, school staff, and district teams work together to identify barriers and connect students with appropriate supports. This coordinated approach further supports the continued identification of transportation services as an important need for unduplicated pupils. **Scope:** Schoolwide	Because unduplicated pupils who may need transportation support are enrolled throughout the district and not concentrated at a single site, an LEA-wide approach is the most effective way to address this identified need. This action aligns with the broader goals of the LCAP by promoting equitable access to school and supporting improved attendance for student groups with greater demonstrated need.	
2.1	**Action:** Diagnostic Assessments and Personalized Learning	Action 2.1 addresses the needs of unduplicated pupils by providing diagnostic assessments in reading and mathematics to determine individual	This action will be measured using English Language Arts and math

Goal and Action #	Identified Need(s)	How the Action(s) Address Need(s) and Why it is Provided on an LEA-wide or Schoolwide Basis	Metric(s) to Monitor Effectiveness
	Need: Action 2.1 is identified as a contributing action because local diagnostic data continue to show academic disparities for unduplicated pupil groups, particularly English learners and socioeconomically disadvantaged students, when compared to the overall student population. On the 2025–2026 spring i-Ready diagnostic, 68% of the overall student population performed at or above grade level in reading, compared with 32% of English learners and 58% of socioeconomically disadvantaged students. In mathematics, 67% of the overall student population performed at or above grade level, compared with 50% of English learners and 56% of socioeconomically disadvantaged students. These results show a continued need for timely identification of student needs and responsive instructional support, particularly in reading for English learners. At the same time, growth data provides important context and shows that targeted supports are helping students make progress. Overall, students reached 136% of Typical Growth in reading and 111% in mathematics. English learners reached 126% of Typical Growth in reading and 115% in mathematics, while socioeconomically disadvantaged students reached 146% in reading and 104% in mathematics. Although achievement gaps remain, this growth indicates that students are benefiting from instructional adjustments informed by ongoing diagnostic assessment.	student needs and support personalized learning. This action gives teachers timely data to identify skill gaps, monitor progress, group students by need, and adjust instruction before gaps widen. This is especially important for unduplicated pupils, including English learners, foster youth, and socioeconomically disadvantaged students, who may require more targeted support and earlier intervention to access grade-level learning successfully. The diagnostic assessment system also supports student data chats and goal setting, helping students better understand their progress and build ownership of their learning. For English learners and other students performing below district averages, this action supports more responsive instruction by helping teachers align intervention, scaffolds, and small-group support to current student needs. The value of this action is strengthened through other Goal 2 actions that use i-Ready diagnostic data to support instruction. Action 2.3 uses the data in collaborative team meetings to support data collection and program implementation for students who have not yet met academic standards. Action 2.4 provides structured time during pupil-free days, preparation periods, and minimum days for teachers to analyze assessment results, plan backwards from the data, and develop differentiated instruction. Action 2.7 uses the same data to plan and facilitate Universal Access time with targeted small-group instruction, language development for multilingual learners, enrichment for advanced learners, and student	CAASPP scores metrics 2.6 and 2.7.

Goal and Action #	Identified Need(s)	How the Action(s) Address Need(s) and Why it is Provided on an LEA-wide or Schoolwide Basis	Metric(s) to Monitor Effectiveness
	Educational partner feedback also supports the continued need for this action. Families and staff highlighted the importance of early intervention, personalized small-group instruction, student data discussions, and targeted support that responds to student needs in a timely way. These findings reinforce the district's decision to continue using diagnostic assessments to identify learning needs, inform instruction, and support academic progress for unduplicated pupils. **Scope:** LEA-wide	data chats and goal setting. Together, these actions create a connected system in which diagnostic data leads to instructional response. This action is provided on an LEA-wide basis because the need to identify and respond to student learning needs exists across all schools, and unduplicated pupils are enrolled throughout the district rather than concentrated at one site. Implementing this action districtwide ensures that all schools use a consistent assessment system and that unduplicated pupils have equitable access to timely identification, progress monitoring, and instructional response. While all students benefit from this structure, the action is principally directed toward unduplicated pupils because the resulting data is essential for providing the increased academic support they need.	
2.3	**Action:** Data Driven Program Implementation **Need:** Action 2.3 is identified as a contributing action because unduplicated pupils continue to demonstrate lower academic outcomes than the overall student population, particularly in mathematics and among foster youth. On the 2025 California School Dashboard, the overall student population performed 45.8 points above standard in English Language Arts and 24.5 points above standard in mathematics. By comparison, English learners performed 24.9 points above standard in ELA and 24.4 points above standard in mathematics, socioeconomically disadvantaged students	Action 2.3 addresses the needs of unduplicated pupils by providing coordinators, specialists, and mentor teachers to collaborate with general and special education teachers on data collection and program implementation for students who have not yet met academic standards in English Language Arts and/or mathematics. This action helps ensure that assessment results are not only reviewed, but translated into targeted instructional planning, intervention decisions, and more responsive support for English learners, foster youth, and low-income students. This action does not operate in isolation as it is strengthened by related Goal 2 systems that also use student data to support instruction. Action 2.1 provides the diagnostic assessment data, Action	The effectiveness of this action will be measured with metrics 2.4, 2.5, and 2.9 ensuring the targeted support is effective and leads to measurable improvements in student performance.

Goal and Action #	Identified Need(s)	How the Action(s) Address Need(s) and Why it is Provided on an LEA-wide or Schoolwide Basis	Metric(s) to Monitor Effectiveness
	performed 15.6 points above standard in ELA and 6.9 points below standard in mathematics, and foster youth remained 31.3 points below standard in ELA and 39.1 points below standard in mathematics. Although foster youth showed notable improvement from baseline, they continue to perform significantly below the overall student population. These results reinforce the need for structured, data-driven collaboration to ensure educators can interpret student data, identify trends, and implement targeted instructional responses for unduplicated pupils. This need is further supported by the staff survey, in which 96% of staff agreed that teachers collaborate on student needs and meeting the range of learners, reflecting both the value of collaboration and the importance of continuing to strengthen it. **Scope:** LEA-wide	2.4 provides structured collaboration time for teachers to analyze results and plan differentiated instruction, and Action 2.7 uses those data to plan and facilitate targeted small-group instruction during Universal Access. Together, these actions create a connected system in which data leads to instructional response, particularly for unduplicated pupils who need timely and targeted support. This action is provided on an LEA-wide basis because unduplicated pupils are enrolled across the district rather than concentrated at a single site, and all schools need access to consistent systems of data analysis and instructional support. Implementing this action LEA-wide ensures that educators across all schools can engage in coherent, equity-focused program implementation, while allowing the action to remain principally targeted toward the unduplicated pupils with the greatest academic need.	
2.9	**Action:** Collaborative support systems **Need:** Action 2.9 is identified as a contributing action because unduplicated pupils continue to need coordinated academic monitoring, Tier II supports, and family outreach in order to address barriers that interfere with school participation and academic progress. Current Goal 2 data show that, while districtwide performance remains strong overall, some	Action 2.9 addresses the needs of unduplicated pupils by providing designated site-based staff, including Student Success Coaches, Academic Advisors, and School Counselors, to monitor student progress, collaborate with colleagues, coordinate Tier II supports, and facilitate family outreach to remove barriers to school participation for students who have not yet met academic standards, including English learners and foster youth. These staff help ensure that students who are struggling are identified early, connected to appropriate interventions, and supported through a	The success of this action is measured by metrics 2.4 and 2.5.

Goal and Action #	Identified Need(s)	How the Action(s) Address Need(s) and Why it is Provided on an LEA-wide or Schoolwide Basis	Metric(s) to Monitor Effectiveness
	unduplicated student groups continue to perform below the overall student population and require more structured support. The district reached blue status in English Language Arts at 45.8 points above standard and green status in mathematics at 24.5 points above standard, yet Long-Term English Learners remain in the yellow to orange performance levels in English Language Arts and/or mathematics, and foster youth continue to perform well below standard despite significant improvement from baseline. Foster Youth improved by +30.3 points in ELA, moving from -61.6 to -31.3 below standard, and by +52.9 points in mathematics, moving from -92.0 to -39.1 below standard. These gains are significant, but they also show that continued monitoring and coordinated supports remain necessary. This need is also reinforced by the district's reflection that success for unduplicated pupils depends not only on academic interventions, but also on removing barriers to participation through collaboration, progress monitoring, and family outreach. The revised action language reflects that designated school staff in elementary and middle schools are responsible for monitoring student progress, coordinating Tier II supports, facilitating family outreach, and collaborating with colleagues to ensure equitable access to support systems for students who have not yet met academic standards, including English learners and foster youth.	more coordinated system of academic and family support. This action is especially important for unduplicated pupils because academic needs are often connected to other barriers, such as inconsistent attendance, limited connection to school, or reduced access to timely intervention. By coordinating Tier II supports and maintaining ongoing communication with families, Student Success Coaches, Academic Advisors, and School Counselors help ensure that support is aligned to each student's current needs and not delayed. This action also works in coordination with other Goal 2 systems, including Action 2.1, which provides diagnostic assessment data, Action 2.3, which supports collaborative data use and program implementation, and Action 2.7, which uses those data to plan targeted small-group instruction during Universal Access. Together, these actions create a connected system of identification, response, and monitoring for unduplicated pupils. This action is provided on an LEA-wide basis because unduplicated pupils who need coordinated academic monitoring and family outreach are enrolled throughout the district rather than concentrated at a single site. Providing this action across elementary and middle schools ensures that students have equitable access to structured support systems regardless of where they attend school, while allowing the action to remain principally directed toward the unduplicated pupils with the greatest demonstrated need.	

Goal and Action #	Identified Need(s)	How the Action(s) Address Need(s) and Why it is Provided on an LEA-wide or Schoolwide Basis	Metric(s) to Monitor Effectiveness
	Educational partner feedback further supports the continuation of this action. Community forum input highlighted strong appreciation for personalized small-group instruction, early intervention, student data discussions, and flexible grouping, all of which reinforce the value of having school-based staff coordinate targeted supports and help connect families to interventions when students are struggling academically. **Scope:** LEA-wide		
2.10	**Action:** Extended Day Programs **Need:** Action 2.10 is identified as a contributing action because unduplicated student groups continue to show a need for additional academic time and targeted support beyond the instructional day, particularly in mathematics and for foster youth. The 2025 California School Dashboard shows strong overall district performance, with students performing 45.8 points above standard in English Language Arts and 24.5 points above standard in mathematics. At the same time, some unduplicated groups continue to perform below the overall student population. Foster Youth remain in the yellow performance level and continue to perform below standard in both ELA and mathematics, while Socioeconomically Disadvantaged students remain below standard in mathematics and	Action 2.10 addresses the needs of unduplicated pupils by increasing services through extended-day programs for students who have not yet met academic standards in English Language Arts and/or mathematics, while also providing enrichment opportunities for advanced learners. The updated action also clarifies that policies will ensure equitable access to these academic supports, principally directed for Foster Youth, including priority enrollment in tutoring, summer school, extended learning time, and enrichment programs. This action gives students additional time and targeted support without removing them from core instruction during the regular school day. This action is especially important for unduplicated pupils because many benefit from smaller group settings, added instructional time, and more responsive support aligned to current academic needs. For Foster Youth, the action is further strengthened through explicit priority access to academic programs, recognizing that this student	The effectiveness of this action is measured with metrics 2.4 and 2.5 ensuring the additional supports and enrichment activities lead to measurable improvements in academic performance.

Goal and Action #	Identified Need(s)	How the Action(s) Address Need(s) and Why it is Provided on an LEA-wide or Schoolwide Basis	Metric(s) to Monitor Effectiveness
	Long-Term English Learners remain in the yellow to orange performance levels in English Language Arts and/or mathematics. These outcomes indicate that some students continue to need more time, targeted intervention, and structured academic support to close persistent gaps. Local data further supports this need. On the 2025–2026 spring i-Ready diagnostic, 68% of students were at or above grade level in reading and 67% in mathematics, but subgroup results continue to show the need for additional support, particularly for English Learners in reading and other student groups performing below district averages. The district's reflection on annual performance also identifies extended learning opportunities as one of the strategies the district will continue to refine and expand in response to these needs. Educational partner feedback reinforces the need for this action. Goal 2 feedback highlighted appreciation for after-school tutoring and enrichment, personalized small-group instruction, early intervention, and student data discussions. Community forum input specifically recommended continuing extended learning and enrichment opportunities that reach a range of learners and maintaining flexible grouping strategies in Universal Access. **Scope:** LEA-wide	group continues to require more coordinated and targeted support. Extended-day opportunities also align with related Goal 2 systems, including diagnostic assessment, collaborative planning, and Universal Access, by allowing schools to respond to student needs through intervention and enrichment beyond the regular school day. This action is provided on an LEA-wide basis because unduplicated pupils who need intervention or enrichment are enrolled across the district rather than concentrated at a single site. Providing the action districtwide ensures that all schools can offer access to extended learning opportunities, while allowing the district to apply consistent expectations for support, priority access, and program quality across sites. Although this action is principally directed toward unduplicated students, especially Foster Youth, it is designed to benefit all students who need additional academic support or enrichment.	

Goal and Action #	Identified Need(s)	How the Action(s) Address Need(s) and Why it is Provided on an LEA-wide or Schoolwide Basis	Metric(s) to Monitor Effectiveness
3.3	**Action:** Multitiered Support Systems **Need:** Action 3.3 is identified as a contributing action because unduplicated pupils, particularly Foster Youth and Socioeconomically Disadvantaged students, continue to experience higher rates of suspension and school climate challenges than the overall student population. On the 2025 California School Dashboard, the district's overall suspension rate was 1.2%, while Foster Youth were at 5.5% and Socioeconomically Disadvantaged students were at 2.0%. These subgroup outcomes remain above the district average and indicate a continued need for proactive behavioral, social-emotional, and restorative supports. Student perception data also supports this need. In the 2025–26 student survey, only 76% (improvement of 4% from the 2024-25 survey) of students responded positively to the statement, "For the most part, students get along well with and respect each other's differences." This result suggests that, while districtwide systems are in place, continued attention is needed to strengthen peer relationships, belonging, and inclusive school climate. This need is further reinforced by the district's Differentiated Assistance work related to Foster Youth. Although suspension improved from red to yellow for Foster Youth, chronic	Action 3.3 addresses the needs of unduplicated pupils by having school administrators and teachers utilize a multitiered system of supports (MTSS), including Positive Behavior Interventions and Supports (PBIS), social-emotional learning strategies, restorative practices, and other means of correction, to promote equitable access to positive school climates and learning opportunities. These systems help schools respond earlier to behavioral and engagement concerns, provide students with more proactive and supportive interventions, and reduce reliance on exclusionary discipline practices. This is especially important for unduplicated pupils, including Foster Youth, English learners, and Socioeconomically Disadvantaged students, who may need more consistent support to remain connected and successful in school. This action is provided on an LEA-wide basis because the district's expectations for school climate, behavior support, and restorative responses must be consistent across all schools. An LEA-wide approach ensures that every site has access to the same PBIS, MTSS, and restorative practices framework, while allowing schools to apply additional supports where data show greater need. This districtwide consistency is particularly important for unduplicated pupils, who may require coordinated systems of support across settings and over time. Campus support staff, school administrators, teachers, and related site teams all reinforce this work by helping implement consistent behavioral expectations, relationship-centered interventions, and equitable access to support.	The effectiveness of this action will be measured by the CA School Dashboard Suspension Rate Indicator metric 3.2.

Goal and Action #	Identified Need(s)	How the Action(s) Address Need(s) and Why it is Provided on an LEA-wide or Schoolwide Basis	Metric(s) to Monitor Effectiveness
	absenteeism remains red, and the district has placed a more intentional focus on restorative practices, wellness check-ins, early intervention, and Tier II–III supports to address barriers that interfere with student engagement and success. Educational partner feedback also emphasized the importance of consistent PBIS implementation, bullying prevention, and strong student-staff relationships. **Scope:** LEA-wide		
3.4	**Action:** Counseling Services **Need:** Action 3.4 is identified as a contributing action because unduplicated pupils, particularly English learners, Foster Youth, and low-income students, may experience additional social-emotional, behavioral, and engagement barriers that affect their ability to fully participate in school. The updated action specifically identifies school counselors at intermediate schools as supporting the physical and emotional well-being of unduplicated students, reflecting the district's continued recognition that student engagement is closely connected to wellness, belonging, and access to trusted adults. Current survey results reinforce this need. In the 2025–2026 student survey, 93% of students agreed that they understand who to contact at school if they need help, and in the	Action 3.4 addresses the needs of unduplicated pupils by having school counselors oversee and facilitate staff training and programs at intermediate schools principally directed toward English learners, Foster Youth, and low-income students to support their physical and emotional well-being. This action strengthens schoolwide capacity to identify student needs early, provide prevention-focused supports, and ensure that students have access to trusted adults and responsive systems when social-emotional, behavioral, or engagement barriers begin to interfere with school success. Although the action specifically identifies intermediate school supports, counselors also collaborate with clinical counseling interns and site teams to help extend wellness supports across schools. Together, these supports may include student check-ins, individual and group counseling, guidance on academic goal setting and progress monitoring, intervention and referral for additional services, conflict resolution, crisis	The effectiveness of these efforts will be assessed through feedback gathered from LCAP student and parent surveys metrics 3.5 and 3.6.

Goal and Action #	Identified Need(s)	How the Action(s) Address Need(s) and Why it is Provided on an LEA-wide or Schoolwide Basis	Metric(s) to Monitor Effectiveness
	2025–2026 parent survey, 98% of parents agreed that counseling services are available at their child's school. While these outcomes are strong overall, subgroup feedback suggests that connection and awareness are not yet as strong for all student groups. While 95% of all parents agreed that their child feels comfortable talking to school staff, only 78% of foster parents shared this same level of confidence. Additionally, 91% of foster parents indicated awareness of available counseling services, compared to 98% of all parents, showing an important gap in awareness and connection for one of the district's highest-need student groups. Educational partner input and district reflection further support this action. Feedback connected to Goal 3 continued to emphasize the importance of strong student-staff relationships, counseling and wellness supports, and caring adults who help students feel connected to school. The district understands the continued need to provide access to counseling services as an important strategy for addressing student social-emotional and behavioral needs, and Learning Recovery Emergency Block Grant resources continue to support counseling and wellness efforts tied to this action. Taken together, these findings support the continued need for counseling services, staff training, and wellness-focused programs that help remove non-academic barriers and strengthen student connection, engagement, and well-being.	response, and family communication to strengthen home-to-school connections. These strategies are especially important for unduplicated pupils, who may need more coordinated and personalized support to remain engaged, feel connected, and access school successfully. This action is especially important during the middle school years, when students may experience increased academic pressure, social changes, and transitional challenges that can affect attendance, behavior, and school connectedness. By providing counseling-related programs and staff training at the intermediate level, while also leveraging collaboration with clinical counseling interns and site teams more broadly, the district strengthens a continuum of wellness support that helps remove non-academic barriers to learning and engagement. Educational partner feedback and survey data continue to reinforce the value of counseling services, strong student-staff relationships, and visible systems of support for students and families. This action is provided on an LEA-wide basis because unduplicated pupils who need counseling and wellness supports are enrolled across multiple sites and benefit from consistent systems of training, referral, and student support. A broader implementation helps ensure that school counselors, clinical counseling interns, and site teams can work together to provide more equitable access to wellness services, while allowing the action to remain principally directed toward the student groups with the greatest demonstrated need. The action is also partially supported	

Goal and Action #	Identified Need(s)	How the Action(s) Address Need(s) and Why it is Provided on an LEA-wide or Schoolwide Basis	Metric(s) to Monitor Effectiveness
	Scope: LEA-wide	through Learning Recovery Emergency Block Grant resources, reinforcing the district's commitment to sustaining student wellness initiatives where need is greatest.	
3.9	**Action:** Middle School Readiness and Orientation Program **Need:** Action 3.9 is identified as a contributing action because the transition from elementary to intermediate school can present added challenges for unduplicated pupils, particularly English learners, Foster Youth, and socioeconomically disadvantaged students. The updated action continues to focus on orientation and a multiday summer program for select incoming sixth-grade students in order to support a successful transition to intermediate school. Current attendance data supports the continued need for this action. In the districtwide Goal 3 outcome table, the 2024–2025 attendance rate was 95.11% for all students, compared with 95.94% for English learners, 94.16% for socioeconomically disadvantaged students, and 90.77% for Foster Youth. This pattern suggests that while some student groups are maintaining or exceeding the district average, Foster Youth continue to experience greater barriers to consistent attendance. The grade-level attendance data you provided further supports the need for proactive	Action 3.9 addresses the needs of unduplicated pupils by having intermediate school principals and counselors provide an orientation for all incoming sixth-grade students and a multiday summer program for select students prior to the start of sixth grade to prepare them for a successful transition to intermediate school. This action helps students build familiarity with the new school environment, understand academic and behavioral expectations, connect with staff and peers, and begin middle school with greater confidence and a stronger sense of belonging. This action is especially important for unduplicated pupils because transitions can magnify barriers related to attendance, engagement, and school connectedness. Students who may already face challenges outside of school often benefit from additional time to build relationships with trusted adults, ask questions, practice routines, and gain reassurance before the school year begins. By creating those supports early, the district is better positioned to reduce transition-related anxiety and strengthen student readiness, engagement, and attendance. This action is provided on an LEA-wide basis across all four intermediate schools because incoming sixth-grade students transition into middle school throughout the district rather than at a single site. A districtwide approach ensures that all schools can provide a consistent structure for	The effectiveness of this action will be measured by 3.1 and 3.7.

Goal and Action #	Identified Need(s)	How the Action(s) Address Need(s) and Why it is Provided on an LEA-wide or Schoolwide Basis	Metric(s) to Monitor Effectiveness
	transition supports at the point students move from elementary to middle school. In Grade 5, attendance was 95.4% for All Students and 94.8% for Unduplicated Students. In Grade 6, attendance was 95.3% for All Students and 94.3% for Unduplicated Students. While the decline is modest, it suggests that unduplicated students may experience additional challenges during the transition into intermediate school and supports the value of early orientation, relationship-building, and clear expectations before the school year begins. Educational partner feedback also reinforces this need. Goal 3 feedback highlighted the importance of strong student-staff relationships, positive school climate, and supportive connections that help students feel engaged and ready for school. These priorities align closely to the purpose of this action and support continued implementation of transition programming for students who may need additional encouragement and support entering middle school. **Scope:** Schoolwide	orientation and summer transition support, while still allowing the multiday summer program to be principally directed toward students with greater identified need. This broad implementation promotes equitable access to transition supports and helps the district maintain consistency in how students are welcomed and prepared for the next level.	

Limited Actions

For each action being solely provided to one or more unduplicated student group(s), provide an explanation of (1) the unique identified need(s) of the unduplicated student group(s) being served, (2) how the action is designed to address the identified need(s), and (3) how the effectiveness of the action in improving outcomes for the unduplicated student group(s) will be measured.

Goal and Action #	Identified Need(s)	How the Action(s) are Designed to Address Need(s)	Metric(s) to Monitor Effectiveness
2.6	**Action:** Professional Development for EL and LTEL Support **Need:** Action 2.6 is identified as a contributing action because English learners, including students at risk of becoming or already identified as Long-Term English Learners (LTELs), continue to need targeted language development and academic support to progress toward English proficiency and full access to grade-level content. The 2025 California School Dashboard shows that 66.5% of English learners are making progress toward English language proficiency, an increase of 11.7 percentage points and a blue performance level. At the same time, the Dashboard now separately reports Long-Term English Learner progress, and Etiwanda's LTEL ELPI was 65.4%, which was considered maintained from the prior year. These data reflect strong progress overall while also reinforcing the need to continue focused support for LTEL prevention and language development. Reclassification data also supports this need. The district's reclassification rate was 20.8% in 2024–2025, compared with 22.5% in 2023–2024 and a baseline of 23%, remaining below the 25% target. While the district continues to	Action 2.6 addresses the needs of unduplicated pupils by building educator capacity to better support English learners and Long-Term English Learners through professional development and collaboration. Site administrators, English learner facilitators, and teachers participate in training focused on supporting English learners and LTELs, with an emphasis on collaboration to develop and monitor individualized plans for accelerating learning and advancing language acquisition through both Integrated and Designated English Language Development instruction. This action is also framed using multilingual learner language to reinforce an asset-based mindset. This action helps ensure that English learners receive more consistent, responsive instruction across classrooms and schools. Through professional learning, collaborative planning, and progress monitoring, educators are better prepared to scaffold grade-level content, strengthen academic vocabulary and language development, and respond more effectively when students are not making sufficient progress toward English proficiency or reclassification. This is especially important for students at risk of becoming LTELs, who benefit from early identification, coordinated support, and intentional language development within both core instruction and designated ELD settings.	The effectiveness of this collaboration will be measured using LCAP metrics 2.3 and 2.10.

Goal and Action #	Identified Need(s)	How the Action(s) are Designed to Address Need(s)	Metric(s) to Monitor Effectiveness
	demonstrate strong English learner outcomes overall, these data suggest the importance of sustaining professional development and collaborative planning that strengthen both Integrated and Designated ELD instruction and accelerate progress toward reclassification. Educational partner input and district reflection further support this action. The district's English learner program update identified continued priorities related to ongoing EL data monitoring, LTEL support planning, Integrated and Designated ELD training, and instructional support for multilingual learners. Together, these findings support the continued need for Action 2.6 as a contributing action for English learners. **Scope:** Limited to Unduplicated Student Group(s)	This action is provided on an LEA-wide basis because English learners and LTELs are enrolled across the district rather than concentrated at one school site, and consistent implementation of ELD practices is necessary to ensure equitable access to instruction. Providing this action districtwide allows the district to maintain coherent expectations for professional learning, progress monitoring, and language support systems across all schools, while directing the benefit principally toward English learners and Long-Term English Learners.	
2.8	**Action:** Support for Multilingual Students **Need:** Action 2.8 is identified as a contributing action because English learners, including long-term English learners, continue to need language-access supports in order to fully participate in core instruction while developing English proficiency. The district's multilingual population remains substantial and diverse, with approximately 1,100 English learners and more than 35 languages represented across the district. This diversity reinforces the need	Action 2.8 addresses the needs of unduplicated pupils by providing English learners with electronic tablets for translation and instructional aide support to ensure access to the core curriculum and enhance language development opportunities. These supports help multilingual learners participate more meaningfully in classroom instruction by reducing immediate language barriers, increasing access to academic content, and strengthening opportunities for language development throughout the school day. This is particularly important for newcomers, Level 1 students, and long-term English learners who may	Effectiveness of this action will be measured by metrics 2.1, 2.2, and 2.3.

Goal and Action #	Identified Need(s)	How the Action(s) are Designed to Address Need(s)	Metric(s) to Monitor Effectiveness
	for accessible instructional supports, including translation tools and instructional aide support, particularly for students at earlier stages of English development and for multilingual learners who need additional scaffolds to access grade-level content. Current outcome data also supports the continuation of this action. The 2025 California School Dashboard shows that 66.5% of English learners are making progress toward English language proficiency, representing an 11.7 percentage point increase and a blue performance level. At the same time, the district continues to monitor long-term English learner progress and maintain targeted supports to ensure students continue building both language proficiency and academic access. These results reflect strong progress, but they also reinforce the importance of continuing the systems and supports that help English learners access instruction successfully each day. District reflection on implementation further supports this need. During 2025–26, the district ensured that each newcomer and/or Level 1 student received a device to support access to the curriculum, even while adjusting to reduced Title III funding. This indicates that translation devices and instructional aide support remain an important access support for multilingual learners, especially those with the greatest language needs. **Scope:**	need more intensive scaffolds to access grade-level instruction successfully. This action is also reinforced by broader district systems that support multilingual learners. The district's English learner program continues to include Integrated and Designated ELD, targeted instruction during Universal Access, ongoing instructional aide support, newcomer training, LTEL support planning, and regular EL data monitoring for instructional decision-making. In this way, Action 2.8 functions as one part of a broader districtwide system designed to improve both access and language development for multilingual learners. This action is provided on an LEA-wide basis because English learners and long-term English learners are enrolled across the district rather than concentrated at a single site. Providing these supports districtwide ensures that multilingual learners have equitable access to translation tools, instructional aide support, and language-development supports regardless of where they attend school. An LEA-wide approach also supports consistency in implementation across sites while directing the benefit principally toward the English learners and LTELs for whom the action is intended.	

Goal and Action #	Identified Need(s)	How the Action(s) are Designed to Address Need(s)	Metric(s) to Monitor Effectiveness
	Limited to Unduplicated Student Group(s)		
2.14	**Action:** Foster Youth Supports **Need:** Action 2.14 is identified as a contributing action because Foster Youth continue to demonstrate the greatest need for coordinated academic, behavioral, and attendance support. Although this student group made the most significant academic gains in Goal 2, Foster Youth remain below standard in both English Language Arts and mathematics. In ELA, Foster Youth improved by +30.3 points from baseline, moving from -61.6 to -31.3 below standard. In mathematics, Foster Youth improved by +52.9 points from baseline, moving from -92.0 to -39.1 below standard. These gains are notable, but they also confirm that Foster Youth continue to require sustained, individualized support to move closer to grade-level expectations. This need is reinforced by the district's Differentiated Assistance work. The district remains in Year 2 of Differentiated Assistance based on prior red indicators for the Foster Youth student group in suspension and chronic absenteeism. While suspension improved from red to yellow, chronic absenteeism remains red at 32.8%, indicating that attendance continues to be a primary area of need for this student group. The district's technical assistance summary also emphasizes the need for timely identification,	Action 2.14 addresses the needs of Foster Youth by having the Director of Pupil Services oversee the Foster Youth Support Program and implement a check-in process to provide targeted academic, social-emotional, and behavioral support, with the goal of improving well-being, academic success, attendance, and reducing behavioral incidents. This action is designed to ensure that Foster Youth are not only identified, but also consistently monitored and connected to supports in a timely manner through collaboration between district and site teams. A central part of this action is continued outreach for students considered at risk, both at the school site level and the district level, so that available resources can be used to support student engagement. Through the Foster Youth check-in process, site staff and district staff work together to review student needs, identify barriers, and coordinate supports that may include academic intervention, counseling, attendance support, and family communication. This coordinated outreach helps ensure that concerns related to progress, attendance, behavior, or school transitions are addressed proactively rather than after patterns become more severe. This action also emphasizes the importance of using the district's Short-Term Independent Study system when appropriate to support continuity of learning and recoup attendance for students experiencing absences. For Foster Youth, who may experience placement changes,	The effectiveness of the program is measured by metrics 2.4 and 2.5

Goal and Action #	Identified Need(s)	How the Action(s) are Designed to Address Need(s)	Metric(s) to Monitor Effectiveness
	monitoring, intervention, and coordinated academic, behavioral, and social-emotional supports for Foster Youth. **Scope:** Limited to Unduplicated Student Group(s)	transportation issues, or other disruptions outside of school, Short-Term Independent Study can serve as an important support to maintain connection to learning and reduce the impact of missed instructional time. In addition, the action is strengthened by the district's ongoing use of real-time data to keep student progress, or lack of progress, at the forefront for timely intervention. The district provides Foster Youth identification and performance data during regular principal and co-administrator meetings, continuously monitors attendance and engagement data, and uses that information to trigger timely responses from site and district teams. This helps site administrators remain aware of current student needs and supports faster problem-solving when additional intervention is needed. This action is provided on an LEA-wide basis because Foster Youth are enrolled across the district rather than concentrated at a single site, and they require consistent systems of monitoring, outreach, and support regardless of school placement. A districtwide approach ensures that all Foster Youth have access to the same structure for check-ins, timely data review, coordinated intervention, and wraparound support, while allowing the district to maintain coherent oversight and respond equitably to student need across all schools.	

For any limited action contributing to meeting the increased or improved services requirement that is associated with a Planned Percentage of Improved Services in the Contributing Summary Table rather than an expenditure of LCFF funds, describe the methodology that was used to determine the contribution of the action towards the proportional percentage, as applicable.

N/A

Additional Concentration Grant Funding

A description of the plan for how the additional concentration grant add-on funding identified above will be used to increase the number of staff providing direct services to students at schools that have a high concentration (above 55 percent) of foster youth, English learners, and low-income students, as applicable.

Not Applicable

Staff-to-student ratios by type of school and concentration of unduplicated students	Schools with a student concentration of 55 percent or less	Schools with a student concentration of greater than 55 percent
Staff-to-student ratio of classified staff providing direct services to students	Not Applicable	Not Applicable
Staff-to-student ratio of certificated staff providing direct services to students	Not Applicable	Not Applicable

2026-27 Total Planned Expenditures Table

LCAP Year	1. Projected LCFF Base Grant (Input Dollar Amount)	2. Projected LCFF Supplemental and/or Concentration Grants (Input Dollar Amount)	3. Projected Percentage to Increase or Improve Services for the Coming School Year (2 divided by 1)	LCFF Carryover — Percentage (Input Percentage from Prior Year)	Total Percentage to Increase or Improve Services for the Coming School Year (3 + Carryover %)
Totals	151615377	9801638	6.465%	0.000%	6.465%

Totals	LCFF Funds	Other State Funds	Local Funds	Federal Funds	Total Funds	Total Personnel	Total Non-personnel
Totals	$161,417,017.00	$23,861,601.00	$0.00	$7,973,656.00	$193,252,274.00	$169,604,796.00	$23,647,478.00

Goal #	Action #	Action Title	Student Group(s)	Contributing to Increased or Improved Services?	Scope	Unduplicated Student Group(s)	Location	Time Span	Total Personnel	Total Non-personnel	LCFF Funds	Other State Funds	Local Funds	Federal Funds	Total Funds	Planned Percentage of Improved Services
1	1.1	Fiscal Management	All	No			All Schools	3 Year	$295,111.00	$450,915.00	$746,026.00	$0.00	$0.00	$0.00	$746,026.00	0
1	1.2	Safe and Secure Schools	All	No			All Schools	3 Year	$54,312.00	$1,214.00	$55,526.00	$0.00	$0.00	$0.00	$55,526.00	
1	1.3	Facilities, Maintenance, and Operations	All	No			All Schools	3 Year	$5,568,818.00	$12,312,992.00	$17,881,810.00	$0.00	$0.00	$0.00	$17,881,810.00	
1	1.4	Health Services	All	No			All Schools	3 Year	$4,563,808.00	$171,467.00	$3,790,124.00	$945,151.00	$0.00	$0.00	$4,735,275.00	
1	1.5	Highly Qualified Teachers Support	All	No			All Schools	3 Year	$119,091,076.00	$497,135.00	$100,997,801.00	$11,936,807.00	$0.00	$6,653,603.00	$119,588,211.00	
1	1.6	Class size and support	All	No			All Schools	3 Year	$708,749.00	$0.00	$0.00	$0.00	$0.00	$708,749.00	$708,749.00	
1	1.7	Professional Development Plan	All	No			All Schools	3 Year	$2,843,961.00	$5,678.00	$2,840,913.00	$8,726.00	$0.00	$0.00	$2,849,639.00	
1	1.8	Broad Course of Study	All	No			All Schools	3 Year	$1,260,336.00	$14,420.00	$1,274,756.00	$0.00	$0.00	$0.00	$1,274,756.00	
1	1.9	Instructional Technology Access and Support Services	All	No			All Schools	3 Year	$2,180,180.00	$365,682.00	$2,545,862.00	$0.00	$0.00	$0.00	$2,545,862.00	
1	1.10	Supplemental Materials and Individualized Academic Supports	English Learners Foster Youth Low Income	Yes	LEA-wide	English Learners Foster Youth Low Income	All Schools	3 Year	$227,117.00	$160,000.00	$77,117.00	$310,000.00	$0.00	$0.00	$387,117.00	0
1	1.11	Library Access and Resource Services	All	No			All Schools	3 Year	$2,210,944.00	$1,951.00	$2,212,895.00	$0.00	$0.00	$0.00	$2,212,895.00	
1	1.12	Student Transportation Services	English Learners Foster Youth Low Income	Yes	Schoolwide	English Learners Foster Youth Low Income	Specific Schools: Etiwanda Intermediate, East Heritage Elementary, Summit Intermedia	3 Year	$22,466.00	$3,652,391.00	$3,674,857.00	$0.00	$0.00	$0.00	$3,674,857.00	

Goal #	Action #	Action Title	Student Group(s)	Contributing to Increased or Improved Services?	Scope	Unduplicated Student Group(s)	Location	Time Span	Total Personnel	Total Non-personnel	LCFF Funds	Other State Funds	Local Funds	Federal Funds	Total Funds	Planned Percentage of Improved Services
							te, Etiwanda Colony Elementary, Heritage Intermediate, Falcon Ridge Elementary, Day Creek Intermediate, West Heritage Elementary, Windrows Elementary									
1	1.13	School Supervision and Safety	All	No			All Schools	3 Year	$2,358,972.00	$0.00	$2,358,972.00	$0.00	$0.00	$0.00	$2,358,972.00	
1	1.14	Comprehensive Arts Education (Visual and Performing Arts)	All	No			All Schools	3 Year	$1,773,819.00	$291,362.00		$2,065,181.00			$2,065,181.00	
1	1.15	Student and Campus Safety	All	No			All Schools	3 year	$99,422.00	$0.00	$99,422.00				$99,422.00	
1	1.16	Mathematics Curriculum and Instructional Support	All	No			All Schools	3 Year	$478,928.00	$5,480.00	$484,408.00	$0.00	$0.00	$0.00	$484,408.00	0
2	2.1	Diagnostic Assessments and Personalized Learning	English Learners Foster Youth Low Income	Yes	LEA-wide	English Learners Foster Youth Low Income	All Schools	3 Year	$0.00	$109,233.00	$109,233.00	$0.00	$0.00	$0.00	$109,233.00	0
2	2.2	Universal Screening	All	No			All Schools	3 Year	$30,317.00	$169.00	$30,486.00	$0.00	$0.00	$0.00	$30,486.00	
2	2.3	Data Driven Program Implementation	English Learners Foster Youth Low Income	Yes	LEA-wide	English Learners Foster Youth Low Income	All Schools	3 Year	$3,186,286.00	$3,240.00	$3,189,526.00	$0.00	$0.00	$0.00	$3,189,526.00	0
2	2.4	Team Collaboration	All	No			All Schools	3 Year	$1,093,643.00	$0.00	$1,093,643.00	$0.00	$0.00	$0.00	$1,093,643.00	
2	2.5	Intentional Planning and Lesson Design	All	No			All Schools	3 Year	$0.00	$1,211,049.00	$1,211,049.00	$0.00	$0.00	$0.00	$1,211,049.00	
2	2.6	Professional Development for EL and LTEL Support	English Learners	Yes	Limited to Unduplicated Student Group(s)	English Learners	All Schools	3 Year	$43,615.00	$115,623.00	$159,238.00	$0.00	$0.00	$0.00	$159,238.00	0
2	2.7	Universal Access	All	No			All Schools	3 Year	$1,193,065.00	$0.00	$1,193,065.00	$0.00	$0.00	$0.00	$1,193,065.00	

Goal #	Action #	Action Title	Student Group(s)	Contributing to Increased or Improved Services?	Scope	Unduplicated Student Group(s)	Location	Time Span	Total Personnel	Total Non-personnel	LCFF Funds	Other State Funds	Local Funds	Federal Funds	Total Funds	Planned Percentage of Improved Services
2	2.8	Support for Multilingual Students	English Learners	Yes	Limited to Unduplicated Student Group(s)	English Learners	All Schools	3 Year	$0.00	$189,146.00	$189,146.00	$0.00	$0.00	$0.00	$189,146.00	0
2	2.9	Collaborative support systems	English Learners Foster Youth Low Income	Yes	LEA-wide	English Learners Foster Youth Low Income	All Schools	3 Year	$376,727.00	$0.00	$376,727.00	$0.00	$0.00	$0.00	$376,727.00	0
2	2.10	Extended Day Programs	English Learners Foster Youth Low Income	Yes	LEA-wide	English Learners Foster Youth Low Income	All Schools	3 Year	$169,729.00	$144,194.00	$299,029.00	$14,894.00	$0.00	$0.00	$313,923.00	0
2	2.11	Extended School Year	Students with Disabilities	No			All Schools	3 Year	$107,843.00	$777.00	$0.00	$108,620.00	$0.00	$0.00	$108,620.00	
2	2.12	Foundational Skills for Literacy and Math	All	No			All Schools	3 Year	$1,391,909.00	$0.00	$1,391,909.00	$0.00	$0.00	$0.00	$1,391,909.00	
2	2.13	Cultural and Linguistic Professional Development	All	No			All Schools	3 Year	$403,308.00	$4,614.00	$407,922.00	$0.00	$0.00	$0.00	$407,922.00	
2	2.14	Foster Youth Supports	Foster Youth	Yes	Limited to Unduplicated Student Group(s)	Foster Youth	All Schools	3 Year	$263,555.00	$6,071.00	$269,626.00	$0.00	$0.00	$0.00	$269,626.00	0
2	2.15	Artificial Intelligence and Educational Technology Integration	All	No			All Schools		$413,604.00	$3,240.00	$416,844.00	$0.00	$0.00	$0.00	$416,844.00	
3	3.1	Inclusive Engagement Practices	All	No			All Schools	3 Year	$189,236.00	$2,030.00	$191,266.00	$0.00	$0.00	$0.00	$191,266.00	
3	3.2	Student Support and Positive Culture Programs	All	No			All Schools	3 Year	$1,132,260.00	$80.00	$1,132,340.00	$0.00	$0.00	$0.00	$1,132,340.00	
3	3.3	Multitiered Support Systems	English Learners Foster Youth Low Income	Yes	LEA-wide	English Learners Foster Youth Low Income	All Schools	3 Year	$926,394.00	$65.00	$926,459.00	$0.00	$0.00	$0.00	$926,459.00	0
3	3.4	Counseling Services	English Learners Foster Youth Low Income	Yes	LEA-wide	English Learners Foster Youth Low Income	All Schools	3 Year	$2,781,861.00	$85,099.00	$482,403.00	$2,384,557.00	$0.00	$0.00	$2,866,960.00	0
3	3.5	Targeted Student Support and Engagement Services	All	No			All Schools	3 Year	$1,201,402.00	$758,913.00	$0.00	$1,960,315.00	$0.00	$0.00	$1,960,315.00	
3	3.6	Training in Restorative Practices and Other Means of Correction	All	No			All Schools	3 Year	$692,772.00	$14,390.00	$95,858.00	$0.00	$0.00	$611,304.00	$707,162.00	

Goal #	Action #	Action Title	Student Group(s)	Contributing to Increased or Improved Services?	Scope	Unduplicated Student Group(s)	Location	Time Span	Total Personnel	Total Non-personnel	LCFF Funds	Other State Funds	Local Funds	Federal Funds	Total Funds	Planned Percentage of Improved Services
3	3.7	Collaborative Behavior Support Plan Development	All	No			All Schools	3 Year	$1,954,880.00	$55,375.00	$0.00	$2,010,255.00	$0.00	$0.00	$2,010,255.00	
3	3.8	Extracurricular Activities	All	No			All Schools	3 Year	$406,242.00	$0.00	$406,242.00	$0.00	$0.00	$0.00	$406,242.00	
3	3.9	Middle School Readiness and Orientation Program	English Learners Foster Youth Low Income	Yes	Schoolwide	English Learners Foster Youth Low Income	Specific Schools: Day Creek Intermediate, Etiwanda Intermediate, Heritage Intermediate, and Summit Intermediate 6th grade	3 Year	$48,224.00	$53.00	$48,277.00	$0.00	$0.00	$0.00	$48,277.00	0
3	3.10	PBIS Program Support	All	No			All Schools	3 Year	$4,665,369.00	$2,000,000.00	$4,588,274.00	$2,077,095.00	$0.00	$0.00	$6,665,369.00	
3	3.11	Attendance and Academic Monitoring System	All	No			All Schools	3 Year	$45,956.00	$360.00	$46,316.00	$0.00	$0.00	$0.00	$46,316.00	
3	3.12							3 Year								
4	4.1	Cultivating Respectful and Supportive School Environments	All Students with Disabilities	No			All Schools	3 Year	$1,292,487.00	$0.00	$1,292,487.00	$0.00	$0.00	$0.00	$1,292,487.00	
4	4.2	District Communications	All Students with Disabilities	No			All Schools	3 Year	$0.00	$92,221.00	$92,221.00	$0.00	$0.00	$0.00	$92,221.00	
4	4.3	Digital Communication and Outreach	All	No			All Schools	3 Year	$0.00	$555,193.00	$555,193.00	$0.00	$0.00	$0.00	$555,193.00	
4	4.4	Ongoing Teacher-Family Communication	All	No			All Schools	3 Year	$1,491,331.00	$257,573.00	$1,748,904.00	$0.00	$0.00	$0.00	$1,748,904.00	
4	4.5	Family Information and Engagement Events	All Students with Disabilities	No			All Schools	3 Year	$16,930.00	$0.00	$16,930.00	$0.00	$0.00	$0.00	$16,930.00	
4	4.6	Opportunities for Educational Partner Input	All	No			All Schools	3 Year	$244,403.00	$66,947.00	$311,350.00	$0.00	$0.00	$0.00	$311,350.00	
4	4.7	Attendance Support Teams	All	No			All Schools	3 Year	$45,956.00	$360.00	$46,316.00	$0.00	$0.00	$0.00	$46,316.00	
4	4.8	Advisory Committees For Input and Decision Making	All	No			All Schools	3 Year	$57,473.00	$776.00	$58,249.00	$0.00	$0.00	$0.00	$58,249.00	
5	5.1	Community Day School Academic and Behavioral Supports	All	No			All Schools Specific Schools: Communit		$0.00	$10,000.00	$0.00	$10,000.00	$0.00	$0.00	$10,000.00	

Goal #	Action #	Action Title	Student Group(s)	Contributing to Increased or Improved Services?	Scope	Unduplicated Student Group(s)	Location	Time Span	Total Personnel	Total Non-personnel	LCFF Funds	Other State Funds	Local Funds	Federal Funds	Total Funds	Planned Percentage of Improved Services
							y Day School									
5	5.2	Community Day School Supports	All	No			All Schools Specific Schools: Community Day School	1 Year	$0.00	$13,000.00	$0.00	$13,000.00	$0.00	$0.00	$13,000.00	
5	5.3	On-Site Counseling Services	All	No			All Schools Specific Schools: Community Day School	1 Year	$0.00	$10,000.00	$0.00	$10,000.00	$0.00	$0.00	$10,000.00	
5	5.4	Professional Development	All	No			All Schools Specific Schools: Community Day School	1 Year	$0.00	$7,000.00	$0.00	$7,000.00	$0.00	$0.00	$7,000.00	

2026-27 Contributing Actions Table

1. Projected LCFF Base Grant	2. Projected LCFF Supplemental and/or Concentration Grants	3. Projected Percentage to Increase or Improve Services for the Coming School Year (2 divided by 1)	LCFF Carryover — Percentage (Percentage from Prior Year)	Total Percentage to Increase or Improve Services for the Coming School Year (3 + Carryover %)	4. Total Planned Contributing Expenditures (LCFF Funds)	5. Total Planned Percentage of Improved Services (%)	Planned Percentage to Increase or Improve Services for the Coming School Year (4 divided by 1, plus 5)	Totals by Type	Total LCFF Funds
151615377	9801638	6.465%	0.000%	6.465%	$9,801,638.00	0.000%	6.465 %	**Total:**	$9,801,638.00
								LEA-wide Total:	$5,460,494.00
								Limited Total:	$618,010.00
								Schoolwide Total:	$3,723,134.00

Goal	Action #	Action Title	Contributing to Increased or Improved Services?	Scope	Unduplicated Student Group(s)	Location	Planned Expenditures for Contributing Actions (LCFF Funds)	Planned Percentage of Improved Services (%)
1	1.10	Supplemental Materials and Individualized Academic Supports	Yes	LEA-wide	English Learners Foster Youth Low Income	All Schools	$77,117.00	0
1	1.12	Student Transportation Services	Yes	Schoolwide	English Learners Foster Youth Low Income	Specific Schools: Etiwanda Intermediate, East Heritage Elementary, Summit Intermediate, Etiwanda Colony Elementary, Heritage Intermediate, Falcon Ridge Elementary, Day Creek Intermediate, West Heritage Elementary, Windrows Elementary	$3,674,857.00	

Goal	Action #	Action Title	Contributing to Increased or Improved Services?	Scope	Unduplicated Student Group(s)	Location	Planned Expenditures for Contributing Actions (LCFF Funds)	Planned Percentage of Improved Services (%)
2	2.1	Diagnostic Assessments and Personalized Learning	Yes	LEA-wide	English Learners Foster Youth Low Income	All Schools	$109,233.00	0
2	2.3	Data Driven Program Implementation	Yes	LEA-wide	English Learners Foster Youth Low Income	All Schools	$3,189,526.00	0
2	2.6	Professional Development for EL and LTEL Support	Yes	Limited to Unduplicated Student Group(s)	English Learners	All Schools	$159,238.00	0
2	2.8	Support for Multilingual Students	Yes	Limited to Unduplicated Student Group(s)	English Learners	All Schools	$189,146.00	0
2	2.9	Collaborative support systems	Yes	LEA-wide	English Learners Foster Youth Low Income	All Schools	$376,727.00	0
2	2.10	Extended Day Programs	Yes	LEA-wide	English Learners Foster Youth Low Income	All Schools	$299,029.00	0
2	2.14	Foster Youth Supports	Yes	Limited to Unduplicated Student Group(s)	Foster Youth	All Schools	$269,626.00	0
3	3.3	Multitiered Support Systems	Yes	LEA-wide	English Learners Foster Youth Low Income	All Schools	$926,459.00	0
3	3.4	Counseling Services	Yes	LEA-wide	English Learners Foster Youth Low Income	All Schools	$482,403.00	0
3	3.9	Middle School Readiness and Orientation Program	Yes	Schoolwide	English Learners Foster Youth Low Income	Specific Schools: Day Creek Intermediate, Etiwanda Intermediate, Heritage Intermediate, and Summit Intermediate 6th grade	$48,277.00	0

2025-26 Annual Update Table

Totals	Last Year's Total Planned Expenditures (Total Funds)	Total Estimated Expenditures (Total Funds)
Totals	$182,917,689.00	$185,589,719.00

Last Year's Goal #	Last Year's Action #	Prior Action/Service Title	Contributed to Increased or Improved Services?	Last Year's Planned Expenditures (Total Funds)	Estimated Actual Expenditures (Input Total Funds)
1	1.1	Fiscal Management	No	$656,372.00	745642
1	1.2	Safe and Secure Schools	No	$54,582.00	55948
1	1.3	Facilities, Maintenance, and Operations	No	$18,339,409.00	20947416
1	1.4	Health Services	No	$4,521,378.00	4475319
1	1.5	Highly Qualified Teachers Support	No	$96,992,758.00	93668874
1	1.6	Class size and support	No	$556,388.00	623212
1	1.7	Professional Development Plan	No	$1,855,093.00	2221558
1	1.8	Broad Course of Study	No	$623,642.00	632962
1	1.9	Instructional Technology Access and Support Services	No	$2,432,092.00	2578218
1	1.10	Supplemental Materials and Individualized Academic Supports	Yes	$451,046.00	511823
1	1.11	Library Access and Resource Services	No	$2,113,428.00	2240800

Last Year's Goal #	Last Year's Action #	Prior Action/Service Title	Contributed to Increased or Improved Services?	Last Year's Planned Expenditures (Total Funds)	Estimated Actual Expenditures (Input Total Funds)
1	1.12	Early Education	No	$17,010,313.00	17397151
1	1.13	Student Transportation Services	Yes	$3,581,858.00	4417483
1	1.14	School Supervision and Safety	No	$2,333,542.00	2462682
1	1.15	Comprehensive Arts Education (Visual and Performing Arts)	No	$2,187,032.00	2160676
1	1.16	Student and Campus Safety	No	$94,502.00	85540
2	2.1	Diagnostic Assessments and Personalized Learning	Yes	$348,412.00	167967
2	2.2	Universal Screening	No	$79,801.00	30862
2	2.3	Data Driven Program Implementation	Yes	$3,810,706.00	4558961
2	2.4	Team Collaboration	No	$1,039,519.00	865647
2	2.5	Intentional Planning and Lesson Design	No	$1,167,635.00	1268056
2	2.6	Professional Development for EL and LTEL Support	Yes	$435,546.00	292544
2	2.7	Universal Access	No	$1,134,021.00	1026477
2	2.8	Support for Multilingual Students	Yes	$240,910.00	189379

Last Year's Goal #	Last Year's Action #	Prior Action/Service Title	Contributed to Increased or Improved Services?	Last Year's Planned Expenditures (Total Funds)	Estimated Actual Expenditures (Input Total Funds)
2	2.9	Collaborative support systems	Yes	$230,991.00	266677
2	2.10	Extended Day Programs	Yes	$499,500.00	472212
2	2.11	Extended School Year	No	$86,965.00	109870
2	2.12	Foundational Skills for Literacy and Math	No	$1,323,024.00	1197556
2	2.13	Cultural and Linguistic Professional Development	No	$25,000.00	24500
2	2.14	Foster Youth Supports	Yes	$258,803.00	266292
3	3.1	Inclusive Engagement Practices	No	$186,292.00	192712
3	3.2	Student Support and Positive Culture Programs	No	$1,825,754.00	1873960
3	3.3	Multitiered Support Systems	Yes	$34,000.00	34850
3	3.4	Counseling Services	Yes	$2,737,364.00	3246025
3	3.5	Targeted Student Support and Engagement Services	No	$2,019,271.00	1977196
3	3.6	Training in Restorative Practices and Other Means of Correction	No	$659,012.00	690637
3	3.7	Collaborative Behavior Support Plan Development	No	$1,932,748.00	1983774
3	3.8	Extracurricular Activities	No	$419,609.00	430304

Last Year's Goal #	Last Year's Action #	Prior Action/Service Title	Contributed to Increased or Improved Services?	Last Year's Planned Expenditures (Total Funds)	Estimated Actual Expenditures (Input Total Funds)
3	3.9	Middle School Readiness and Orientation Program	Yes	$47,059.00	48906
3	3.10	Alternative Education Settings	No	$809,500.00	685101
3	3.11	PBIS Program Support	No	$4,245,609.00	4830832
3	3.12	Attendance and Academic Monitoring System	No	$40,291.00	51477
4	4.1	Cultivating Respectful and Supportive School Environments	No	$1,228,523.00	1112016
4	4.2	District Communications	No	$84,911.00	53066
4	4.3	Digital Communication and Outreach	No	$894,053.00	1005548
4	4.4	Enhancing Parental Involvement and Volunteerism	No	$681,203.00	816101
4	4.5	Family Information and Engagement Events	No	$28,220.00	33666
4	4.6	Opportunities for Educational Partner Input	No	$410,577.00	404205
4	4.7	Attendance Support Teams	No	$40,291.00	64765
4	4.8	Advisory Committees For Input and Decision Making	No	$58,599.00	58340
5	5.1	Community Day School Supports	No	$13,000.00	6494

Last Year's Goal #	Last Year's Action #	Prior Action/Service Title	Contributed to Increased or Improved Services?	Last Year's Planned Expenditures (Total Funds)	Estimated Actual Expenditures (Input Total Funds)
5	5.2	On-Site Counseling Services	No	$30,000.00	24764
5	5.3	Professional Development	No	$7,535.00	2676

2025-26 Contributing Actions Annual Update Table

6. Estimated LCFF Supplemental and/or Concentration Grants (Input Dollar Amount)	4. Total Planned Contributing Expenditures (LCFF Funds)	7. Total Estimated Expenditures for Contributing Actions (LCFF Funds)	Difference Between Planned and Estimated Expenditures for Contributing Actions (Subtract 7 from 4)	5. Total Planned Percentage of Improved Services (%)	8. Total Estimated Percentage of Improved Services (%)	Difference Between Planned and Estimated Percentage of Improved Services (Subtract 5 from 8)
$9,931,370	$10,049,791.00	$9,931,370.00	$118,421.00	0.000%	0.000%	0.000%

Last Year's Goal #	Last Year's Action #	Prior Action/Service Title	Contributing to Increased or Improved Services?	Last Year's Planned Expenditures for Contributing Actions (LCFF Funds)	Estimated Actual Expenditures for Contributing Actions (Input LCFF Funds)	Planned Percentage of Improved Services	Estimated Actual Percentage of Improved Services (Input Percentage)
1	1.10	Supplemental Materials and Individualized Academic Supports	Yes	$128,237.00	$102,438	0	
1	1.13	Student Transportation Services	Yes	$3,581,858.00	$3,523,527	0	
2	2.1	Diagnostic Assessments and Personalized Learning	Yes	$348,412.00	$330,554	0	
2	2.3	Data Driven Program Implementation	Yes	$3,810,706.00	$3,842,680	0	
2	2.6	Professional Development for EL and LTEL Support	Yes	$435,546.00	$428,332	0	
2	2.8	Support for Multilingual Students	Yes	$240,910.00	$205,483	0	
2	2.9	Collaborative support systems	Yes	$230,991.00	$192,921	0	
2	2.10	Extended Day Programs	Yes	$487,834.00	$527,190	0	
2	2.14	Foster Youth Supports	Yes	$258,803.00	$259,797	0	
3	3.3	Multitiered Support Systems	Yes	$34,000.00	$34,000	0	
3	3.4	Counseling Services	Yes	$445,435.00	$436,735	0	
3	3.9	Middle School Readiness and Orientation Program	Yes	$47,059.00	$47,713	0	

2025-26 LCFF Carryover Table

9. Estimated Actual LCFF Base Grant (Input Dollar Amount)	6. Estimated Actual LCFF Supplemental and/or Concentration Grants	LCFF Carryover — Percentage (Percentage from Prior Year)	10. Total Percentage to Increase or Improve Services for the Current School Year (6 divided by 9 + Carryover %)	7. Total Estimated Actual Expenditures for Contributing Actions (LCFF Funds)	8. Total Estimated Actual Percentage of Improved Services (%)	11. Estimated Actual Percentage of Increased or Improved Services (7 divided by 9, plus 8)	12. LCFF Carryover — Dollar Amount (Subtract 11 from 10 and multiply by 9)	13. LCFF Carryover — Percentage (12 divided by 9)
$147,241,603	$9,931,370	0.00	6.745%	$9,931,370.00	0.000%	6.745%	$0.00	0.000%

Local Control and Accountability Plan Instructions

Plan Summary

Engaging Educational Partners

Goals and Actions

Increased or Improved Services for Foster Youth, English Learners, and Low-Income Students

For additional questions or technical assistance related to the completion of the Local Control and Accountability Plan (LCAP) template, please contact the local county office of education (COE), or the California Department of Education's (CDE's) Local Agency Systems Support Office, by phone at 916-319-0809 or by email at LCFF@cde.ca.gov.

Introduction and Instructions

The Local Control Funding Formula (LCFF) requires local educational agencies (LEAs) to engage their local educational partners in an annual planning process to evaluate their progress within eight state priority areas encompassing all statutory metrics (COEs have 10 state priorities). LEAs document the results of this planning process in the LCAP using the template adopted by the State Board of Education.

The LCAP development process serves three distinct, but related functions:

- **Comprehensive Strategic Planning:** The process of developing and annually updating the LCAP supports comprehensive strategic planning, particularly to address and reduce disparities in opportunities and outcomes between student groups indicated by the California School Dashboard (California Education Code [EC] Section 52064[e][1]). Strategic planning that is comprehensive connects budgetary decisions to teaching and learning performance data. LEAs should continually evaluate the hard choices they make about the use of limited resources to meet student and community needs to ensure opportunities and outcomes are improved for all students.

- **Meaningful Engagement of Educational Partners:** The LCAP development process should result in an LCAP that reflects decisions made through meaningful engagement (EC Section 52064[e][1]). Local educational partners possess valuable perspectives and insights about an LEA's programs and services. Effective strategic planning will incorporate these perspectives and insights in order to identify potential goals and actions to be included in the LCAP.

- **Accountability and Compliance:** The LCAP serves an important accountability function because the nature of some LCAP template sections require LEAs to show that they have complied with various requirements specified in the LCFF statutes and regulations, most notably:

    - Demonstrating that LEAs are increasing or improving services for foster youth, English learners, including long-term English learners, and low-income students in proportion to the amount of additional funding those students generate under LCFF (EC Section 52064[b][4-6]).

    - Establishing goals, supported by actions and related expenditures, that address the statutory priority areas and statutory metrics (EC sections 52064[b][1] and [2]).

        - **NOTE:** As specified in EC Section 62064(b)(1), the LCAP must provide a description of the annual goals, for all pupils and each subgroup of pupils identified pursuant to EC Section 52052, to be achieved for each of the state priorities. Beginning in 2023–24, EC

Section 52052 identifies long-term English learners as a separate and distinct pupil subgroup with a numerical significance at 15 students.

- Annually reviewing and updating the LCAP to reflect progress toward the goals (EC Section 52064[b][7]).
- Ensuring that all increases attributable to supplemental and concentration grant calculations, including concentration grant add-on funding and/or LCFF carryover, are reflected in the LCAP (EC sections 52064[b][6], [8], and [11]).

The LCAP template, like each LEA's final adopted LCAP, is a document, not a process. LEAs must use the template to memorialize the outcome of their LCAP development process, which must: (a) reflect comprehensive strategic planning, particularly to address and reduce disparities in opportunities and outcomes between student groups indicated by the California School Dashboard (Dashboard), (b) through meaningful engagement with educational partners that (c) meets legal requirements, as reflected in the final adopted LCAP. The sections included within the LCAP template do not and cannot reflect the full development process, just as the LCAP template itself is not intended as a tool for engaging educational partners.

If a county superintendent of schools has jurisdiction over a single school district, the county board of education and the governing board of the school district may adopt and file for review and approval a single LCAP consistent with the requirements in EC sections 52060, 52062, 52066, 52068, and 52070. The LCAP must clearly articulate to which entity's budget (school district or county superintendent of schools) all budgeted and actual expenditures are aligned.

The revised LCAP template for the 2024–25, 2025–26, and 2026–27 school years reflects statutory changes made through Senate Bill 114 (Committee on Budget and Fiscal Review), Chapter 48, Statutes of 2023 and Senate Bill 153, Chapter 38, Statues of 2024.

At its most basic, the adopted LCAP should attempt to distill not just what the LEA is doing for students in transitional kindergarten through grade twelve (TK–12), but also allow educational partners to understand why, and whether those strategies are leading to improved opportunities and outcomes for students. LEAs are strongly encouraged to use language and a level of detail in their adopted LCAPs intended to be meaningful and accessible for the LEA's diverse educational partners and the broader public.

In developing and finalizing the LCAP for adoption, LEAs are encouraged to keep the following overarching frame at the forefront of the strategic planning and educational partner engagement functions:

> Given present performance across the state priorities and on indicators in the Dashboard, how is the LEA using its budgetary resources to respond to TK–12 student and community needs, and address any performance gaps, including by meeting its obligation to increase or improve services for foster youth, English learners, and low-income students?

LEAs are encouraged to focus on a set of metrics and actions which, based on research, experience, and input gathered from educational partners, the LEA believes will have the biggest impact on behalf of its TK–12 students.

These instructions address the requirements for each section of the LCAP but may include information about effective practices when developing the LCAP and completing the LCAP document. Additionally, the beginning of each template section includes information emphasizing the purpose that section serves.

Plan Summary

Purpose

A well-developed Plan Summary section provides a meaningful context for the LCAP. This section provides information about an LEA's community as well as relevant information about student needs and performance. In order to present a meaningful context for the rest of the LCAP, the content of this section should be clearly and meaningfully related to the content included throughout each subsequent section of the LCAP.

Requirements and Instructions

General Information

A description of the LEA, its schools, and its students in grades transitional kindergarten–12, as applicable to the LEA. LEAs may also provide information about their strategic plan, vision, etc.

Briefly describe the LEA, its schools, and its students in grades TK–12, as applicable to the LEA.

- For example, information about an LEA in terms of geography, enrollment, employment, the number and size of specific schools, recent community challenges, and other such information the LEA may wish to include can enable a reader to more fully understand the LEA's LCAP.
- LEAs may also provide information about their strategic plan, vision, etc.
- As part of this response, identify all schools within the LEA receiving Equity Multiplier funding.

Reflections: Annual Performance

A reflection on annual performance based on a review of the California School Dashboard (Dashboard) and local data.

Reflect on the LEA's annual performance on the Dashboard and local data. This may include both successes and challenges identified by the LEA during the development process.

LEAs are encouraged to highlight how they are addressing the identified needs of student groups, and/or schools within the LCAP as part of this response.

As part of this response, the LEA must identify the following, which will remain unchanged during the three-year LCAP cycle:

- Any school within the LEA that received the lowest performance level on one or more state indicators on the 2023 Dashboard;
- Any student group within the LEA that received the lowest performance level on one or more state indicators on the 2023 Dashboard; and/or
- Any student group within a school within the LEA that received the lowest performance level on one or more state indicators on the 2023 Dashboard.

EC Section 52064.4 requires that an LEA that has unexpended Learning Recovery Emergency Block Grant (LREBG) funds must include one or more actions funded with LREBG funds within the 2026-27, 2026-27 and 2027-28 LCAPs, as applicable to the LEA. To implement the requirements of *EC* Section 52064.4, all LEAs must do the following:

- For the 2025–26, 2026–27, and 2027–28 LCAP years, identify whether or not the LEA has unexpended LREBG funds for the applicable LCAP year.
    - If the LEA has unexpended LREBG funds the LEA must provide the following:
        - The goal and action number for each action that will be funded, either in whole or in part, with LREBG funds; and
        - An explanation of the rationale for selecting each action funded with LREBG funds. This explanation must include:
            - An explanation of how the action is aligned with the allowable uses of funds identified in *EC* Section 32526(c)(2); and
            - An explanation of how the action is expected to address the area(s) of need of students and schools identified in the needs assessment required by *EC* Section 32526(d).
                - For information related to the allowable uses of funds and the required needs assessment, please see the Program Information tab on the LREBG Program Information web page.
            - Actions may be grouped together for purposes of these explanations.
            - The LEA may provide these explanations as part of the action description rather than as part of the Reflections: Annual Performance.
    - If the LEA does not have unexpended LREBG funds, the LEA is not required to conduct the needs assessment required by *EC* Section 32627(d), to provide the information identified above or to include actions funded with LREBG funds within the 2026-27, 2026-27 and 2027-28 LCAPs.

Reflections: Technical Assistance

As applicable, a summary of the work underway as part of technical assistance.

Annually identify the reason(s) the LEA is eligible for or has requested technical assistance consistent with EC sections 47607.3, 52071, 52071.5, 52072, or 52072.5, and provide a summary of the work underway as part of receiving technical assistance. The most common form of this technical assistance is frequently referred to as Differentiated Assistance, however this also includes LEAs that have requested technical assistance from their COE.

- If the LEA is not eligible for or receiving technical assistance, the LEA may respond to this prompt as "Not Applicable."

Comprehensive Support and Improvement
An LEA with a school or schools identified for comprehensive support and improvement (CSI) under the Every Student Succeeds Act must respond to the following prompts:

Schools Identified

A list of the schools in the LEA that are eligible for comprehensive support and improvement.

- Identify the schools within the LEA that have been identified for CSI.

Support for Identified Schools

A description of how the LEA has or will support its eligible schools in developing comprehensive support and improvement plans.

- Describe how the LEA has or will support the identified schools in developing CSI plans that included a school-level needs assessment, evidence-based interventions, and the identification of any resource inequities to be addressed through the implementation of the CSI plan.

Monitoring and Evaluating Effectiveness

A description of how the LEA will monitor and evaluate the plan to support student and school improvement.

- Describe how the LEA will monitor and evaluate the implementation and effectiveness of the CSI plan to support student and school improvement.

Engaging Educational Partners

Purpose

Significant and purposeful engagement of parents, students, educators, and other educational partners, including those representing the student groups identified by LCFF, is critical to the development of the LCAP and the budget process. Consistent with statute, such engagement should support comprehensive strategic planning, particularly to address and reduce disparities in opportunities and outcomes between student groups indicated by the Dashboard, accountability, and improvement across the state priorities and locally identified priorities (EC Section 52064[e][1]). Engagement of educational partners is an ongoing, annual process.

This section is designed to reflect how the engagement of educational partners influenced the decisions reflected in the adopted LCAP. The goal is to allow educational partners that participated in the LCAP development process and the broader public to understand how the LEA engaged educational partners and the impact of that engagement. LEAs are encouraged to keep this goal in the forefront when completing this section.

Requirements

Requirements

School districts and COEs: *EC* Section 52060(g) and *EC* Section 52066(g) specify the educational partners that must be consulted when developing the LCAP:

- Teachers,

- Principals,
- Administrators,
- Other school personnel,
- Local bargaining units of the LEA,
- Parents, and
- Students

A school district or COE receiving Equity Multiplier funds must also consult with educational partners at schools generating Equity Multiplier funds in the development of the LCAP, specifically, in the development of the required focus goal for each applicable school.

Before adopting the LCAP, school districts and COEs must share it with the applicable committees, as identified below under Requirements and Instructions. The superintendent is required by statute to respond in writing to the comments received from these committees. School districts and COEs must also consult with the special education local plan area administrator(s) when developing the LCAP.

Charter schools: *EC* Section 47606.5(d) requires that the following educational partners be consulted with when developing the LCAP:

- Teachers,
- Principals,
- Administrators,
- Other school personnel,
- Parents, and
- Students

A charter school receiving Equity Multiplier funds must also consult with educational partners at the school generating Equity Multiplier funds in the development of the LCAP, specifically, in the development of the required focus goal for the school.

The LCAP should also be shared with, and LEAs should request input from, schoolsite-level advisory groups, as applicable (e.g., schoolsite councils, English Learner Advisory Councils, student advisory groups, etc.), to facilitate alignment between schoolsite and district-level goals. Information and resources that support effective engagement, define student consultation, and provide the requirements for advisory group composition, can be found under Resources on the CDE's LCAP webpage.

Before the governing board/body of an LEA considers the adoption of the LCAP, the LEA must meet the following legal requirements:

- For school districts, see *Education Code* Section 52062;
    - **Note:** Charter schools using the LCAP as the School Plan for Student Achievement must meet the requirements of *EC* Section 52062(a).
- For COEs, see *Education Code* Section 52068; and
- For charter schools, see *Education Code* Section 47606.5.

- **NOTE:** As a reminder, the superintendent of a school district or COE must respond, in writing, to comments received by the applicable committees identified in the *Education Code* sections listed above. This includes the parent advisory committee and may include the English learner parent advisory committee and, as of July 1, 2024, the student advisory committee, as applicable.

Instructions

Respond to the prompts as follows:

A summary of the process used to engage educational partners in the development of the LCAP.

School districts and county offices of education must, at a minimum, consult with teachers, principals, administrators, other school personnel, local bargaining units, parents, and students in the development of the LCAP.

Charter schools must, at a minimum, consult with teachers, principals, administrators, other school personnel, parents, and students in the development of the LCAP.

An LEA receiving Equity Multiplier funds must also consult with educational partners at schools generating Equity Multiplier funds in the development of the LCAP, specifically, in the development of the required focus goal for each applicable school.

Complete the table as follows:

Educational Partners

Identify the applicable educational partner(s) or group(s) that were engaged in the development of the LCAP.

Process for Engagement

Describe the engagement process used by the LEA to involve the identified educational partner(s) in the development of the LCAP. At a minimum, the LEA must describe how it met its obligation to consult with all statutorily required educational partners, as applicable to the type of LEA.

- A sufficient response to this prompt must include general information about the timeline of the process and meetings or other engagement strategies with educational partners. A response may also include information about an LEA's philosophical approach to engaging its educational partners.
- An LEA receiving Equity Multiplier funds must also include a summary of how it consulted with educational partners at schools generating Equity Multiplier funds in the development of the LCAP, specifically, in the development of the required focus goal for each applicable school.

A description of how the adopted LCAP was influenced by the feedback provided by educational partners.

Describe any goals, metrics, actions, or budgeted expenditures in the LCAP that were influenced by or developed in response to the educational partner feedback.

- A sufficient response to this prompt will provide educational partners and the public with clear, specific information about how the engagement process influenced the development of the LCAP. This may include a description of how the LEA prioritized requests of educational partners within the context of the budgetary resources available or otherwise prioritized areas of focus within the LCAP.
- An LEA receiving Equity Multiplier funds must include a description of how the consultation with educational partners at schools generating Equity Multiplier funds influenced the development of the adopted LCAP.
- For the purposes of this prompt, this may also include, but is not necessarily limited to:
  - Inclusion of a goal or decision to pursue a Focus Goal (as described below)
  - Inclusion of metrics other than the statutorily required metrics
  - Determination of the target outcome on one or more metrics
  - Inclusion of performance by one or more student groups in the Measuring and Reporting Results subsection
  - Inclusion of action(s) or a group of actions
  - Elimination of action(s) or group of actions
  - Changes to the level of proposed expenditures for one or more actions
  - Inclusion of action(s) as contributing to increased or improved services for unduplicated students
  - Analysis of effectiveness of the specific actions to achieve the goal
  - Analysis of material differences in expenditures
  - Analysis of changes made to a goal for the ensuing LCAP year based on the annual update process
  - Analysis of challenges or successes in the implementation of actions

Goals and Actions

Purpose

Well-developed goals will clearly communicate to educational partners what the LEA plans to accomplish, what the LEA plans to do in order to accomplish the goal, and how the LEA will know when it has accomplished the goal. A goal statement, associated metrics and expected outcomes, and the actions included in the goal must be in alignment. The explanation for why the LEA included a goal is an opportunity for LEAs to clearly communicate to educational partners and the public why, among the various strengths and areas for improvement highlighted by performance data and strategies and actions that could be pursued, the LEA decided to pursue this goal, and the related metrics, expected outcomes, actions, and expenditures.

A well-developed goal can be focused on the performance relative to a metric or metrics for all students, a specific student group(s), narrowing performance gaps, or implementing programs or strategies expected to impact outcomes. LEAs should assess the performance of their student groups when developing goals and the related actions to achieve such goals.

Requirements and Instructions

LEAs should prioritize the goals, specific actions, and related expenditures included within the LCAP within one or more state priorities. LEAs must consider performance on the state and local indicators, including their locally collected and reported data for the local indicators that are included in the Dashboard, in determining whether and how to prioritize its goals within the LCAP. As previously stated, strategic planning that

is comprehensive connects budgetary decisions to teaching and learning performance data. LEAs should continually evaluate the hard choices they make about the use of limited resources to meet student and community needs to ensure opportunities and outcomes are improved for all students, and to address and reduce disparities in opportunities and outcomes between student groups indicated by the Dashboard.

In order to support prioritization of goals, the LCAP template provides LEAs with the option of developing three different kinds of goals:

- Focus Goal: A Focus Goal is relatively more concentrated in scope and may focus on a fewer number of metrics to measure improvement. A Focus Goal statement will be time bound and make clear how the goal is to be measured.
    - All Equity Multiplier goals must be developed as focus goals. For additional information, see Required Focus Goal(s) for LEAs Receiving Equity Multiplier Funding below.
- Broad Goal: A Broad Goal is relatively less concentrated in its scope and may focus on improving performance across a wide range of metrics.
- Maintenance of Progress Goal: A Maintenance of Progress Goal includes actions that may be ongoing without significant changes and allows an LEA to track performance on any metrics not addressed in the other goals of the LCAP.

Requirement to Address the LCFF State Priorities

At a minimum, the LCAP must address all LCFF priorities and associated metrics articulated in *EC* sections 52060(d) and 52066(d), as applicable to the LEA. The *LCFF State Priorities Summary* provides a summary of *EC* sections 52060(d) and 52066(d) to aid in the development of the LCAP.

Respond to the following prompts, as applicable:

Focus Goal(s)

Description

The description provided for a Focus Goal must be specific, measurable, and time bound.

- An LEA develops a Focus Goal to address areas of need that may require or benefit from a more specific and data intensive approach.
- The Focus Goal can explicitly reference the metric(s) by which achievement of the goal will be measured and the time frame according to which the LEA expects to achieve the goal.

Type of Goal

Identify the type of goal being implemented as a Focus Goal.

State Priorities addressed by this goal.

Identify each of the state priorities that this goal is intended to address.

An explanation of why the LEA has developed this goal.

Explain why the LEA has chosen to prioritize this goal.

- An explanation must be based on Dashboard data or other locally collected data.
- LEAs must describe how the LEA identified this goal for focused attention, including relevant consultation with educational partners.
- LEAs are encouraged to promote transparency and understanding around the decision to pursue a focus goal.

Required Focus Goal(s) for LEAs Receiving Equity Multiplier Funding

Description

LEAs receiving Equity Multiplier funding must include one or more focus goals for each school generating Equity Multiplier funding. In addition to addressing the focus goal requirements described above, LEAs must adhere to the following requirements.

Focus goals for Equity Multiplier schoolsites must address the following:

(A) All student groups that have the lowest performance level on one or more state indicators on the Dashboard, and

(B) Any underlying issues in the credentialing, subject matter preparation, and retention of the school's educators, if applicable.

- Focus Goals for each and every Equity Multiplier schoolsite must identify specific metrics for each identified student group, as applicable.
- An LEA may create a single goal for multiple Equity Multiplier schoolsites if those schoolsites have the same student group(s) performing at the lowest performance level on one or more state indicators on the Dashboard or, experience similar issues in the credentialing, subject matter preparation, and retention of the school's educators.
    - When creating a single goal for multiple Equity Multiplier schoolsites, the goal must identify the student groups and the performance levels on the Dashboard that the Focus Goal is addressing; or,
    - The common issues the schoolsites are experiencing in credentialing, subject matter preparation, and retention of the school's educators, if applicable.

Type of Goal

Identify the type of goal being implemented as an Equity Multiplier Focus Goal.

State Priorities addressed by this goal.

Identify each of the state priorities that this goal is intended to address.

An explanation of why the LEA has developed this goal.

Explain why the LEA has chosen to prioritize this goal.

- An explanation must be based on Dashboard data or other locally collected data.
- LEAs must describe how the LEA identified this goal for focused attention, including relevant consultation with educational partners.
- LEAs are encouraged to promote transparency and understanding around the decision to pursue a focus goal.
- In addition to this information, the LEA must also identify:
    - The school or schools to which the goal applies

LEAs are encouraged to approach an Equity Multiplier goal from a wholistic standpoint, considering how the goal might maximize student outcomes through the use of LCFF and other funding in addition to Equity Multiplier funds.

- Equity Multiplier funds must be used to supplement, not supplant, funding provided to Equity Multiplier schoolsites for purposes of the LCFF, the Expanded Learning Opportunities Program (ELO-P), the Literacy Coaches and Reading Specialists (LCRS) Grant Program, and/or the California Community Schools Partnership Program (CCSPP).
- This means that Equity Multiplier funds must not be used to replace funding that an Equity Multiplier schoolsite would otherwise receive to implement LEA-wide actions identified in the LCAP or that an Equity Multiplier schoolsite would otherwise receive to implement provisions of the ELO-P, the LCRS, and/or the CCSPP.

Note: *EC* Section 42238.024(b)(1) requires that Equity Multiplier funds be used for the provision of evidence-based services and supports for students. Evidence-based services and supports are based on objective evidence that has informed the design of the service or support and/or guides the modification of those services and supports. Evidence-based supports and strategies are most commonly based on educational research and/or metrics of LEA, school, and/or student performance.

Broad Goal

Description

Describe what the LEA plans to achieve through the actions included in the goal.

- The description of a broad goal will be clearly aligned with the expected measurable outcomes included for the goal.

- The goal description organizes the actions and expected outcomes in a cohesive and consistent manner.
- A goal description is specific enough to be measurable in either quantitative or qualitative terms. A broad goal is not as specific as a focus goal. While it is specific enough to be measurable, there are many different metrics for measuring progress toward the goal.

Type of Goal

Identify the type of goal being implemented as a Broad Goal.

State Priorities addressed by this goal.

Identify each of the state priorities that this goal is intended to address.

An explanation of why the LEA has developed this goal.

Explain why the LEA developed this goal and how the actions and metrics grouped together will help achieve the goal.

Maintenance of Progress Goal

Description

Describe how the LEA intends to maintain the progress made in the LCFF State Priorities not addressed by the other goals in the LCAP.

- Use this type of goal to address the state priorities and applicable metrics not addressed within the other goals in the LCAP.
- The state priorities and metrics to be addressed in this section are those for which the LEA, in consultation with educational partners, has determined to maintain actions and monitor progress while focusing implementation efforts on the actions covered by other goals in the LCAP.

Type of Goal

Identify the type of goal being implemented as a Maintenance of Progress Goal.

State Priorities addressed by this goal.

Identify each of the state priorities that this goal is intended to address.

An explanation of why the LEA has developed this goal.

Explain how the actions will sustain the progress exemplified by the related metrics.

Measuring and Reporting Results:

For each LCAP year, identify the metric(s) that the LEA will use to track progress toward the expected outcomes.

- LEAs must identify metrics for specific student groups, as appropriate, including expected outcomes that address and reduce disparities in outcomes between student groups.
- The metrics may be quantitative or qualitative; but at minimum, an LEA's LCAP must include goals that are measured using all of the applicable metrics for the related state priorities, in each LCAP year, as applicable to the type of LEA.
- To the extent a state priority does not specify one or more metrics (e.g., implementation of state academic content and performance standards), the LEA must identify a metric to use within the LCAP. For these state priorities, LEAs are encouraged to use metrics based on or reported through the relevant local indicator self-reflection tools within the Dashboard.
- **Required metrics for LEA-wide actions:** For each action identified as 1) contributing towards the requirement to increase or improve services for foster youth, English learners, including long-term English learners, and low-income students and 2) being provided on an LEA-wide basis, the LEA must identify one or more metrics to monitor the effectiveness of the action and its budgeted expenditures.
    - These required metrics may be identified within the action description or the first prompt in the increased or improved services section, however the description must clearly identify the metric(s) being used to monitor the effectiveness of the action and the action(s) that the metric(s) apply to.
- **Required metrics for Equity Multiplier goals**: For each Equity Multiplier goal, the LEA must identify:
    - The specific metrics for each identified student group at each specific schoolsite, as applicable, to measure the progress toward the goal, and/or
    - The specific metrics used to measure progress in meeting the goal related to credentialing, subject matter preparation, or educator retention at each specific schoolsite.
- **Required metrics for actions supported by LREBG funds**: To implement the requirements of *EC* Section 52064.4, LEAs with unexpended LREBG funds must include at least one metric to monitor the impact of each action funded with LREBG funds included in the goal.
    - The metrics being used to monitor the impact of each action funded with LREBG funds are not required to be new metrics; they may be metrics that are already being used to measure progress towards goals and actions included in the LCAP.

Complete the table as follows:

Metric #

- Enter the metric number.

Metric

- Identify the standard of measure being used to determine progress towards the goal and/or to measure the effectiveness of one or more actions associated with the goal.

Baseline

- Enter the baseline when completing the LCAP for 2024–25.
    - Use the most recent data associated with the metric available at the time of adoption of the LCAP for the first year of the three-year plan. LEAs may use data as reported on the 2023 Dashboard for the baseline of a metric only if that data represents the most recent available data (e.g., high school graduation rate).
    - Using the most recent data available may involve reviewing data the LEA is preparing for submission to the California Longitudinal Pupil Achievement Data System (CALPADS) or data that the LEA has recently submitted to CALPADS.
    - Indicate the school year to which the baseline data applies.
    - The baseline data must remain unchanged throughout the three-year LCAP.
        - This requirement is not intended to prevent LEAs from revising the baseline data if it is necessary to do so. For example, if an LEA identifies that its data collection practices for a particular metric are leading to inaccurate data and revises its practice to obtain accurate data, it would also be appropriate for the LEA to revise the baseline data to align with the more accurate data process and report its results using the accurate data.
        - If an LEA chooses to revise its baseline data, then, at a minimum, it must clearly identify the change as part of its response to the description of changes prompt in the Goal Analysis for the goal. LEAs are also strongly encouraged to involve their educational partners in the decision of whether or not to revise a baseline and to communicate the proposed change to their educational partners.
    - Note for Charter Schools: Charter schools developing a one- or two-year LCAP may identify a new baseline each year, as applicable.

Year 1 Outcome

- When completing the LCAP for 2025–26, enter the most recent data available. Indicate the school year to which the data applies.
    - Note for Charter Schools: Charter schools developing a one-year LCAP may provide the Year 1 Outcome when completing the LCAP for both 2025–26 and 2026–27 or may provide the Year 1 Outcome for 2025–26 and provide the Year 2 Outcome for 2026–27.

Year 2 Outcome

- When completing the LCAP for 2026–27, enter the most recent data available. Indicate the school year to which the data applies.

- Note for Charter Schools: Charter schools developing a one-year LCAP may identify the Year 2 Outcome as not applicable when completing the LCAP for 2026–27 or may provide the Year 2 Outcome for 2026–27.

Target for Year 3 Outcome

- When completing the first year of the LCAP, enter the target outcome for the relevant metric the LEA expects to achieve by the end of the three-year LCAP cycle.
    - Note for Charter Schools: Charter schools developing a one- or two-year LCAP may identify a Target for Year 1 or Target for Year 2, as applicable.

Current Difference from Baseline

- When completing the LCAP for 2025–26 and 2026–27, enter the current difference between the baseline and the yearly outcome, as applicable.
    - Note for Charter Schools: Charter schools developing a one- or two-year LCAP will identify the current difference between the baseline and the yearly outcome for Year 1 and/or the current difference between the baseline and the yearly outcome for Year 2, as applicable.

Timeline for school districts and COEs for completing the "**Measuring and Reporting Results**" part of the Goal.

Metric	Baseline	Year 1 Outcome	Year 2 Outcome	Target for Year 3 Outcome	Current Difference from Baseline
Enter information in this box when completing the LCAP for **2024–25** or when adding a new metric.	Enter information in this box when completing the LCAP for **2024–25** or when adding a new metric.	Enter information in this box when completing the LCAP for **2025–26**. Leave blank until then.	Enter information in this box when completing the LCAP for **2026–27**. Leave blank until then.	Enter information in this box when completing the LCAP for **2024–25** or when adding a new metric.	Enter information in this box when completing the LCAP for **2025–26** and **2026–27**. Leave blank until then.

Goal Analysis:

Enter the LCAP Year.

Using actual annual measurable outcome data, including data from the Dashboard, analyze whether the planned actions were effective towards achieving the goal. "Effective" means the degree to which the planned actions were successful in producing the target result. Respond to the prompts as instructed.

Note: When completing the 2024–25 LCAP, use the 2023–24 Local Control and Accountability Plan Annual Update template to complete the Goal Analysis and identify the Goal Analysis prompts in the 2024–25 LCAP as "Not Applicable."

A description of overall implementation, including any substantive differences in planned actions and actual implementation of these actions, and any relevant challenges and successes experienced with implementation.

- Describe the overall implementation of the actions to achieve the articulated goal, including relevant challenges and successes experienced with implementation.
    - Include a discussion of relevant challenges and successes experienced with the implementation process.
    - This discussion must include any instance where the LEA did not implement a planned action or implemented a planned action in a manner that differs substantively from how it was described in the adopted LCAP.

An explanation of material differences between Budgeted Expenditures and Estimated Actual Expenditures and/or Planned Percentages of Improved Services and Estimated Actual Percentages of Improved Services.

- Explain material differences between Budgeted Expenditures and Estimated Actual Expenditures and between the Planned Percentages of Improved Services and Estimated Actual Percentages of Improved Services, as applicable. Minor variances in expenditures or percentages do not need to be addressed, and a dollar-for-dollar accounting is not required.

A description of the effectiveness or ineffectiveness of the specific actions to date in making progress toward the goal.

- Describe the effectiveness or ineffectiveness of the specific actions to date in making progress toward the goal. "Effectiveness" means the degree to which the actions were successful in producing the target result and "ineffectiveness" means that the actions did not produce any significant or targeted result.
    - In some cases, not all actions in a goal will be intended to improve performance on all of the metrics associated with the goal.
    - When responding to this prompt, LEAs may assess the effectiveness of a single action or group of actions within the goal in the context of performance on a single metric or group of specific metrics within the goal that are applicable to the action(s). Grouping actions with metrics will allow for more robust analysis of whether the strategy the LEA is using to impact a specified set of metrics is working and increase transparency for educational partners. LEAs are encouraged to use such an approach when goals include multiple actions and metrics that are not closely associated.
    - Beginning with the development of the 2024–25 LCAP, the LEA must change actions that have not proven effective over a three-year period.

A description of any changes made to the planned goal, metrics, target outcomes, or actions for the coming year that resulted from reflections on prior practice.

- Describe any changes made to this goal, expected outcomes, metrics, or actions to achieve this goal as a result of this analysis and analysis of the data provided in the Dashboard or other local data, as applicable.
    - As noted above, beginning with the development of the 2024–25 LCAP, the LEA must change actions that have not proven effective over a three-year period. For actions that have been identified as ineffective, the LEA must identify the ineffective action and must include a description of the following:

- The reasons for the ineffectiveness, and
- How changes to the action will result in a new or strengthened approach.

Actions:

Complete the table as follows. Add additional rows as necessary.

Action #

- Enter the action number.

Title

- Provide a short title for the action. This title will also appear in the action tables.

Description

- Provide a brief description of the action.
    - For actions that contribute to meeting the increased or improved services requirement, the LEA may include an explanation of how each action is principally directed towards and effective in meeting the LEA's goals for unduplicated students, as described in the instructions for the Increased or Improved Services for Foster Youth, English Learners, and Low-Income Students section.
    - As previously noted, for each action identified as 1) contributing towards the requirement to increase or improve services for foster youth, English learners, including long-term English learners, and low-income students and 2) being provided on an LEA-wide basis, the LEA must identify one or more metrics to monitor the effectiveness of the action and its budgeted expenditures.
    - These required metrics may be identified within the action description or the first prompt in the increased or improved services section; however, the description must clearly identify the metric(s) being used to monitor the effectiveness of the action and the action(s) that the metric(s) apply to.

Total Funds

- Enter the total amount of expenditures associated with this action. Budgeted expenditures from specific fund sources will be provided in the action tables.

Contributing

- Indicate whether the action contributes to meeting the increased or improved services requirement as described in the Increased or Improved Services section using a "Y" for Yes or an "N" for No.
    - **Note:** for each such contributing action, the LEA will need to provide additional information in the Increased or Improved Services section to address the requirements in *California Code of Regulations*, Title 5 [5 *CCR*] Section 15496 in the Increased or Improved Services section of the LCAP.

***Actions for Foster Youth*:** School districts, COEs, and charter schools that have a numerically significant foster youth student subgroup are encouraged to include specific actions in the LCAP designed to meet needs specific to foster youth students.

Required Actions

For English Learners and Long-Term English Learners

- LEAs with 30 or more English learners and/or 15 or more long-term English learners must include specific actions in the LCAP related to, at a minimum:
    - Language acquisition programs, as defined in *EC* Section 306, provided to students, and
    - Professional development for teachers.
    - If an LEA has both 30 or more English learners and 15 or more long-term English learners, the LEA must include actions for both English learners and long-term English learners.

For Technical Assistance

- LEAs eligible for technical assistance pursuant to *EC* sections 47607.3, 52071, 52071.5, 52072, or 52072.5, must include specific actions within the LCAP related to its implementation of the work underway as part of technical assistance. The most common form of this technical assistance is frequently referred to as Differentiated Assistance.

For Lowest Performing Dashboard Indicators

- LEAs that have Red Dashboard indicators for (1) a school within the LEA, (2) a student group within the LEA, and/or (3) a student group within any school within the LEA must include one or more specific actions within the LCAP:
    - The specific action(s) must be directed towards the identified student group(s) and/or school(s) and must address the identified state indicator(s) for which the student group or school received the lowest performance level on the 2023 Dashboard. Each student group and/or school that receives the lowest performance level on the 2023 Dashboard must be addressed by one or more actions.
    - These required actions will be effective for the three-year LCAP cycle.

For LEAs With Unexpended LREBG Funds

- To implement the requirements of *EC* Section 52064.4, LEAs with unexpended LREBG funds must include one or more actions supported with LREBG funds within the 2025–26, 2026–27, and 2027–28 LCAPs, as applicable to the LEA. Actions funded with LREBG funds must remain in the LCAP until the LEA has expended the remainder of its LREBG funds, after which time the actions may be removed from the LCAP.
    - Prior to identifying the actions included in the LCAP the LEA is required to conduct a needs assessment pursuant to EC Section 32526(d). For information related to the required needs assessment please see the Program Information tab on the LREBG

Program Information web page. Additional information about the needs assessment and evidence-based resources for the LREBG may be found on the California Statewide System of Support LREBG Resources web page. The required LREBG needs assessment may be part of the LEAs regular needs assessment for the LCAP if it meets the requirements of *EC* Section 32627(d).

- School districts receiving technical assistance and COEs providing technical assistance are encouraged to use the technical assistance process to support the school district in conducting the required needs assessment, the selection of actions funded by the LREBG and/or the evaluation of implementation of the actions required as part of the LCAP annual update process.
- As a reminder, LREBG funds must be used to implement one or more of the purposes articulated in *EC* Section 32526(c)(2).
- LEAs with unexpended LREBG funds must include one or more actions supported by LREBG funds within the LCAP. For each action supported by LREBG funding the action description must:
  - Identify the action as an LREBG action;
  - Include an explanation of how research supports the selected action;
  - Identify the metric(s) being used to monitor the impact of the action; and
  - Identify the amount of LREBG funds being used to support the action.

Increased or Improved Services for Foster Youth, English Learners, and Low-Income Students

Purpose

A well-written Increased or Improved Services section provides educational partners with a comprehensive description, within a single dedicated section, of how an LEA plans to increase or improve services for its unduplicated students as defined in *EC* Section 42238.02 in grades TK–12 as compared to all students in grades TK–12, as applicable, and how LEA-wide or schoolwide actions identified for this purpose meet regulatory requirements. Descriptions provided should include sufficient detail yet be sufficiently succinct to promote a broader understanding of educational partners to facilitate their ability to provide input. An LEA's description in this section must align with the actions included in the Goals and Actions section as contributing.

Please Note: For the purpose of meeting the Increased or Improved Services requirement and consistent with *EC* Section 42238.02, long-term English learners are included in the English learner student group.

Statutory Requirements

An LEA is required to demonstrate in its LCAP how it is increasing or improving services for its students who are foster youth, English learners, and/or low-income, collectively referred to as unduplicated students, as compared to the services provided to all students in proportion to the increase in funding it receives based on the number and concentration of unduplicated students in the LEA (*EC* Section 42238.07[a][1], *EC*

Section 52064[b][8][B]; 5 *CCR* Section 15496[a]). This proportionality percentage is also known as the "minimum proportionality percentage" or "MPP." The manner in which an LEA demonstrates it is meeting its MPP is two-fold: (1) through the expenditure of LCFF funds or through the identification of a Planned Percentage of Improved Services as documented in the Contributing Actions Table, and (2) through the explanations provided in the Increased or Improved Services for Foster Youth, English Learners, and Low-Income Students section.

To improve services means to grow services in quality and to increase services means to grow services in quantity. Services are increased or improved by those actions in the LCAP that are identified in the Goals and Actions section as contributing to the increased or improved services requirement, whether they are provided across the entire LEA (LEA-wide action), provided to an entire school (Schoolwide action), or solely provided to one or more unduplicated student group(s) (Limited action).

Therefore, for *any* action contributing to meet the increased or improved services requirement, the LEA must include an explanation of:

- How the action is increasing or improving services for the unduplicated student group(s) (Identified Needs and Action Design), and
- How the action meets the LEA's goals for its unduplicated pupils in the state and any local priority areas (Measurement of Effectiveness).

LEA-wide and Schoolwide Actions

In addition to the above required explanations, LEAs must provide a justification for why an LEA-wide or Schoolwide action is being provided to all students and how the action is intended to improve outcomes for unduplicated student group(s) as compared to all students.

- Conclusory statements that a service will help achieve an expected outcome for the goal, without an explicit connection or further explanation as to how, are not sufficient.

- Further, simply stating that an LEA has a high enrollment percentage of a specific student group or groups does not meet the increased or improved services standard because enrolling students is not the same as serving students.

For School Districts Only

Actions provided on an **LEA-wide** basis at **school districts with an unduplicated pupil percentage of less than 55 percent** must also include a description of how the actions are the most effective use of the funds to meet the district's goals for its unduplicated pupils in the state and any local priority areas. The description must provide the basis for this determination, including any alternatives considered, supporting research, experience, or educational theory.

Actions provided on a **Schoolwide** basis for **schools with less than 40 percent enrollment of unduplicated pupils** must also include a description of how these actions are the most effective use of the funds to meet the district's goals for its unduplicated pupils in the state and any local priority areas. The description must provide the basis for this determination, including any alternatives considered, supporting research, experience, or educational theory.

Requirements and Instructions

Complete the tables as follows:

Total Projected LCFF Supplemental and/or Concentration Grants

- Specify the amount of LCFF supplemental and concentration grant funds the LEA estimates it will receive in the coming year based on the number and concentration of foster youth, English learner, and low-income students. This amount includes the Additional 15 percent LCFF Concentration Grant.

Projected Additional 15 percent LCFF Concentration Grant

- Specify the amount of additional LCFF concentration grant add-on funding, as described in *EC* Section 42238.02, that the LEA estimates it will receive in the coming year.

Projected Percentage to Increase or Improve Services for the Coming School Year

- Specify the estimated percentage by which services for unduplicated pupils must be increased or improved as compared to the services provided to all students in the LCAP year as calculated pursuant to 5 *CCR* Section 15496(a)(7).

LCFF Carryover — Percentage

- Specify the LCFF Carryover — Percentage identified in the LCFF Carryover Table. If a carryover percentage is not identified in the LCFF Carryover Table, specify a percentage of zero (0.00%).

LCFF Carryover — Dollar

- Specify the LCFF Carryover — Dollar amount identified in the LCFF Carryover Table. If a carryover amount is not identified in the LCFF Carryover Table, specify an amount of zero ($0).

Total Percentage to Increase or Improve Services for the Coming School Year

- Add the Projected Percentage to Increase or Improve Services for the Coming School Year and the Proportional LCFF Required Carryover Percentage and specify the percentage. This is the LEA's percentage by which services for unduplicated pupils must be increased or improved as compared to the services provided to all students in the LCAP year, as calculated pursuant to 5 *CCR* Section 15496(a)(7).

Required Descriptions:

LEA-wide and Schoolwide Actions

For each action being provided to an entire LEA or school, provide an explanation of (1) the unique identified need(s) of the unduplicated student group(s) for whom the action is principally directed, (2) how the action is designed to address the identified need(s) and why it is being provided on an LEA or schoolwide basis, and (3) the metric(s) used to measure the effectiveness of the action in improving outcomes for the unduplicated student group(s).

If the LEA has provided this required description in the Action Descriptions, state as such within the table.

Complete the table as follows:

Identified Need(s)

Provide an explanation of the unique identified need(s) of the LEA's unduplicated student group(s) for whom the action is principally directed.

An LEA demonstrates how an action is principally directed towards an unduplicated student group(s) when the LEA explains the need(s), condition(s), or circumstance(s) of the unduplicated student group(s) identified through a needs assessment and how the action addresses them. A meaningful needs assessment includes, at a minimum, analysis of applicable student achievement data and educational partner feedback.

How the Action(s) are Designed to Address Need(s) and Why it is Provided on an LEA-wide or Schoolwide Basis

Provide an explanation of how the action as designed will address the unique identified need(s) of the LEA's unduplicated student group(s) for whom the action is principally directed and the rationale for why the action is being provided on an LEA-wide or schoolwide basis.

- As stated above, conclusory statements that a service will help achieve an expected outcome for the goal, without an explicit connection or further explanation as to how, are not sufficient.
- Further, simply stating that an LEA has a high enrollment percentage of a specific student group or groups does not meet the increased or improved services standard because enrolling students is not the same as serving students.

Metric(s) to Monitor Effectiveness

Identify the metric(s) being used to measure the progress and effectiveness of the action(s).

Note for COEs and Charter Schools: In the case of COEs and charter schools, schoolwide and LEA-wide are considered to be synonymous.

Limited Actions

For each action being solely provided to one or more unduplicated student group(s), provide an explanation of (1) the unique identified need(s) of the unduplicated student group(s) being served, (2) how the action is designed to address the identified need(s), and (3) how the effectiveness of the action in improving outcomes for the unduplicated student group(s) will be measured.

If the LEA has provided the required descriptions in the Action Descriptions, state as such.

Complete the table as follows:

Identified Need(s)

Provide an explanation of the unique need(s) of the unduplicated student group(s) being served identified through the LEA's needs assessment. A meaningful needs assessment includes, at a minimum, analysis of applicable student achievement data and educational partner feedback.

How the Action(s) are Designed to Address Need(s)

Provide an explanation of how the action is designed to address the unique identified need(s) of the unduplicated student group(s) being served.

Metric(s) to Monitor Effectiveness

Identify the metric(s) being used to measure the progress and effectiveness of the action(s).

For any limited action contributing to meeting the increased or improved services requirement that is associated with a Planned Percentage of Improved Services in the Contributing Summary Table rather than an expenditure of LCFF funds, describe the methodology that was used to determine the contribution of the action towards the proportional percentage, as applicable.

- For each action with an identified Planned Percentage of Improved Services, identify the goal and action number and describe the methodology that was used.
- When identifying a Planned Percentage of Improved Services, the LEA must describe the methodology that it used to determine the contribution of the action towards the proportional percentage. The percentage of improved services for an action corresponds to the amount of LCFF funding that the LEA estimates it would expend to implement the action if it were funded.
- For example, an LEA determines that there is a need to analyze data to ensure that instructional aides and expanded learning providers know what targeted supports to provide to students who are foster youth. The LEA could implement this action by hiring additional staff to collect and analyze data and to coordinate supports for students, which, based on the LEA's current pay scale, the LEA estimates would cost $165,000. Instead, the LEA chooses to utilize a portion of existing staff time to analyze data relating to students who are foster youth. This analysis will then be shared with site principals who will use the data to coordinate services provided by instructional assistants and expanded learning providers to target support to students. In this example, the LEA would divide the estimated cost of $165,000 by the amount of LCFF Funding identified in the Total Planned Expenditures Table and then convert the quotient to a percentage. This percentage is the Planned Percentage of Improved Services for the action.

Additional Concentration Grant Funding

A description of the plan for how the additional concentration grant add-on funding identified above will be used to increase the number of staff providing direct services to students at schools that have a high concentration (above 55 percent) of foster youth, English learners, and low-income students, as applicable.

An LEA that receives the additional concentration grant add-on described in *EC* Section 42238.02 is required to demonstrate how it is using these funds to increase the number of staff who provide direct services to students at schools with an enrollment of unduplicated students that is greater than 55 percent as compared to the number of staff who provide direct services to students at schools with an enrollment of unduplicated students that is equal to or less than 55 percent. The staff who provide direct services to students must be certificated staff and/or classified staff employed by the LEA; classified staff includes custodial staff.

Provide the following descriptions, as applicable to the LEA:

- An LEA that does not receive a concentration grant or the concentration grant add-on must indicate that a response to this prompt is not applicable.

- Identify the goal and action numbers of the actions in the LCAP that the LEA is implementing to meet the requirement to increase the number of staff who provide direct services to students at schools with an enrollment of unduplicated students that is greater than 55 percent.
- An LEA that does not have comparison schools from which to describe how it is using the concentration grant add-on funds, such as a single-school LEA or an LEA that only has schools with an enrollment of unduplicated students that is greater than 55 percent, must describe how it is using the funds to increase the number of credentialed staff, classified staff, or both, including custodial staff, who provide direct services to students at selected schools and the criteria used to determine which schools require additional staffing support.
- In the event that an additional concentration grant add-on is not sufficient to increase staff providing direct services to students at a school with an enrollment of unduplicated students that is greater than 55 percent, the LEA must describe how it is using the funds to retain staff providing direct services to students at a school with an enrollment of unduplicated students that is greater than 55 percent.

Complete the table as follows:

- Provide the staff-to-student ratio of classified staff providing direct services to students with a concentration of unduplicated students that is 55 percent or less and the staff-to-student ratio of classified staff providing direct services to students at schools with a concentration of unduplicated students that is greater than 55 percent, as applicable to the LEA.
    - The LEA may group its schools by grade span (Elementary, Middle/Junior High, and High Schools), as applicable to the LEA.
    - The staff-to-student ratio must be based on the number of full-time equivalent (FTE) staff and the number of enrolled students as counted on the first Wednesday in October of each year.
- Provide the staff-to-student ratio of certificated staff providing direct services to students at schools with a concentration of unduplicated students that is 55 percent or less and the staff-to-student ratio of certificated staff providing direct services to students at schools with a concentration of unduplicated students that is greater than 55 percent, as applicable to the LEA.
    - The LEA may group its schools by grade span (Elementary, Middle/Junior High, and High Schools), as applicable to the LEA.
    - The staff-to-student ratio must be based on the number of FTE staff and the number of enrolled students as counted on the first Wednesday in October of each year.

Action Tables

Complete the Total Planned Expenditures Table for each action in the LCAP. The information entered into this table will automatically populate the other Action Tables. Information is only entered into the Total Planned Expenditures Table, the Annual Update Table, the Contributing Actions Annual Update Table, and the LCFF Carryover Table. The word "input" has been added to column headers to aid in identifying the column(s) where information will be entered. Information is not entered on the remaining Action tables.

The following tables are required to be included as part of the LCAP adopted by the local governing board or governing body:

- Table 1: Total Planned Expenditures Table (for the coming LCAP Year)
- Table 2: Contributing Actions Table (for the coming LCAP Year)
- Table 3: Annual Update Table (for the current LCAP Year)
- Table 4: Contributing Actions Annual Update Table (for the current LCAP Year)
- Table 5: LCFF Carryover Table (for the current LCAP Year)

Note: The coming LCAP Year is the year that is being planned for, while the current LCAP year is the current year of implementation. For example, when developing the 2024–25 LCAP, 2024–25 will be the coming LCAP Year and 2023–24 will be the current LCAP Year.

Total Planned Expenditures Table

In the Total Planned Expenditures Table, input the following information for each action in the LCAP for that applicable LCAP year:

- **LCAP Year**: Identify the applicable LCAP Year.
- **1. Projected LCFF Base Grant**: Provide the total amount estimated LCFF entitlement for the coming school year, excluding the supplemental and concentration grants and the add-ons for the Targeted Instructional Improvement Block Grant program, the former Home-to-School Transportation program, and the Small School District Transportation program, pursuant to 5 *CCR* Section 15496(a)(8). Note that the LCFF Base Grant for purposes of the LCAP also includes the Necessary Small Schools and Economic Recovery Target allowances for school districts, and County Operations Grant for COEs.

  See *EC* sections 2574 (for COEs) and 42238.02 (for school districts and charter schools), as applicable, for LCFF entitlement calculations.
- **2. Projected LCFF Supplemental and/or Concentration Grants:** Provide the total amount of LCFF supplemental and concentration grants estimated on the basis of the number and concentration of unduplicated students for the coming school year.
- **3. Projected Percentage to Increase or Improve Services for the Coming School Year:** This percentage will not be entered; it is calculated based on the Projected LCFF Base Grant and the Projected LCFF Supplemental and/or Concentration Grants, pursuant to 5 *CCR* Section 15496(a)(8). This is the percentage by which services for unduplicated pupils must be increased or improved as compared to the services provided to all students in the coming LCAP year.
- **LCFF Carryover — Percentage:** Specify the LCFF Carryover — Percentage identified in the LCFF Carryover Table from the prior LCAP year. If a carryover percentage is not identified in the LCFF Carryover Table, specify a percentage of zero (0.00%).
- **Total Percentage to Increase or Improve Services for the Coming School Year:** This percentage will not be entered; it is calculated based on the Projected Percentage to Increase or Improve Services for the Coming School Year and the LCFF Carryover —

Percentage. ***This is the percentage by which the LEA must increase or improve services for unduplicated pupils as compared to the services provided to all students in the coming LCAP year.***

- **Goal #**: Enter the LCAP Goal number for the action.
- **Action #**: Enter the action's number as indicated in the LCAP Goal.
- **Action Title**: Provide a title of the action.
- **Student Group(s)**: Indicate the student group or groups who will be the primary beneficiary of the action by entering "All," or by entering a specific student group or groups.
- **Contributing to Increased or Improved Services?:** Type "Yes" if the action **is** included as contributing to meeting the increased or improved services requirement; OR, type "No" if the action is **not** included as contributing to meeting the increased or improved services requirement.
- If "Yes" is entered into the Contributing column, then complete the following columns:
    - **Scope**: The scope of an action may be LEA-wide (i.e., districtwide, countywide, or charterwide), schoolwide, or limited. An action that is LEA-wide in scope upgrades the entire educational program of the LEA. An action that is schoolwide in scope upgrades the entire educational program of a single school. An action that is limited in its scope is an action that serves only one or more unduplicated student groups.
    - **Unduplicated Student Group(s)**: Regardless of scope, contributing actions serve one or more unduplicated student groups. Indicate one or more unduplicated student groups for whom services are being increased or improved as compared to what all students receive.
    - **Location**: Identify the location where the action will be provided. If the action is provided to all schools within the LEA, the LEA must indicate "All Schools." If the action is provided to specific schools within the LEA or specific grade spans only, the LEA must enter "Specific Schools" or "Specific Grade Spans." Identify the individual school or a subset of schools or grade spans (e.g., all high schools or grades transitional kindergarten through grade five), as appropriate.
- **Time Span**: Enter "ongoing" if the action will be implemented for an indeterminate period of time. Otherwise, indicate the span of time for which the action will be implemented. For example, an LEA might enter "1 Year," or "2 Years," or "6 Months."
- **Total Personnel**: Enter the total amount of personnel expenditures utilized to implement this action.
- **Total Non-Personnel**: This amount will be automatically calculated based on information provided in the Total Personnel column and the Total Funds column.

- **LCFF Funds**: Enter the total amount of LCFF funds utilized to implement this action, if any. LCFF funds include all funds that make up an LEA's total LCFF target (i.e., base grant, grade span adjustment, supplemental grant, concentration grant, Targeted Instructional Improvement Block Grant, and Home-To-School Transportation).
    - **Note:** For an action to contribute towards meeting the increased or improved services requirement, it must include some measure of LCFF funding. The action may also include funding from other sources, however the extent to which an action contributes to meeting the increased or improved services requirement is based on the LCFF funding being used to implement the action.
- **Other State Funds**: Enter the total amount of Other State Funds utilized to implement this action, if any.
    - **Note:** Equity Multiplier funds must be included in the "Other State Funds" category, not in the "LCFF Funds" category. As a reminder, Equity Multiplier funds must be used to supplement, not supplant, funding provided to Equity Multiplier schoolsites for purposes of the LCFF, the ELO-P, the LCRS, and/or the CCSPP. This means that Equity Multiplier funds must not be used to replace funding that an Equity Multiplier schoolsite would otherwise receive to implement LEA-wide actions identified in the LEA's LCAP or that an Equity Multiplier schoolsite would otherwise receive to implement provisions of the ELO-P, the LCRS, and/or the CCSPP.
- **Local Funds**: Enter the total amount of Local Funds utilized to implement this action, if any.
- **Federal Funds**: Enter the total amount of Federal Funds utilized to implement this action, if any.
- **Total Funds**: This amount is automatically calculated based on amounts entered in the previous four columns.
- **Planned Percentage of Improved Services**: For any action identified as contributing, being provided on a Limited basis to unduplicated students, and that does not have funding associated with the action, enter the planned quality improvement anticipated for the action as a percentage rounded to the nearest hundredth (0.00%). A limited action is an action that only serves foster youth, English learners, and/or low-income students.
    - As noted in the instructions for the Increased or Improved Services section, when identifying a Planned Percentage of Improved Services, the LEA must describe the methodology that it used to determine the contribution of the action towards the proportional percentage. The percentage of improved services for an action corresponds to the amount of LCFF funding that the LEA estimates it would expend to implement the action if it were funded.

      For example, an LEA determines that there is a need to analyze data to ensure that instructional aides and expanded learning providers know what targeted supports to provide to students who are foster youth. The LEA could implement this action by hiring additional staff to collect and analyze data and to coordinate supports for students, which, based on the LEA's current pay scale, the LEA estimates would cost $165,000. Instead, the LEA chooses to utilize a portion of existing staff time to analyze data relating to students who are foster youth. This analysis will then be shared with site principals who will use the data to coordinate services provided by instructional assistants and expanded learning providers to target support to students. In this example, the LEA would divide the estimated cost of $165,000 by the amount of LCFF Funding identified in the Data Entry Table and then convert the quotient to a percentage. This percentage is the Planned Percentage of Improved Services for the action.

Contributing Actions Table

As noted above, information will not be entered in the Contributing Actions Table; however, the 'Contributing to Increased or Improved Services?' column will need to be checked to ensure that only actions with a "Yes" are displaying. If actions with a "No" are displayed or if actions that are contributing are not displaying in the column, use the drop-down menu in the column header to filter only the "Yes" responses.

Annual Update Table

In the Annual Update Table, provide the following information for each action in the LCAP for the relevant LCAP year:

- **Estimated Actual Expenditures**: Enter the total estimated actual expenditures to implement this action, if any.

Contributing Actions Annual Update Table

In the Contributing Actions Annual Update Table, check the 'Contributing to Increased or Improved Services?' column to ensure that only actions with a "Yes" are displaying. If actions with a "No" are displayed or if actions that are contributing are not displaying in the column, use the drop-down menu in the column header to filter only the "Yes" responses. Provide the following information for each contributing action in the LCAP for the relevant LCAP year:

- **6. Estimated Actual LCFF Supplemental and/or Concentration Grants:** Provide the total amount of LCFF supplemental and concentration grants estimated based on the number and concentration of unduplicated students in the current school year.
- **Estimated Actual Expenditures for Contributing Actions**: Enter the total estimated actual expenditure of LCFF funds used to implement this action, if any.
- **Estimated Actual Percentage of Improved Services:** For any action identified as contributing, being provided on a Limited basis only to unduplicated students, and that does not have funding associated with the action, enter the total estimated actual quality improvement anticipated for the action as a percentage rounded to the nearest hundredth (0.00%).
    - Building on the example provided above for calculating the Planned Percentage of Improved Services, the LEA in the example implements the action. As part of the annual update process, the LEA reviews implementation and student outcome data and determines that the action was implemented with fidelity and that outcomes for foster youth students improved. The LEA reviews the original estimated cost for the action and determines that had it hired additional staff to collect and analyze data and to coordinate supports for students that estimated actual cost would have been $169,500 due to a cost of living adjustment. The LEA would divide the estimated actual cost of $169,500 by the amount of LCFF Funding identified in the Data Entry Table and then convert the quotient to a percentage. This percentage is the Estimated Actual Percentage of Improved Services for the action.

LCFF Carryover Table

- **9. Estimated Actual LCFF Base Grant**: Provide the total amount of estimated LCFF Target Entitlement for the current school year, excluding the supplemental and concentration grants and the add-ons for the Targeted Instructional Improvement Block Grant program,

the former Home-to-School Transportation program, and the Small School District Transportation program, pursuant to 5 *CCR* Section 15496(a)(8). Note that the LCFF Base Grant for purposes of the LCAP also includes the Necessary Small Schools and Economic Recovery Target allowances for school districts, and County Operations Grant for COEs. See *EC* sections 2574 (for COEs) and 42238.02 (for school districts and charter schools), as applicable, for LCFF entitlement calculations.

- **10. Total Percentage to Increase or Improve Services for the Current School Year:** This percentage will not be entered. The percentage is calculated based on the amounts of the Estimated Actual LCFF Base Grant (9) and the Estimated Actual LCFF Supplemental and/or Concentration Grants (6), pursuant to 5 *CCR* Section 15496(a)(8), plus the LCFF Carryover – Percentage from the prior year. This is the percentage by which services for unduplicated pupils must be increased or improved as compared to the services provided to all students in the current LCAP year.

Calculations in the Action Tables

To reduce the duplication of effort of LEAs, the Action Tables include functionality such as pre-population of fields and cells based on the information provided in the Data Entry Table, the Annual Update Summary Table, and the Contributing Actions Table. For transparency, the functionality and calculations used are provided below.

Contributing Actions Table

- **4. Total Planned Contributing Expenditures (LCFF Funds)**
    - This amount is the total of the Planned Expenditures for Contributing Actions (LCFF Funds) column.
- **5. Total Planned Percentage of Improved Services**
    - This percentage is the total of the Planned Percentage of Improved Services column.
- **Planned Percentage to Increase or Improve Services for the coming school year (4 divided by 1, plus 5)**
    - This percentage is calculated by dividing the Total Planned Contributing Expenditures (4) by the Projected LCFF Base Grant (1), converting the quotient to a percentage, and adding it to the Total Planned Percentage of Improved Services (5).

Contributing Actions Annual Update Table

Pursuant to *EC* Section 42238.07(c)(2), if the Total Planned Contributing Expenditures (4) is less than the Estimated Actual LCFF Supplemental and Concentration Grants (6), the LEA is required to calculate the difference between the Total Planned Percentage of Improved Services (5) and the Total Estimated Actual Percentage of Improved Services (7). If the Total Planned Contributing Expenditures (4) is equal to or greater than the Estimated Actual LCFF Supplemental and Concentration Grants (6), the Difference Between Planned and Estimated Actual Percentage of Improved Services will display "Not Required."

- **6. Estimated Actual LCFF Supplemental and Concentration Grants**

- This is the total amount of LCFF supplemental and concentration grants the LEA estimates it will actually receive based on the number and concentration of unduplicated students in the current school year.

- **4. Total Planned Contributing Expenditures (LCFF Funds)**
  - This amount is the total of the Last Year's Planned Expenditures for Contributing Actions (LCFF Funds).
- **7. Total Estimated Actual Expenditures for Contributing Actions**
  - This amount is the total of the Estimated Actual Expenditures for Contributing Actions (LCFF Funds).
- **Difference Between Planned and Estimated Actual Expenditures for Contributing Actions (Subtract 7 from 4)**
  - This amount is the Total Estimated Actual Expenditures for Contributing Actions (7) subtracted from the Total Planned Contributing Expenditures (4).
- **5. Total Planned Percentage of Improved Services (%)**
  - This amount is the total of the Planned Percentage of Improved Services column.
- **8. Total Estimated Actual Percentage of Improved Services (%)**
  - This amount is the total of the Estimated Actual Percentage of Improved Services column.
- **Difference Between Planned and Estimated Actual Percentage of Improved Services (Subtract 5 from 8)**
  - This amount is the Total Planned Percentage of Improved Services (5) subtracted from the Total Estimated Actual Percentage of Improved Services (8).

LCFF Carryover Table

- **10. Total Percentage to Increase or Improve Services for the Current School Year (6 divided by 9 plus Carryover %)**
  - This percentage is the Estimated Actual LCFF Supplemental and/or Concentration Grants (6) divided by the Estimated Actual LCFF Base Grant (9) plus the LCFF Carryover – Percentage from the prior year.
- **11. Estimated Actual Percentage of Increased or Improved Services (7 divided by 9, plus 8)**
  - This percentage is the Total Estimated Actual Expenditures for Contributing Actions (7) divided by the LCFF Funding (9), then converting the quotient to a percentage and adding the Total Estimated Actual Percentage of Improved Services (8).
- **12. LCFF Carryover — Dollar Amount LCFF Carryover (Subtract 11 from 10 and multiply by 9)**

- If the Estimated Actual Percentage of Increased or Improved Services (11) is less than the Estimated Actual Percentage to Increase or Improve Services (10), the LEA is required to carry over LCFF funds.

  The amount of LCFF funds is calculated by subtracting the Estimated Actual Percentage to Increase or Improve Services (11) from the Estimated Actual Percentage of Increased or Improved Services (10) and then multiplying by the Estimated Actual LCFF Base Grant (9). This amount is the amount of LCFF funds that is required to be carried over to the coming year.

- **13. LCFF Carryover — Percentage (12 divided by 9)**
  - This percentage is the unmet portion of the Percentage to Increase or Improve Services that the LEA must carry over into the coming LCAP year. The percentage is calculated by dividing the LCFF Carryover (12) by the LCFF Funding (9).

California Department of Education
November 2024

Charlayne Sprague
Superintendent
Douglas M. Claflin
Assistant Superintendent of Business Services
Laura Rowland
Assistant Superintendent of Personnel Services
Jeannie Tavolazzi
Assistant Superintendent of Instruction and Pupil Services
Elizabeth Freer
Executive Director of Special Education



Board of Trustees
Cathline Fort
Matthew Gordon
Dr. Fermín Jaramillo
Dayna Karsch
April McAllaster

6061 East Avenue, Etiwanda, California 91739
www.etiwanda.k12.ca.us
(909) 899-2451 FAX (909) 803-3030

MEMORANDUM OF UNDERSTANDING BETWEEN THE ETIWANDA SCHOOL DISTRICT AND THE ETIWANDA TEACHERS ASSOCIATION

This Memorandum of Understanding (MOU) between the Etiwanda School District ("District") and the Etiwanda Teachers Association ("ETA") (collectively "the parties") documents the agreement between the parties relating to the changes to the District's Kindergarten program commencing with the 2023-2024 school year. Upon approval by the Etiwanda Teachers Association and the District's Governing Board, this MOU will be implemented at the start of the 2026-2027 school year.

RECITALS

WHEREAS, the District and the ETA are parties to the Etiwanda School District Collective Bargaining Agreement with the Etiwanda Teachers Association effective July 1, 2023 through June 30, 2026 ("ETA Contract"); and

WHEREAS, the District desires to continue the full day Kindergarten Program to provide expanded learning opportunities and improve outcomes for students which commenced at the start of the 2023-2024 school year; and

WHEREAS, the Parties desire to adjust the ETA Contract to reflect the changes to the District's Kindergarten Program commencing with the 2026-2027 school year, as specified in this MOU;

NOW THEREFORE, THE PARTIES AGREE:

1. Hours: Students will attend Kindergarten for 5 hours on Monday and for 6.5 hours on Tuesday through Friday. The Kindergarten teacher work day shall begin 30 minutes before the opening of school, and shall normally continue 7.5 hours, including lunch. Members shall remain on site beyond such hours to perform additional instructional and professional duties as outlined in Article 9 in the ETA Contract.

   a. The Kindergarten instructional day will be reduced by 1-1/2 hours on the first day of school as established on the District's student calendar.

   b. On the final instructional day before Thanksgiving, the winter, spring, and summer recesses, instruction in Kindergarten will be shortened by 1-1/2 hours. Kindergarten teachers may leave after the student dismissal time as long as professional duties

described in Article 9 in the ETA Contract have been completed.

2. Instructional Aides: The District will assign instructional aides to Kindergarten classes based on class size, as follows:

   a. Kindergarten classes, including Kindergarten combination classes with 24 or less students will receive a 4 hour instructional aide Monday through Friday, which totals 20 hours per week. The instructional aide support meets the state TK instructional aide staffing requirement.

   b. Kindergarten classes and K/1 combo classes with 25 or more students will receive an instructional aide for 5 hours on Mondays and 6 hours on Tuesday through Friday, which totals 29 hours per week.

      1. TK/K combination classes with 25 or more students will receive 5 hours of instructional aide support on Mondays, 6 hours of aide support Tuesday through Friday, and an additional daily 3 hour instructional aide to meet the state TK instructional aide staffing requirement.

   c. Kindergarten classes that exceed 30 students will receive 3 additional hours of instructional aide support per week. Analysis of class enrollment shall be based on monthly class enrollment reports. The district has a grace period of twenty school days at the beginning of the school year to evaluate enrollment numbers. The District shall make every effort to provide instructional aide support to qualifying Kindergarten classes within 20 calendar days after the monthly class enrollment report is submitted. The instructional aide support will continue in the Kindergarten class as long as the class enrollment exceeds 30 students, as per the monthly class enrollment report.

3. Preparation Periods: The District will provide up to sixty (60) preparation periods during the school year for unit members assigned to Kindergarten. These preparation periods will be 50 minutes in duration during the instructional day, whenever possible. In the event of inclement weather, scheduling conflicts, or other unforeseen circumstances and as deemed necessary by the school site, preparation time may be reduced to 40 minutes. The preparation period shall be utilized by unit members for the purposes discussed in Article 9 of the ETA Contract. The site administrator may reserve no more than 15 of these periods for required staff meetings, grade level meetings, trainings or in-service.

4. Professional Development: Kindergarten teachers will no longer receive the two additional planning days set forth in Article 9 of the ETA Contract. Kindergarten teachers will be scheduled for professional development through the Instruction Department during the 2026-2027 school year.

5. Parent/Guardian-Teacher Conferences: The District will designate one week per year for parent/guardian-teacher conferences.

6. Recess: Kindergarten students will be provided with a 15 minute recess time, as scheduled by the school site administration.

7. Student Supervision Duties:
   a. Kindergarten teachers will be integrated into the standard site duty schedule and will be assigned equitably in relation to the unit members assigned to grades 1-5 based on language in Article 9 in the ETA Contract.
   b. Unit members serving in Kindergarten will have a duty-free instructional day. An instructional day is defined as the time between the start of a student's required school day and the end of a student's required school day (bell to bell).

8. Kindergarten classrooms will have access to a classroom restroom or campus support to aid with bathroom supervision.

9. Except as expressly provided herein, all terms and conditions of the ETA Contract shall continue to remain in full force and effect as to all unit members.

10. The Parties agree that this Memorandum of Understanding is non-precedential and applies only to the terms specifically agreed to herein. Nothing in this Memorandum of Understanding shall be construed to waive, modify, or amend any provision of the ETA Contract except as provided herein.

11. This agreement shall take effect on the date that both parties sign the agreement, shall be subject to ratification by the Etiwanda Board of Trustees, and will expire the last school day of 2026-2027. It may only be extended upon mutual agreement of both parties.

ETIWANDA SCHOOL DISTRICT

Laura Rowland, Assistant Superintendent of Personnel — Date: 4/30/26

ETIWANDA TEACHERS ASSOCIATION

Michelle Carney, ETA President — Date: 4/30/26

Charlayne Sprague
Superintendent
Douglas M. Claflin
Assistant Superintendent of Business Services
Laura Rowland
Assistant Superintendent of Personnel Services
Jeannie Tavolazzi
Assistant Superintendent of Instruction and Pupil Services
Elizabeth Freer
Executive Director of Special Education



Board of Trustees
Cathline Fort
Matthew Gordon
Dr. Fermín Jaramillo
Dayna Karsch
April McAllaster

6061 East Avenue, Etiwanda, California 91739
www.etiwanda.k12.ca.us
(909) 899-2451 FAX (909) 803-3030

MEMORANDUM OF UNDERSTANDING BETWEEN
ETIWANDA SCHOOL DISTRICT AND
ETIWANDA TEACHERS ASSOCIATION

This Memorandum of Understanding ("MOU") between the Etiwanda School District ("District") and the Etiwanda Teachers Association ("ETA") (collectively "the Parties") is entered into with respect to the following:

RECITALS

WHEREAS, the District and the ETA are parties to the Etiwanda School District Collective Bargaining Agreement with the Etiwanda Teachers Association effective July 1, 2023 through June 30, 2026 ("ETA Contract"); and

WHEREAS, ETA is the exclusive representative of a bargaining unit of non-management certificated positions in the District; and

WHEREAS, the Early Childhood Preschool Teachers are not represented by ETA; and

WHEREAS, the Parties agree that Early Childhood Preschool Teachers are certificated employees; and

WHEREAS, ETA desires to add the Early Childhood Preschool Teachers into its certificated bargaining unit.

NOW THEREFORE, THE PARTIES AGREE:

1. Effective July 1, 2026, ETA shall be the exclusive representative of the Early Childhood Preschool Teachers.

2. During negotiations for a successor agreement, Article 2, "Recognition," of the ETA Contract shall be amended to reflect the addition of the Early Childhood Preschool Teachers to the ETA bargaining unit.

3. Effective July 1, 2026, the Early Childhood Preschool Teachers ("Preschool Teachers") shall be placed on the Certificated Early Childhood Preschool Teacher Salary Schedule, which is enclosed herein as **Exhibit A**. The Preschool Teachers are certificated employees who earn an annual salary for their work. Similar to other certificated employees in the ETA bargaining unit, Preschool Teachers shall not receive vacation, holidays, or overtime pay.

    a. **Salary Schedule Placement for Current and New Preschool Teachers**

        i. Current Preschool Teachers shall be given credit for all years of successful preschool teaching experience at the District, but the salary schedule step placement shall not

exceed Step 6. In order to be counted as successful experience, the Preschool Teacher must have actually rendered full-time equivalent service of 75% of the days of a school year.

ii. New Preschool Teachers (hired after the 2025-2026 school year) shall be given credit for up to five (5) years of successful preschool teaching experience upon verification of such experience satisfactory to the District. In order to be counted as successful experience, the Preschool Teacher must have actually rendered full-time equivalent service of 75% of the days of a school year. Years submitted for experience credit must have been taught in the ten (10) years immediately preceding employment with the Etiwanda School District. The initial salary schedule step placement shall not exceed Step 6.

iii. For column placement on the salary schedule, only lower division units acquired from an accredited college or university with a grade of "C" or above (pass) shall be credited for salary placement.

1. For current Preschool Teachers, they shall submit official transcripts or other verification by June 15, 2026 in order for the units to be accepted for salary credit and column placement on the salary schedule. Failure to submit official transcripts or other verification by June 15, 2026 will result in the units not being accepted for salary credit and column placement on the salary schedule until the next submission date of September 15, 2026.

2. New Preschool Teachers hired prior to September 15 must submit official transcripts or other verification by September 15 of the first year of employment as requested in order for the units to be accepted for salary credit and column placement on the salary schedule. Failure to submit official transcripts or other verification by September 15 of the first year of employment as requested will result in the units not being accepted for salary credit and column placement on the salary schedule until the next submission date (refer to Article 17, Section C. 1-3, "Advancement on the Salary Schedule," of the ETA Contract).

3. Preschool Teachers hired after September 15 must submit official transcripts within sixty (60) calendar days of their contract start date in order for the units to be accepted for salary credit and column placement on the salary schedule.

b. **Advancement on the Salary Schedule:** For advancement on the salary schedule, the Preschool Teachers shall follow the same criteria set forth in Article 17, Section C. 1-3, "Advancement on the Salary Schedule," of the ETA Contract.

4. The Preschool Teachers' work hours and work year shall be as follows: they shall work seven (7) hours per day, thirty-five (35) hours per week, and 185 work days per year (180 instructional days, 3 training/planning days, and 2 non-student professional development days). Their working hours are Monday through Friday, 7:20 a.m. to 2:50 p.m., which include a thirty (30) minute lunch period. Because the nature of a Preschool Teacher's day-to-day professional responsibilities does not lend itself to a work day of rigidly established length, Preschool Teachers shall remain at the school site to work during the established 7.5 hour work day, inclusive of their lunch period, and shall remain on site beyond such hours as needed to perform their additional instructional and professional duties.

5. Preschool Teachers shall follow the applicable provisions set forth in Article 9, Section B., "Instructional Professional Responsibilities," Section C., "Non-Instructional Professional Responsibilities," Section L., "Preschool Program," and Section M., "Staff Meetings," of the ETA Contract, which are copied below for reference in relevant part:

   a. Instructional Professional Responsibilities: instructional professional responsibilities include the planning of lessons, preparation of materials for instruction, review and evaluation of work of students, conferring and counseling with students, parents, staff, and administrators, maintaining student records, attending in-service, faculty, departmental, grade level, and student study team meetings. Additional instructional professional responsibilities include assigned supervision of students within and outside the classroom, participation in back-to-school night, open house, promotion, parent conferences, parent/guardian-teacher meetings, IEP meetings, grade level evening performances by pupils where the majority of a teacher's assigned class participates, and emergency needs.

   b. In the event of an emergency, or in the unforeseen absence of non-certificated personnel to provide adequate student supervision, unit members may be required to supervise students at any time during the contractual day.

   c. Non-Instructional Professional Responsibilities: non-instructional responsibilities, beyond the above defined duties, will be distributed by the site administrator as equitably as possible. Such responsibilities include, but are not necessarily limited to, special school programs, dances, carnivals/festivals, field trips outside of the regular school day, assigned school committees, and emergency needs.

   d. Preschool Program: preschool classes are staffed by the District with one credentialed Early Childhood Special Education (ECSE) teacher and one Early Childhood Preschool Teacher who holds a Childhood Development Permit. The ECSE and ECE will co-teach the morning and afternoon preschool classes.

   e. Each unit member in the Preschool program will teach a 180 minute morning class and a 180 minute afternoon class, four days per week, and be responsible for all instructional and non-instructional responsibilities listed in Article 9, Section B & C.

   f. The District will provide preschool unit members with one student free day per week to complete their professional responsibilities as described in Article 9, Section B, which includes attendance and participation at district provided trainings, Preschool department meetings and any site directed professional development that may be scheduled on a Monday. If a meeting or training is scheduled on a Monday, the preparation time will not be made up or provided at a later time.

   g. In lieu of the Early Departure on Day Preceding Break Periods (see Article 9, Section G), the preschool program will end one day prior to the published student calendar. Unit members assigned to the preschool program will utilize the student free work day to complete activities described in Article 9, Section B.

   h. Staff Meetings: estimated start and end times for school site staff meetings will be provided by school administration at the beginning of the school year or provided 72 hours prior to the meeting, with the exception of staff meetings called for emergency situations. Time will be set aside at the beginning or end of staff meetings, as determined by the site

principal, to conduct Etiwanda Teachers Association business. Staff meetings will not be scheduled on days when all teachers are required to attend evening school-wide events. Staff meetings held on non-student days may not exceed the contract day.

i. The hourly instructional rate of pay will be 0.1% of Step 1, Column 1 of the Certificated Early Childhood Preschool Teacher Salary Schedule and will be paid to Preschool Teachers for appropriate assignments beyond their regular duties, subject to site administrator approval.

6. This MOU satisfies the Parties' obligation to negotiate the terms and conditions of employment for the Preschool Teachers, and the MOU terms shall be incorporated into any successor agreement of the Parties.

7. Upon approval by the ETA and the District's Governing Board, this MOU will be implemented at the start of the 2026-2027 school year.

ETIWANDA SCHOOL DISTRICT

Laura Rowland, Assistant Superintendent of Personnel — 5/21/26 Date

ETIWANDA TEACHERS ASSOCIATION

Michelle Carney, ETA President — 5/21/26 Date

EXHIBIT A

6061 East Avenue, Etiwanda, California 91739
www.etiwanda.k12.ca.us
(909) 899-2451 FAX (909) 899-4741

2026-2027 CERTIFICATED EARLY CHILDHOOD PRESCHOOL TEACHER SALARY SCHEDULE

185 work days

Effective 7/1/2026

COLUMN		1 CD Permit Only	or	2 CD Permit + 48 Sem. 72 Qrtr.	or	3 CD Permit + 72 Sem. 108 Qrtr.	or	4 CD Permit + 96 Sem. 144 Qrtr.	or	5 CD Permit + BA Incl. 120 Sem. 180 Qrtr.
STEP	1	40,230		42,243		44,253		46,265		48,277
STEP	2	41,638		43,721		45,802		47,884		49,966
STEP	3	43,096		45,251		47,406		49,561		51,715
STEP	4	44,604		46,835		49,064		51,295		53,525
STEP	5	46,165		48,474		50,782		53,090		55,398
STEP	6	47,781		50,170		52,559		54,949		57,337
STEP	7	47,781		50,170		52,559		54,949		57,337
STEP	8	47,781		50,170		52,559		54,949		57,337
STEP	9	47,781		50,170		52,559		54,949		57,337
STEP	10	47,781		50,170		52,559		54,949		57,337
STEP	11	47,781		50,170		52,559		54,949		57,337
STEP	12	47,781		50,170		52,559		54,949		57,337
STEP	13	48,102		50,507		52,912		55,318		57,722
STEP	14	48,425		50,846		53,267		55,689		58,109
STEP	15	48,750		51,187		53,624		56,063		58,499
STEP	16	49,077		51,530		53,984		56,439		58,891
STEP	17	49,406		51,876		54,346		56,818		59,286
STEP	18	49,738		52,224		54,711		57,199		59,684
STEP	19	50,072		52,574		55,078		57,583		60,084
STEP	20	50,408		52,927		55,448		57,969		60,487
STEP	21	50,746		53,282		55,820		58,358		60,893
STEP	22	51,086		53,639		56,194		58,749		61,301
STEP	23	51,429		53,999		56,571		59,143		61,712
STEP	24	51,774		54,361		56,951		59,540		62,126
STEP	25	52,121		54,726		57,333		59,939		62,543
STEP	26	52,471		55,093		57,718		60,341		62,963
STEP	27	52,823		55,463		58,105		60,746		63,385
STEP	28	53,177		55,835		58,495		61,153		63,810
STEP	29	53,534		56,210		58,887		61,563		64,238
STEP	30	53,893		56,587		59,282		61,976		64,669
STEP	31+	54,893		57,587		60,282		62,976		65,669

DRAFT

Board Approved xx/xx/xxxx - Revised xx/xx/xxxx

Per Etiwanda Teacher's Association MOU: XX/XX/XXXX
Longevity increments in Columns 1 - 5 Steps 13 - 30 will be a 0.67% increase based on Step 12, and then for each Step thereafter and through Step 30, the longevity increment will constitute a 0.67% increase based on the immediate previous step.

Longevity increments in Columns 1 - 5 for Step 31 will be $1,000 based on Step 30.

Etiwanda School District
Personnel Department
6061 East Avenue, Etiwanda, California 91739
(909) 899-2451
personnel@etiwanda.k12.ca.us

Charlayne Sprague
Superintendent
Douglas M. Claflin
Assistant Superintendent of Business Services
Laura Rowland
Assistant Superintendent of Personnel Services
Jeannie Tavolazzi
Assistant Superintendent of Instruction and Pupil Services
Elizabeth Freer
Executive Director of Special Education

Board of Trustees
Cathline Fort
Matthew Gordon
Dr. Fermín Jaramillo
Dayna Karsch
April McAllaster

6061 East Avenue, Etiwanda, California 91739
www.etiwanda.k12.ca.us
(909) 899-2451 FAX (909) 948-3467

MEMORANDUM OF UNDERSTANDING BETWEEN ETIWANDA SCHOOL DISTRICT AND ETIWANDA TEACHERS ASSOCIATION

Regarding Visual Arts and Performing Arts (VAPA) Program

This Memorandum of Understanding ("MOU") between the Etiwanda School District ("District") and the Etiwanda Teachers Association ("ETA") (collectively referred to as "Parties") documents the agreement regarding the Visual Arts-Performing Arts (VAPA) program. Upon approval by the District's Governing Board, this MOU will be implemented at the beginning of the 2026-27 school year.

RECITALS

A. The collective bargaining agreement between the District and the ETA ("Agreement") is currently in effect from July 1, 2023, through June 30, 2026.

B. The District will continue to provide an Elementary VAPA Program for TK-5 students, including SDC, during the 2026-27 school year.

C. Article 9, Sections J and K(4), of the Agreement sets forth the current provisions related to preparation time for teachers.

D. Article 9, Sections B, C and D, of the Agreement sets forth the current provisions related to Instructional Professional Responsibilities, Non-Instructional Responsibilities and Site-Coordinated Parent Education Sessions for Teachers.

The Parties desire to enter into this MOU to memorialize the Parties' mutual understanding and agreement regarding the District's Elementary VAPA Program and preparation time for TK-5 and elementary SDC teachers.

The Parties agree as follows:

1. At the beginning of the 2026-27 school year, and during any school year in which the District provides a VAPA program in grades TK-5, including SDC, the District will schedule a maximum of five VAPA sessions per teacher, per trimester; however, unforeseen site-level scheduling conflicts may affect whether all five sessions are provided in a given trimester.

2. The classroom teacher shall remain in the classroom during the first session of each trimester to provide support, including, but not limited to, assisting the VAPA teacher in

becoming familiar with the students' individual needs, school wide and classroom procedures and expectations, and support the efficient distribution and collection of lesson materials. After the first session of each trimester, the District will provide the classroom teacher preparation time during the remaining scheduled VAPA sessions of that trimester. The classroom teacher may leave the classroom for preparation time during those remaining sessions.

3. Should the District discontinue the VAPA program, preparation time for all TK-5 teachers, including SDC, shall revert to the structure set forth in Article 9, Sections J and K(4), of the Agreement then in effect.

4. If a professional development day is scheduled on the same day as VAPA instruction is being provided in a teacher's classroom, the preparation time will not be made up or provided at a later time.

5. Visual Arts and Performing Arts (VAPA) Teaching Staff:
   a. Elementary VAPA teachers will be provided a classroom at their school site for instruction when one is available.
   b. In lieu of attending Back to School Night, Elementary VAPA teachers will attend and participate in two (2) Open House events to provide a display of student artwork, as appropriate for the space available. In lieu of attending Back to School Night, Intermediate VAPA teachers will participate in one family engagement night and Open House.
   c. At elementary sites, VAPA teachers will be provided with two (2) preparation periods per week in lieu of PE preparation periods. These preparation periods will be 50 minutes in duration during the instructional day, whenever possible. At intermediate sites, VAPA teachers will be provided with one (1) preparation period daily that is 50 minutes in length. The preparation periods shall be utilized by unit members for the purposes discussed in Article 9, Section B.
   d. VAPA teachers will be assigned morning or afternoon supervision duty assignments at their assigned school sites that are comparable to other teacher duty assignments.
   e. VAPA teachers will plan, execute and attend a Districtwide Art Festival to be scheduled on a weekend during the 2026-27 school year.
   f. VAPA teachers will attend regularly scheduled team meetings and will attend school site staff meetings, as needed.

6. Term and Termination. This MOU shall commence at the start of the 2026-2027 school year and shall continue thereafter until state funding is terminated or modified by mutual written agreement between the Parties. This MOU may only be terminated or modified by mutual written agreement of the Parties.

7. No Precedent or Establishment of Past Practice. This MOU is a product of unique facts and circumstances and shall not constitute a precedent for any purpose whatsoever, nor can it be used to interpret the existing language outlined in the Agreement. The Parties shall not cite to this MOU as precedent for any purposes in the future.

8. In the event an issue arises relating to the subject matter outlined in this MOU, the Parties shall schedule a meeting within ten (10) business days of the issue being presented to attempt to informally resolve the matter in a fair and neutral manner.

9. Board Approval. This MOU requires approval of the District's Governing Board.

ETIWANDA SCHOOL DISTRICT

Laura Rowland, Assistant Superintendent of Personnel — Date 5/13/26

ETIWANDA TEACHERS ASSOCIATION

Michelle Carney, President — Date 5/13/26

FOR SUBMISSION TO THE GOVERNING BOARD AND THE COUNTY SUPERINTENDENT OF SCHOOLS in compliance with the Public Disclosure requirements of AB 1200 (Statutes 1991, Chapter 1213) as revised by AB 2756 (Statues of 2004, Chapter 25), Government Code 3547.5 & 3540.2.

SUMMARY OF PROPOSED AGREEMENT

BETWEEN THE	Etiwanda	SCHOOL DISTRICT
WITH THE	Etiwanda Teachers Association	BARGAINING UNIT (BU)

To be acted upon by the Governing Board at its meeting on :	*(enter Date)*	5/28/2026
Budget Revisions to be INPUT no later than 45 days after approval: ***(will calc + 45 days)***		7/12/2026
Estimated Agreement Payment Date	*(enter Date)*	9/1/2026

GENERAL

Section 1: STATUS OF BARGAINING UNIT AGREEMENTS

This document is REQUIRED whenever a NEW or AMENDED agreement is ratified.

If this Public Disclosure is not applicable to all of the District's bargaining units, indicate the current status (whether settled or pending settlement) of the remaining units:

(Separate disclosures should be made for each bargaining unit agreement)

		# FTE Represented
Certificated:	Settled	703.6
Classified:	NA	0.0

Section 2: PERIOD OF AGREEMENT

The proposed agreement covers the period beginning on:	(enter Begin Date)	7/1/2025
and ending on:	(enter End Date)	6/30/2026

If this agreement is part of a multi-year contract, indicate ALL fiscal years covered:

Fiscal Years:	2026	2027	2028
Reopeners: Yes or NO ?	YES	YES	YES

if Yes, what Areas? Article 17 Salary, Article 16 Benefits, and one other article.

COMPENSATION PROVISIONS

Section 3: SALARIES: PERCENTAGE CHANGE IN SALARIES IN PROPOSED AGREEMENT:

The proposed agreement includes the following costs for salaries for the above-mentioned Bargaining unit:

Current Year Salary Cost Before Settlement *(Based on Year to Date (YTD) Actuals Projected through 6/30):*	$ 83,760,944.00
Current Year Salary Cost After Settlement *(Include any retroactive pay increases or (decreases) or one time bonuses/stipends or (reductions), as applicable):*	$ 83,760,944.00
Total Cost Increase or (Decrease):	***$0.00***
Percentage Increase or (Decrease):	***0.00%***

SALARY CHANGE FOR AN AVERAGE, REPRESENTED EMPLOYEE FROM PRIOR YEAR

(Includes annual step/column movement on schedule):

Salary Increase or (Decrease) % increase or (decrease) to existing schedule	0.00%	per employee
% increase or (decrease) for one-time bonus/stipend or (salary reduction)	0.00%	per employee
Step & column average % annual change over the prior year schedule	1.40%	per employee
TOTAL PERCENTAGE CHANGE FOR AVERAGE REPRESENTED EMPLOYEE	***1.40%***	per employee

Indicate Change in # of Work Days, Furlough or Additional, Related to % Change	**0**
Indicate Total # of Work Days to be provided for fiscal year:	**185**
Indicate Total # of Instructional Days to be provided for fiscal year:	**180**

SUMMARY OF PROPOSED AGREEMENT

BETWEEN THE Etiwanda SCHOOL DISTRICT

Section 4: BENEFITS: PERCENTAGE CHANGE IN EMPLOYEE BENEFITS IN PROPOSED AGREEMENT:
The proposed agreement includes the following costs for employee statutory and health/welfare benefits:

Statutory Benefits: *(object 3XXX less 34XX)*
(STRS, PERS, Workers Compensation, Unemployment Insurance, Social Security, Medicare)

Total Statutory Benefit Costs:

Current Costs:	$ 18,419,031.59
Proposed Costs:	$ 18,419,031.59
Total Cost Increase or (decrease):	$ -
Percentage Change:	0.00%

District Health and Welfare Plans - *Object 34XX* (Medical, Dental, Vision, Life Insurance, Other)
Total Health and Welfare Costs:

Current Costs:	$ 11,105,500.00
Proposed Costs:	$ 11,105,500.00
Total Cost Increase or (decrease):	$0.00
Percentage Change:	0.00%

Indicate if Health/Welfare Benefits are Capped: (Include details such as different caps per health plans or any super composite rates. Also, indicate if cap includes health benefits only or also other insurances.)

Benefits are capped.

Current Cap:	$ 20,520.00	
Proposed Cap:	$ 20,520.00	
Average Capped Amount increase or (decrease) per employee	$0.00	0.00%

TOTAL COST OR (SAVINGS) OF COMPENSATION CHANGES
(REGARDLESS OF WHETHER PREVIOUSLY BUDGETED IN WHOLE OR IN PART)

Section 5: TOTAL COST INCREASE OR (SAVINGS) FOR SALARIES AND BENEFITS IN THE PROPOSED AGREEMENT:
Current Year Combined Cost Before Settlement: *(data pulls from above)*
(Based on YTD Actuals Projected through 6/30 and current agreement)

Salaries	$ 83,760,944.00	
Benefits	$ 29,524,531.59	
Total:		$ 113,285,475.59

Current Year Cost After Settlement: *(data pulls from above)*
(Include any retroactive pay increases or (decreases) or one-time bonuses/stipends or (reductions)):

Salaries	$ 83,760,944.00	
Benefits	$ 29,524,531.59	
Total:		$ 113,285,475.59

TOTAL COST INCREASE OR (DECREASE) *(This amount should tie to the multiyear projection sections for 1XXX-3XXX)*	$ -
PERCENTAGE CHANGE	0.00%
1% CHANGE IN SALARY AND STATUTORY BENEFIT COSTS (prior to any settlements):	$ 1,021,799.76

SUMMARY OF PROPOSED AGREEMENT

BETWEEN THE Etiwanda SCHOOL DISTRICT

OTHER PROVISIONS (COMPENSATION AND NON-COMPENSATION)

Section 6: The following are additional compensation and non-compensation provisions contained in the proposed agreement: (Indicate, **IN DETAIL**, the terms of the agreement covered in each section)

A. OTHER COMPENSATION: Off-Schedule Stipends/Bonuses, Reductions, etc. (amounts, staff affected, total cost and/or savings).

Effective July 1, 2026, the Early Childhood Preschool Teachers ("Preschool Teachers") shall be placed on the Certificated Early Childhood Preschool Teacher Salary Schedule, which is part of the MOU as Exhibit A. The Preschool Teachers are certificated employees who earn an annual salary for their work. Similar to other certificated employees in the ETA bargaining unit, Preschool Teachers shall not receive vacation, holidays, or overtime pay.

B. NON-COMPENSATION: Class Size Changes (indicate before and after class sizes/grades affected; and, if applied for CDE waiver (attach copy)), Staff Development Days, Teacher Prep Time, etc..

The collective bargaining agreement between the District and the ETA ("Agreement") is currently in effect from July 1, 2023, through June 30, 2026. The District will continue to provide an Elementary VAPA Program for TK-5 students, including SDC, during the 2026-27 school year. The Parties desire to enter into this MOU to memorialize the Parties' mutual understanding and agreement regarding the District's Elementary VAPA Program and preparation time for TK-5 and elementary SDC teachers.

This Memorandum of Understanding (MOU) between the Etiwanda School District ("District") and the Etiwanda Teachers Association ("ETA") (collectively "the parties") documents the agreement between the parties relating to the changes to the District's Kindergarten program commencing with the 2023-2024 school year. Upon approval by the Etiwanda Teachers Association and the District's Governing Board, this MOU will be implemented at the start of the 2026-2027 school year.

No new costs will be incurred due to the VAPA or Kindergarten MOUs as they are continuations of previously agreed upon MOUs and were already budgeted for.

C. REOPENERS, CONTINGENCY AND/OR RESTORATION LANGUAGE: Describe specific areas identified for Reopeners, Contingency, and/or Restoration (include triggers and timing). Provide copy of Board Action to BAS upon approval.

Section 7: State Minimum Reserve Standard Calculation:

Total Expenditures and Other Uses: ***(pulls from MYP Sec. 9)***	$	248,507,924.00
Minimum State Reserve Percentage **(input %)**		3%
Minimum State Reserve Requirement: ***(Formula includes Total Exp/Uses x Minimum Reserve %)***	$	7,455,237.72

FISCAL IMPACT IN CURRENT AND TWO SUBSEQUENT FISCAL YEARS

Section 8: **Date of governing board approval of budget revisions in Section 9, Col.2 (below) in accordance with E.C. 42142 and Government Code 3547.5. (Pulls from above Governing Board Date plus 45 days)** 7/12/2026

Provide proof that board-approved budget revisions have been input within 45 days. Date budget revisions input/BT #'s: BT #'s: mm/dd/yy

If the board-approved revisions input are different from the proposed budget adjustments in Col. 2

BETWEEN THE Etiwanda SCHOOL DISTRICT

provide a detailed explanation of differences.

SUMMARY OF PROPOSED AGREEMENT

BETWEEN THE Etiwanda SCHOOL DISTRICT

Section 9: IMPACT OF PROPOSED AGREEMENT ON THE GENERAL FUND BUDGET IN CURRENT AND TWO SUBSEQUENT FISCAL YEARS. (Reflect both Unrestricted and Restricted General Fund Budget Amounts)

In-Lieu of this form, an updated Form MYP can be supplied which includes the results of the settlement over the most recent Form MYP filed with this office.

Please NOTE: The title reflected in Col. 1 can be modified if the agreement is being approved along with the Adopted Budget Process. In this case, Col. 4 should reflect the Adopted Budget including the salary agreement and Col. 1 would reflect the Adopted Budget less Col. 2, the actual cost of the agreement.

		Current Fiscal Year 2025 -2026			
		(Col. 1)	(Col. 2)	(Col. 3)	(Col. 4)
		Latest Board-Approved Budget Before Settlement - As of 3/12/2026	Adjustments as a Direct Result of this Proposed Settlement	Other Revisions (Including Other Proposed BU Agreements) Required to support cost of agreement (i.e. "me-too")	Projected District Budget After Settlement of Agreement (Cols. 1 + 2 + 3)
OPERATING REVENUES: LCFF ADA		ADA=13,123.20	CERT FTE: 703.59	CLASS FTE: 763.82	ADA=13,123.20
LCFF Sources	(8010-8099)	157,176,864.00	0.00	0.00	157,176,864.00
Remaining Revenues	(8100-8799)	65,341,588.00	0.00	0.00	65,341,588.00
	TOTAL	**222,518,452.00**	**0.00**	**0.00**	**222,518,452.00**
OPERATING EXPENDITURES					
1000 Certificated Salaries		100,478,491.00	0.00	0.00	100,478,491.00
2000 Classified Salaries		37,682,423.00	0.00	0.00	37,682,423.00
3000 Benefits		60,156,185.00	0.00	0.00	60,156,185.00
4000 Instructional Supplies		8,946,618.00	0.00	0.00	8,946,618.00
5000 Contracted Services		32,769,109.00	0.00	0.00	32,769,109.00
6000 Capital Outlay		4,588,383.00	0.00	0.00	4,588,383.00
7000 Other		(213,285.00)	0.00	0.00	(213,285.00)
	TOTAL	**244,407,924.00**	**0.00**	**0.00**	**244,407,924.00**
OPERATING SURPLUS (DEFICIT)		**(21,889,472.00)**	**0.00**	**0.00**	**(21,889,472.00)**
Other Sources and Transfers In		10,059,100.00	0.00	0.00	10,059,100.00
Other Uses and Transfers Out		4,100,000.00	0.00	0.00	4,100,000.00
CURRENT YEAR INCREASE/ (DECREASE) TO FUND BALANCE		**(15,930,372.00)**	**0.00**	**0.00**	0.00 **(15,930,372.00)**
BEGINNING FUND BALANCE 9791-92		55,141,051.00			55,141,051.00
Prior-Year Adjustments 9793-95		0.00		0.00	0.00
NET BEGINNING BALANCE		**55,141,051.00**		**0.00**	**55,141,051.00**
ENDING FUND BALANCE (EFB)		**39,210,679.00**	**0.00**	**0.00**	**39,210,679.00**
COMPONENTS OF ABOVE EFB:					
Nonspendable (9711-9719)		75,000.00	0.00	0.00	75,000.00
Restricted (9740)		23,085,008.00	0.00	0.00	23,085,008.00
Committed (9750/9760)		3,120,560.00	0.00	0.00	3,120,560.00
Assigned (9780)		0.00	0.00	0.00	0.00
Reserve Economic Uncertainties (9789)		**7,455,237.72**	**0.00**	**0.00**	**7,455,237.72**
Unassigned/Unappropriated (9790)		**5,474,873.28**	**0.00**	**0.00**	**5,474,873.28**
State Minimum Reserves %		***6.98%***	***Meets***		***6.98%***
Are budgets in balance?		***In Balance***			***In Balance***
Did you adjust reserves? s/b $0		***$0.00***	***OK***		***$0.00***
FUND 17 RESERVES (9789) or N/A		$ 4,408,581.00			$ 4,408,581.00

If the total amount of the adjustment in Column 2 does not agree with the amount of the total cost shown in Section 5, Total Costs, please explain below. Also, list any other assumptions used or included in Column 3:

NA - Does not affect 2025-26.

SUMMARY OF PROPOSED AGREEMENT

BETWEEN THE Etiwanda SCHOOL DISTRICT

	First Subsequent Year 2026 - 2027			
	(Col. 1)	(Col. 2)	(Col. 3)	(Col. 4)
	Latest Board-Approved Budget Before Settlement - As of 3/12/2026	Adjustments as a Direct Result of this Proposed Settlement	Other Revisions (Including Other Proposed BU Agreements) Required to support cost of agreement (i.e. "me-too")	Projected District Budget After Settlement of Agreement (Cols. 1 + 2 + 3)
OPERATING REVENUES: LCFF ADA	ADA=13,123.20	CERT FTE:688.59	CLASS FTE:763.82	ADA=13,123.20
LCFF Sources (8010-8099)	161,417,015.00	0.00	0.00	161,417,015.00
Remaining Revenues (8100-8799)	68,563,335.00	0.00	0.00	68,563,335.00
TOTAL	**229,980,350.00**	**0.00**	**0.00**	**229,980,350.00**
OPERATING EXPENDITURES				
1000 Certificated Salaries	98,300,281.00	514,089.00	0.00	98,814,370.00
2000 Classified Salaries	39,359,271.00	(460,806.00)	0.00	38,898,465.00
3000 Benefits	60,888,167.00	(50,492.00)	0.00	60,837,675.00
4000 Instructional Supplies	8,710,653.00	0.00	0.00	8,710,653.00
5000 Contracted Services	29,189,180.00	0.00	0.00	29,189,180.00
6000 Capital Outlay	1,002,963.00	0.00	0.00	1,002,963.00
7000 Other	(221,036.00)	0.00	0.00	(221,036.00)
TOTAL	**237,229,479.00**	**2,791.00**	**0.00**	**237,232,270.00**
OPERATING SURPLUS/(DEFICIT)	**(7,249,129.00)**	**(2,791.00)**	**0.00**	**(7,251,920.00)**
Other Sources and Transfers In	6,619,300.00	0.00	0.00	6,619,300.00
Other Uses and Transfers Out	4,800,000.00	0.00	0.00	4,800,000.00
CURRENT YEAR INCREASE/ (DECREASE) TO FUND BALANCE	**(5,429,829.00)**	**(2,791.00)**	**0.00**	**(5,432,620.00)**
BEGINNING FUND BALANCE (9791)	39,210,679.00			39,210,679.00
(Pulls from prior year EFB)				
Prior-Year Adjustments (9792-9795)				0.00
NET BEGINNING BALANCE	**39,210,679.00**			**39,210,679.00**
ENDING FUND BALANCE (EFB)	**33,780,850.00**	**(2,791.00)**	**0.00**	**33,778,059.00**
COMPONENTS OF EFB (above):				
Nonspendable (9711-9719)	75,000.00	0.00	0.00	75,000.00
Restricted (9740)	21,153,094.00	0.00	0.00	21,153,094.00
Committed (9750/9760)	3,878,147.00	0.00	0.00	3,878,147.00
Assigned (9780)	0.00	0.00	0.00	0.00
Reserve Economic Uncertainties	**7,260,884.37**	**83.73**	**0.00**	**7,260,968.10**
Unassigned/Unappropriated (9790)	**1,413,724.63**	**(2,874.73)**	**0.00**	**1,410,849.90**
State Minimum Reserves %	*4.04%*	*Meets*		*4.04%*
Are budgets in balance?	*In Balance*			*In Balance*
Did you adjust reserves? s/b $0	$ -	*OK*		$ -
FUND 17 RESERVES (9789) or N/A	$ 1,108,581.00			$ 1,108,581.00

Assumptions used for LCFF Gap%, Unduplicated %, Other Revenue COLAs, Addl/Reduced staffing, etc., explain below:

LCFF Gap 100%, Unduplicated 33.32%, COLA 2.87%, and moving Early Childhood Preschool Teachers to Certificated.

SUMMARY OF PROPOSED AGREEMENT

BETWEEN THE Etiwanda SCHOOL DISTRICT

		Second Subsequent Year 2027 - 2028			
		(Col. 1)	(Col. 2)	(Col. 3)	(Col. 4)
		Latest Board-Approved Budget Before Settlement - As of 3/12/2026	Adjustments as a Direct Result of this Proposed Settlement	Other Revisions (Including Other Proposed BU Agreements) Required to support cost of agreement (i.e. "me-too")	Projected District Budget After Settlement of Agreement (Cols. 1 + 2 + 3)
OPERATING REVENUES: LCFF ADA		ADA=13,049.76	CERT FTE:656.59	CLASS FTE:763.82	ADA=13,049.76
LCFF Sources	(8010-8099)	165,213,754.00	0.00	0.00	165,213,754.00
Remaining Revenues	(8100-8799)	60,322,272.00	0.00	0.00	60,322,272.00
	TOTAL	**225,536,026.00**	**0.00**	**0.00**	**225,536,026.00**
OPERATING EXPENDITURES					
1000 Certificated Salaries		99,346,716.00	0.00	0.00	99,346,716.00
2000 Classified Salaries		39,544,105.00	0.00	0.00	39,544,105.00
3000 Benefits		62,061,250.00	0.00	0.00	62,061,250.00
4000 Instructional Supplies		7,454,381.00	0.00	0.00	7,454,381.00
5000 Contracted Services		26,903,180.00	0.00	0.00	26,903,180.00
6000 Capital Outlay		1,018,409.00	0.00	0.00	1,018,409.00
7000 Other		(265,826.00)	0.00	0.00	(265,826.00)
	TOTAL	**236,062,215.00**	**0.00**	**0.00**	**236,062,215.00**
OPERATING SURPLUS/(DEFICIT)		**(10,526,189.00)**	**0.00**	**0.00**	**(10,526,189.00)**
Other Sources and Transfers In		8,283,327.00	0.00	0.00	8,283,327.00
Other Uses and Transfers Out		4,800,000.00	0.00	0.00	4,800,000.00
CURRENT YEAR INCREASE/ (DECREASE) TO FUND BALANCE		**(7,042,862.00)**	**0.00**	**0.00**	**(7,042,862.00)**
BEGINNING FUND BALANCE (9791)		33,778,059.00			33,778,059.00
(Pulls from prior year EFB)					
Prior-Year Adjustments (9792-9795)					0.00
NET BEGINNING BALANCE		**33,778,059.00**			**33,778,059.00**
ENDING FUND BALANCE (EFB)		**26,735,197.00**	**0.00**	**0.00**	**26,735,197.00**
COMPONENTS OF EFB (above):		*(use whole rounded numbers only)*			
Nonspendable (9711-9719)		75,000.00			75,000.00
Restricted (9740)		14,798,761.00			14,798,761.00
Committed (9750/9760)		4,622,922.00			4,622,922.00
Assigned (9780)		0.00	0.00		0.00
Reserve Economic Uncertainties		**7,225,866.45**	**0.00**	**0.00**	**7,225,866.45**
Unassigned/Unappropriated (9790)		**12,647.55**	**0.00**	**0.00**	**12,647.55**
State Minimum Reserves %		***3.01%***		***Meets***	***3.01%***
Are budgets in balance?		***In Balance***		***OK***	***In Balance***
Did you adjust reserves? s/b $0		***$0.00***			***$0.00***
FUND 17 RESERVES (9789) or N/A		$ 8,955.00			$ 8,955.00

Assumptions used for LCFF Gap%, Unduplicated %, Other Revenue COLAs, Addl/Reduced Staffing, etc., explain below:

LCFF Gap 100%, Unduplicated 33.07%, and COLA 3.06%.

SUMMARY OF PROPOSED AGREEMENT

BETWEEN THE Etiwanda SCHOOL DISTRICT

Section 10: MULTI-YEAR CONTRACT AGREEMENT PROVISIONS: The proposed agreement contains the following COLAs and other compensation/non-compensation provisions for subsequent years as follows *(text pulls into disclosure)*: Send copy of final Agreement to BAS upon Board Approval

COLA Assumptions 2026-27 COLA 2.87%, 2027-28 COLA 3.06%, and COLA 2028-29 3.34%.

Section 11:

FINANCIAL IMPACT OF PROPOSED AGREEMENT IN SUBSEQUENT FISCAL YEARS: The following assumptions were used to determine that resources will be available to fund these obligations in future fiscal years. (Include any compensation/noncompensation provisions specified below.) (*text pulls into disclosure*):

Minimumal to zero impact on subsequent fiscal years.

Section 12: NARRATIVE OF AGREEMENT: Provide a brief narrative of the proposed changes in compensation or health premiums, including percentage changes, effective dates, and comments and/or explanations. (text pulls into disclosure):

Effective July 1, 2026, the Early Childhood Preschool Teachers ("Preschool Teachers") shall be placed on the Certificated Early Childhood Preschool Teacher Salary Schedule, which is part of the MOU as Exhibit A. The Preschool Teachers are certificated employees who earn an annual salary for their work. Similar to other certificated employees in the ETA bargaining unit, Preschool Teachers shall not receive vacation, holidays, or overtime pay.

The collective bargaining agreement between the District and the ETA ("Agreement") is currently in effect from July 1, 2023, through June 30, 2026. The District will continue to provide an Elementary VAPA Program for TK-5 students, including SDC, during the 2026-27 school year. The Parties desire to enter into this MOU to memorialize the Parties' mutual understanding and agreement regarding the District's Elementary VAPA Program and preparation time for TK-5 and elementary SDC teachers.

This Memorandum of Understanding (MOU) between the Etiwanda School District ("District") and the Etiwanda Teachers Association ("ETA") (collectively "the parties") documents the agreement between the parties relating to the changes to the District's Kindergarten program commencing with the 2023-2024 school year. Upon approval by the Etiwanda Teachers Association and the District's Governing Board, this MOU will be implemented at the start of the 2026-2027 school year.

No new costs will be incurred due to the VAPA or Kindergarten MOUs as they are continuations of previously agreed upon MOUs and were already budgeted for.

Section 13: SOURCE OF FUNDING FOR PROPOSED AGREEMENT: Provide a brief narrative of the funds available in the current year to provide for the costs of this agreement. (text pulls into disclosure):

Unrestricted fund balance 9790 in Fund 01.

SUMMARY OF PROPOSED AGREEMENT

BETWEEN THE Etiwanda SCHOOL DISTRICT

ADDITIONAL FISCAL INDICATORS- CRITERIA AND STANDARDS A.5

This section is in response to the Criteria and Standards Additional Fiscal Indicators #A.5., which asks: "Has the district entered into a bargaining agreement where any of the budget or subsequent years of the agreement would result in salary increases that are expected to exceed the projected state cost of living adjustment."

Section 14: COMPARISON OF PROPOSED AGREEMENT TO CHANGE IN DISTRICT LOCAL CONTROL FUNDING FORMULA (LCFF):

			Estimated
(A)	Current-year (CY) LCFF Average Rate per ADA: (CY LCFF Entitlement per ADA, FCMAT LCFF Calculator, Calculator Tab, Row 79)		$11,959.00
(B)	Less Prior-Year (PY) LCFF BASC Calculator Rate per ADA: (PY LCFF Entitlement per ADA, FCMAT LCFF Calculator, Calculator Tab, Row 79)		$11,675.00
(C)	= Amount of Current-Year Increase or (decrease): (A) minus (B)		***284.00***
(D)	= Percentage Increase or (decrease) in LCFF per ADA: (C) divided by (B)		***2.43%***
(E)	ADA Increase/(Decrease) from Prior Year as %		***1.20%***
	Current year P-2 LCFF funded ADA (greater of PY guarantee or current year)	13,143.15	
	Prior Year P-2 LCFF funded ADA (greater of PY guarantee or current year)	12,987.81	
(F)	Total LCFF % increase or (decrease) plus ADA % change		***3.63%***
(G)	Indicate Total Settlement Percentage Change from Section 5		***0.00%***

If proposed agreement % on Line G is greater than Line F, please provide explanation below:

CERTIFICATION

To be signed by the ***District Superintendent AND Chief Business Official*** *upon submission to the Governing Board and by* ***the Board President*** *upon formal Board action on the proposed agreement.*

Districts with a Qualified or Negative Certification: Per Govenment Code 3540.2, signatures of the District Superintendent and Chief Business Official must accompany the Summary Disclosure sent to the County Superintendent for review 10 days prior to the board meeting that will ratify the agreement.

The information provided in this document summarizes the financial implications of the proposed agreement and is submitted to the Governing Board for public disclosure of the major provisions of the agreement (as provided in the "Public Disclosure of Proposed Collective Bargaining Agreement") in accordance with the requirements of AB 1200, AB 2756, GC 3547.5, and GC 3540.2.

WE HEREBY CERTIFY THAT THE COSTS INCURRED BY THE SCHOOL DISTRICT UNDER THIS AGREEMENT CAN BE MET BY THE DISTRICT DURING THE TERM OF THE AGREEMENT.

District Superintendent - signature	5/28/26 *Date*
Chief Business Official - signature	5/28/26 *Date*

After public disclosure of the major provisions contained in this Summary, the Governing Board, at its meeting on Thursday, May 28, 2026 ***took action to approve the proposed Agreement with the*** Etiwanda Teachers Association ***Bargaining Unit.***

President, Governing Board - signature	*Date*

FORM FOR PUBLIC DISCLOSURE
OF PROPOSED COLLECTIVE BARGAINING AGREEMENT
(AB1200 (Statutes of 1991, Chapter 1213) as revised by AB 2756
(Statutes of 2004, Chapter 25), Government Code 3547.5 & 3540.2)

Etiwanda	SCHOOL DISTRICT

Government Code Section 3547.5: **Before** a public school employer enters into a written agreement with an exclusive representative covering matters within the scope of representation, the major provisions of the agreement, including, but not limited to, the costs that would be incurred by the public school employer under the agreement for the current and subsequent fiscal years, shall be disclosed at a public meeting of the public school employer.

Intent of Legislation: To ensure that members of the public are informed of the major provisions of a collective bargaining agreement before it becomes binding on the school district.

(This information is pulled from the SUMMARY section of this file which should be completed FIRST)

MAJOR PROVISIONS OF PROPOSED AGREEMENT WITH THE

Etiwanda Teachers Association	BARGAINING UNIT

To be acted upon by the Governing Board at its meeting on	*05/28/26*

A. **PERIOD OF AGREEMENT:**

The proposed bargaining agreement covers the period beginning	*07/01/25*
and ending	*06/30/26*
for the following fiscal years *2026*	*2026, 2027, 2028*

B. **TOTAL COST CHANGE TO IMPLEMENT PROPOSED AGREEMENT (SALARIES & BENEFITS)**

The total change in costs for salaries and employee benefits in the proposed agreement:

1.	Current Year Costs Before Agreement	*$113,285,475.59*
2.	Current Year Costs After Agreement	*$113,285,475.59*
3.	Total Cost Change	
4.	Percentage Change	
5.	Value of a 1% Change	*$1,021,799.76*

C. **PERCENTAGE SALARY CHANGE FOR AVERAGE, REPRESENTED EMPLOYEE**

The total percentage change in salary, including annual step and column movement on the salary schedule (as applicable), for the average, represented employee under this proposed agreement:

1.	Salary Schedule change (% Change To Existing Salary Schedule) (% change for one time bonus/stipend or salary reduction)	
2.	Step & Column (Average % Change Over Prior Year Salary Schedule)	*1.4%*
3.	TOTAL PERCENTAGE CHANGE FOR THE AVERAGE, REPRESENTED EMPLOYEE	*1%*
4.	Change in # of Work Days (+/-) Related to % Change	
5.	Total # of Work Days to be provided in Fiscal Year	*185*
6.	Total # of Instructional Days to be provided in Fiscal Year (applicable to Certificated BU agreements only)	*180*

FORM FOR PUBLIC DISCLOSURE
OF PROPOSED COLLECTIVE BARGAINING AGREEMENT
(AB1200 (Statutes of 1991, Chapter 1213) as revised by AB 2756
(Statutes of 2004, Chapter 25), Government Code 3547.5 & 3540.2)

Etiwanda **SCHOOL DISTRICT**

D. **PERCENTAGE BENEFITS CHANGE FOR BOTH STATUTORY AND DISTRICT-PROVIDED EMPLOYEE BENEFITS INCLUDED IN THIS PROPOSED AGREEMENT:**

1.	Cost of Benefits Before Agreement	*$29,524,531.59*
2.	Cost of Benefits After Agreement	*$29,524,531.59*
3.	Percentage Change in Total Costs	

E. **IMPACT OF PROPOSED AGREEMENT ON DISTRICT RESERVES**

State-Recommended Minimum Reserve Level (after implementation of Proposed Agreement)

1.	Based On Total Expenditures and Other Uses in the General Fund of:	*$248,507,924.00*
2.	Percentage Reserve Level State Standard for District:	*3.0%*
3.	Amount of State Minimum Reserve Standard:	*$7,455,237.72*

SUFFICIENCY OF DISTRICT UNRESTRICTED RESERVES to meet the minimum recommended level AFTER IMPLEMENTATION OF PROPOSED AGREEMENT:

GENERAL FUND RESERVES (Fund 01 Unrestricted ONLY)

4.	Reserve for Economic Uncertainties (Object 9789)	*$7,455,237.72*
5.	Unassigned/Unappropriated (Object 9790)	*$5,474,873.28*
6.	**Total Reserves: (Object 9789 + 9790)**	*$12,930,111.00*

SPECIAL RESERVE FUND (Fund 17, as applicable)

7.	Reserve for Economic Uncertainties (Object 9789)	*$4,408,581.00*

TOTAL DISTRICT RESERVES, applicable to State Minimum Reserve Standard:

8.	General Fund & Special Reserve Fund:	*$17,338,692.00*
9.	Percentage of General Fund Expenditures/Uses	*6.98%*

Difference between District Reserves and Minimum State Requirement $9,883,454.28

FORM FOR PUBLIC DISCLOSURE
OF PROPOSED COLLECTIVE BARGAINING AGREEMENT
(AB1200 (Statutes of 1991, Chapter 1213) as revised by AB 2756
(Statutes of 2004, Chapter 25), Government Code 3547.5 & 3540.2)

Etiwanda **SCHOOL DISTRICT**

F. **MULTIYEAR CONTRACT AGREEMENT PROVISIONS**

COLA Assumptions 2026-27 COLA 2.87%, 2027-28 COLA 3.06%, and COLA 2028-29 3.34%.

G. **FINANCIAL IMPACT OF PROPOSED AGREEMENT IN SUBSEQUENT FISCAL YEARS**
The following assumptions were used to determine that resources will be available to fund these obligations in future fiscal years (including any compensation and/or noncompensation provisions specified below that have been agreed upon if the proposed agreement is part of a multi-year contract):

Minimumal to zero impact on subsequent fiscal years.

H. **NARRATIVE OF AGREEMENT**

Effective July 1, 2026, the Early Childhood Preschool Teachers ("Preschool Teachers") shall be placed on the Certificated Early Childhood Preschool Teacher Salary Schedule, which is part of the MOU as Exhibit A. The Preschool Teachers are certificated employees who earn an annual salary for their work. Similar to other certificated employees in the ETA bargaining unit, Preschool Teachers shall not receive vacation, holidays, or overtime pay.

The collective bargaining agreement between the District and the ETA ("Agreement") is currently in effect from July 1, 2023, through June 30, 2026. The District will continue to provide an Elementary VAPA Program for TK-5 students, including SDC, during the 2026-27 school year. The Parties desire to enter into this MOU to memorialize the Parties' mutual understanding and agreement regarding the District's Elementary VAPA Program and preparation time for TK-5 and elementary SDC teachers.

This Memorandum of Understanding (MOU) between the Etiwanda School District ("District") and the Etiwanda Teachers Association ("ETA") (collectively "the parties") documents the agreement between the parties relating to the changes to the District's Kindergarten program commencing with the 2023-2024 school year. Upon approval by the Etiwanda Teachers Association and the District's Governing Board, this MOU will be implemented at the start of the 2026-2027 school year.

No new costs will be incurred due to the VAPA or Kindergarten MOUs as they are continuations of previously agreed upon MOUs and were already budgeted for.

I. **SOURCE OF FUNDING FOR PROPOSED AGREEMENT**
The following source(s) of funding have been identified to fund the proposed agreement

Unrestricted fund balance 9790 in Fund 01.

FORM FOR PUBLIC DISCLOSURE
OF PROPOSED COLLECTIVE BARGAINING AGREEMENT
(AB1200 (Statutes of 1991, Chapter 1213) as revised by AB 2756
(Statutes of 2004, Chapter 25), Government Code 3547.5 & 3540.2)

Etiwanda SCHOOL DISTRICT

CERTIFICATION

To be signed by the District Superintendent AND Chief Business Official when submitted for Public Disclosure and by the Board President after formal action by the Governing Board on the proposed agreement.

Districts with a Qualified or Negative Certification: Per Govenment Code 3540.2, signatures of the District Superintendent and Chief Business Official must accompany the Summary Disclosure sent to the County Superintendent for review 10 days prior to the board meeting that will ratify the agreement.

The information provided in this document summarizes the financial implications of the proposed agreement and is submitted for public disclosure in accordance with the requirements of AB 1200, AB 2756 and GC 3547.5.

We hereby certify that the costs incurred by the school district under this agreement can be met by the district during the term of the agreement.

District Superintendent - signature	*Date* 5/28/26
Chief Business Official- signature	*Date* 5/28/26

After public disclosure of the major provisions contained in this Summary, the Governing Board, at its meeting on 5/28/2026 *took action to approve the proposed Agreement with the* Etiwanda Teachers Association *Bargaining Unit.*

President, Governing Board (signature)	*Date*

CLERK'S CERTIFICATE

I, Cathline Fort, Clerk of the Board of Trustees of the Etiwanda School District, do hereby certify that the foregoing is a full, true and correct copy of agenda item XXX. *(Approval of agreement for Etiwanda School District's MOU and related AB 1200)* that was duly passed, approved and adopted at a regular meeting place thereof on the 28th day of May 2026, of which meeting all of the members of said Board of Trustees had due notice and at which a majority thereof were present; and that at said meeting said item was adopted by the following vote:

AYES:
NOES:
ABSTAINED:
ABSENT:

An agenda of said meeting was posted at least 72 hours before said meeting at Etiwanda, California, a location freely accessible to members of the public, and a brief general description of said consent item appeared on said agenda.

I further certify that the foregoing agenda item is a full, true and correct copy of the original agenda item adopted at said board meeting and entered in said minutes; and that said agenda item has not been amended, modified or rescinded since the date of its adoption, and the same is now in full force and effect.

Dated: May 28, 2026

_____
Clerk of the Board of Trustees
of the Etiwanda School District

RUBBER PLAY SURFACING REPLACEMENT

TV (kinder), FR (kinder), GRP, CAR, SOL GOL

BID TALLY SHEET

Job# 25/26-083

Tuesday, May 5th 2026
2:00 p.m.

	CONTRACTOR	BASE BID	LOW BID	Addendum Notes 1	Non Collusion	Site Visit Cert. Form	Designation of SubCont.	Bid Bond	Project Schedule	Info Req of Bidders
	Category				*1*	*2*	*3*	*4*	*5*	*6*
1	SPECTRASYSTEMS, INC. DBA SPECTRATURF	$ 519,755.00		X	X	X	X	X	X	X
2	R.E. SCHULTZ CONSTRUCTION, INC.	$ 473,218.00	$ 473,218.00	X	X	X	X	X	X	X
3	ORTCO, INC.	$ 478,265.00		X	X	X	X	X	X	X

Project Total: $ 473,218.00

CLERK'S CERTIFICATE

I, Cathline Fort, Clerk of the Board of Trustees of the Etiwanda School District, do hereby certify that the foregoing is a full, true and correct copy of agenda item XXX *(Approval of Bid/Job #25/26-083 Rubber Play Surfacing Replacement at Terra Vista Kindergarten; Falcon Ridge Kindergarten, Grapeland, Caryn, Solorio & Golden Elementary Schools with the award to R.E. Schultz Construction, Inc.)* that was duly passed, approved and adopted at a regular meeting place thereof on the 28th day of May 2026, of which meeting all of the members of said Board of Trustees had due notice and at which a majority thereof were present; and that at said meeting said item was adopted by the following vote:

AYES:	__
NOES:	__
ABSTAINED:	__
ABSENT:	__

An agenda of said meeting was posted at least 72 hours before said meeting at Etiwanda, California, a location freely accessible to members of the public, and a brief general description of said consent item appeared on said agenda.

I further certify that the foregoing agenda item is a full, true and correct copy of the original agenda item adopted at said board meeting and entered in said minutes; and that said agenda item has not been amended, modified or rescinded since the date of its adoption, and the same is now in full force and effect.

Dated: May 28, 2026

_____

Clerk of the Board of Trustees
of the Etiwanda School District



2026-27 Budget Public Hearing

Public Hearing May 28, 2026
Budget Adoption June 11, 2026
Etiwanda School District



Budget Assumptions Defined

Understanding the assumptions behind the numbers improves transparency of key financial, demographic, and economic assumptions and is a necessary first step.



Governor's May Revise

- Budget assumptions do not include provisions from Governor Newsom's May Revision.
- Budget assumptions are based upon the recommendation from School Services of California and SBCSS County Office of Ed.

2026-27 Budget Assumptions

Etiwanda Elementary (67702) - 26.27 BDV			
	2026-27	*2027-28*	*2028-29*
General Assumptions			
COLA & Augmentation	*2.87%*	*3.06%*	*3.34%*
STRS	*19.10%*	*19.10%*	*19.10%*
PERS	*26.40%*	*26.90%*	*26.10%*
Student Assumptions			
Enrollment Count	*13,528*	*13,329*	*13,322*
Unduplicated Pupil Count (UPC)	*4,474*	*4,408*	*4,406*
Unduplicated Pupil Percentage (UPP) 3-PY Avg.	*33.32%*	*33.07%*	*33.07%*
Current Year LCFF Average Daily Attendance (ADA)	*13,002.99*	*12,811.95*	*12,804.75*
Funded LCFF ADA	*13,143.15*	*13,044.30*	*12,986.03*
LCFF ADA Funding Method	*Prior Year*	*3PY Average*	*3PY Average*
LCFF Entitlement Per ADA	*$12,281*	*$12,666*	*$13,124*
District Assumptions			
Certificated Step & Column	*1.41%*	*1.41%*	*1.41%*
Classified Step	*1.66%*	*1.66%*	*1.66%*
CA Consumer Price Index (CPI)	3.08%	2.75%	2.68%

2026-27 Budget Assumptions

Components of Ending Fund Balance (EFB)	
Revolving Cash	*$25,000*
Stores	*$50,000*
Restricted	*$21,153,094*
Other Commitments (Reserve Cap)	*$3,878,147*
Assigned (School Site Carryover)	*$0*
Reserve for Economic Uncertainty (3%)	*$7,260,968*
Unassigned Fund Balance	*$1,410,851*
Total	***$33,778,060***

Contributions to Restricted Funds (8980)	
Routine Repair and Maintenance	*$7,000,000*
Federal Special Education	*$8,032,355*
State Special Education	*$19,381,472*
Total	***$34,413,827***

Transfers into the General Fund (8919)	
Retiree Expenses (OPEB) from Fund 20	*$919,300*
Technology & Infrastructure Upgrades	*$2,200,000*
Budget Stabilization from Fund 17	*$3,500,000*

Transfers out of the General Fund (7619)	
RDA Facility Funding to Fund 40	*$(4,800,000)*
Future OPEB to Fund 20	*$0*
Total	***$1,819,300.00***







2026-27 New Proposed Grant Funding - Student Support and Professional Development Discretionary Block Grant



Total of $2.8 billion state-wide

Funds are fully flexible to address rising costs

Allocation method is on an equal per-ADA basis*

State Priorities:

- Prof. development for teachers on ELA/ELD and Mathematics Frameworks
- Literacy Roadmap



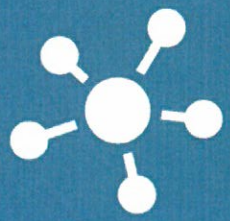

Funds are available for expenditure through June 30, 2030

Final expenditure report due Sept. 30, 2030

State Priorities:

- Teacher recruitment and retention efforts
- Career pathways and dual enrollment



*School district allocations per-ADA have not been released

CDE Reserve Cap Limit – Is in Effect for 2026-27 Budget






Education Code (EC) Section 42127.01(e)

If the Public School System Stabilization Account exceeds 3% of the K-12 share of Prop 98 in a fiscal year, then the reserve cap applies the following fiscal year.

Cap Limits Fund 01 Assigned and Unassigned plus Fund 17 at 10%

Committed funds are excluded from the reserve cap calculation.

Each Fiscal Year

A determination is made whether the reserve cap will apply to the following fiscal year.

Note: District Yearly 3% Reserve for Economic Uncertainties is still required.

2026-27 Revenue & Expenses



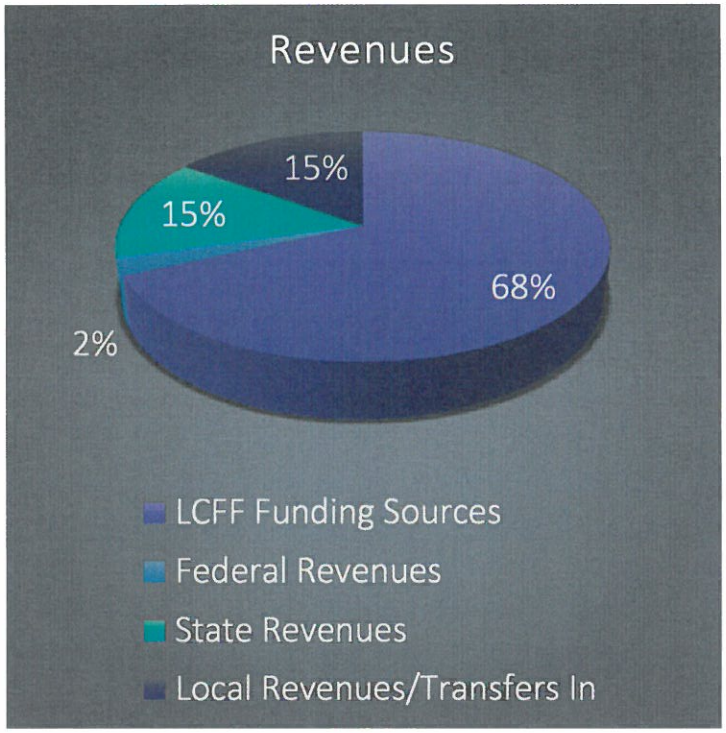

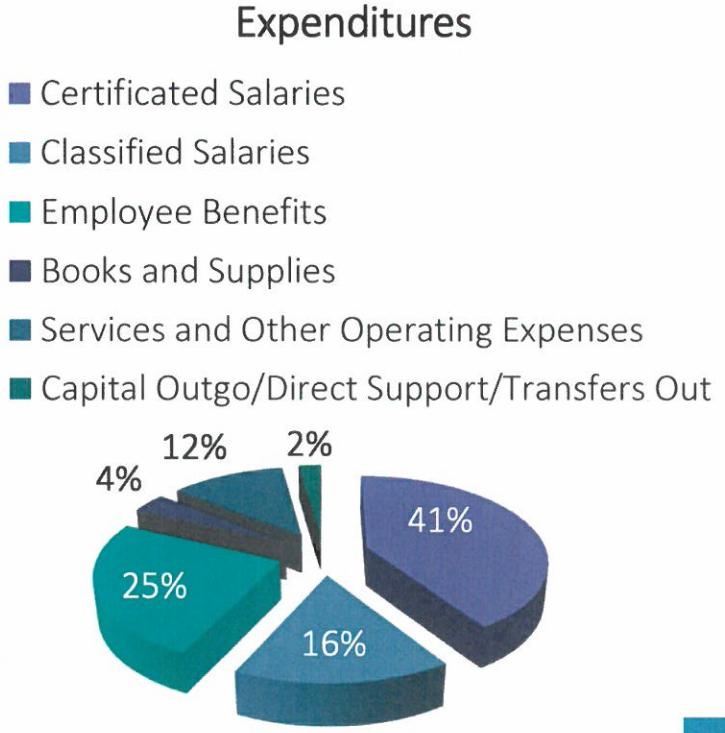

Multi-Year Projections

Fund 01	2026-2027	2027-2028	2028-2029
COLA Assumption	2.87%	3.06%	3.34%
Revenue	229,980,350	225,536,025	231,017,896
Expenditures	237,232,270	236,062,215	233,742,672
Deficiency Rev. over Exp.	(7,251,920)	(10,526,190)	(2,724,776)
Transfers In/Out	1,819,300	3,483,327	(1,692,647)
Beginning Fund Balance	39,210,680	33,778,060	26,735,197
Ending Fund Balance	33,778,060	26,735,197	22,317,774
Assigned Ending Fund Balance (3% REU, Restricted Bal, Committed)	32,367,209	26,722,549	21,846,820
Unassigned Ending Fund Balance	1,410,851	12,648	470,955
Fund 17 Reserves	1,108,581	8,955	9,358
Total Reserve Percentage	4.04%	3.01%	3.20%



What's Next

- 2026-27 Budget Approval on June 11
- Close 2025-26 Financial Books in August
- Report 2025-26 Unaudited Actuals on/before September 15



ANNUAL BUDGET REPORT:

July 1, 2026 Budget Adoption

Select applicable boxes:

X This budget was developed using the state-adopted Criteria and Standards. It includes the expenditures necessary to implement the Local Control and Accountability Plan (LCAP) or annual update to the LCAP that will be effective for the budget year. The budget was filed and adopted subsequent to a public hearing by the governing board of the school district pursuant to Education Code sections 33129, 42127, 52060, 52061, and 52062.

X If the budget includes a combined assigned and unassigned ending fund balance above the minimum recommended reserve for economic uncertainties, at its public hearing, the school district complied with the requirements of subparagraphs (B) and (C) of paragraph (2) of subdivision (a) of Education Code Section 42127.

Budget available for inspection at:

Place: 6061 East Ave. Etiwanda, CA 91739

Date: May 22, 2026

Public Hearing:

Place: 6061 East Ave. Etiwanda, CA 91739

Date: May 28, 2026

Time: 6:30 pm

Adoption Date: June 11, 2026

Signed:

Clerk/Secretary of the Governing Board

(Original signature required)

Printed Name: Cathline Fort

Title: Clerk of the Governing Board Trustee Area 5

Contact person for additional information on the budget reports:

Name: Michael Mancuso

Title: Director of Fiscal Services

Telephone: 909-899-2451

E-mail: Michael_Mancuso@etiwanda.org

Criteria and Standards Review Summary

The following summary is automatically completed based on data provided in the Criteria and Standards Review (Form 01CS). Criteria and standards that are "Not Met," and supplemental information and additional fiscal indicators that are "Yes," may indicate areas of potential concern for fiscal solvency purposes and should be carefully reviewed.

CRITERIA AND STANDARDS			Met	Not Met
1	Average Daily Attendance	Projected (funded) ADA has not been overestimated by more than the standard for the prior fiscal year, or two or more of the previous three fiscal years.	X	
2	Enrollment	Enrollment has not been overestimated by more than the standard for the prior fiscal year, or two or more of the previous three fiscal years.	X	
3	ADA to Enrollment	Projected second period (P-2) ADA to enrollment ratio is consistent with historical ratios for the budget and two subsequent fiscal years.		X
4	Local Control Funding Formula (LCFF) Revenue	Projected change in LCFF revenue is within the standard for the budget and two subsequent fiscal years.	X	
5	Salaries and Benefits	Projected ratios of total unrestricted salaries and benefits to total unrestricted general fund expenditures are consistent with historical ratios for the budget and two subsequent fiscal years.	X	
6a	Other Revenues	Projected operating revenues (e.g., federal, other state, and other local) are within the standard for the budget and two subsequent fiscal years.		X
6b	Other Expenditures	Projected operating expenditures (e.g., books and supplies, and services and other operating) are within the standard for the budget and two subsequent fiscal years.		X
7	Ongoing and Major Maintenance Account	If applicable, required contribution to the ongoing and major maintenance account (i.e., restricted maintenance account) is included in the budget.	X	
8	Deficit Spending	Unrestricted deficit spending, if any, has not exceeded the standard for two or more of the last three fiscal years.		X

9a	Fund Balance	Unrestricted general fund beginning balance has not been overestimated by more than the standard for two or more of the last three fiscal years.	X	
9b	Cash Balance	Projected general fund cash balance will be positive at the end of the current fiscal year.	X	
10	Reserves	Projected available reserves (e.g., reserve for economic uncertainties, unassigned/unappropriated amounts) meet minimum requirements for the budget and two subsequent fiscal years.	X	
SUPPLEMENTAL INFORMATION			**No**	**Yes**
S1	Contingent Liabilities	Are there known or contingent liabilities (e.g., financial or program audits, litigation, state compliance reviews) that may impact the budget?	X	
S2	Using One-time Revenues to Fund Ongoing Expenditures	Are there ongoing general fund expenditures in excess of one percent of the total general fund expenditures that are funded with one-time resources?	X	
S3	Using Ongoing Revenues to Fund One-time Expenditures	Are there large non-recurring general fund expenditures that are funded with ongoing general fund revenues?		X
S4	Contingent Revenues	Are any projected revenues for the budget or two subsequent fiscal years contingent on reauthorization by the local government, special legislation, or other definitive act (e.g., parcel taxes, forest reserves)?	X	
S5	Contributions	Have contributions from unrestricted to restricted resources, or transfers to or from the general fund to cover operating deficits, changed by more than the standard for the budget or two subsequent fiscal years?		X
SUPPLEMENTAL INFORMATION (continued)			**No**	**Yes**
S6	Long-term Commitments	Does the district have long-term (multiyear) commitments or debt agreements?		X
		• If yes, have annual payments for the budget or two subsequent fiscal years increased over prior year's (2025-26) annual payment?		X
S7a	Postemployment Benefits Other than Pensions	Does the district provide postemployment benefits other than pensions (OPEB)?		X
		• If yes, are they lifetime benefits?	X	
		• If yes, do benefits continue beyond age 65?	X	
		• If yes, are benefits funded by pay-as-you-go?	X	
S7b	Other Self-insurance Benefits	Does the district provide other self-insurance benefits (e.g., workers' compensation, employee health and welfare, or property and liability)?	X	
S8	Status of Labor Agreements	Are salary and benefit negotiations still open for:		
		• Certificated? (Section S8A, Line 1)		X
		• Classified? (Section S8B, Line 1)		X
		• Management/supervisor/confidential? (Section S8C, Line 1)		X
S9	Local Control and Accountability Plan (LCAP)	• Did or will the school district's governing board adopt an LCAP or an update to the LCAP effective for the budget year?		X
		• Adoption date of the LCAP or an update to the LCAP:	**06/11/2026**	
S10	LCAP Expenditures	Does the school district's budget include the expenditures necessary to implement the LCAP or annual update to the LCAP as described in the Local Control and Accountability Plan and Annual Update Template?		X
ADDITIONAL FISCAL INDICATORS			**No**	**Yes**
A1	Negative Cash Flow	Do cash flow projections show that the district will end the budget year with a negative cash balance in the general fund?	X	
A2	Independent Position Control	Is personnel position control independent from the payroll system?	X	
A3	Declining Enrollment	Is enrollment decreasing in both the prior fiscal year and budget year?		X
A4	New Charter Schools Impacting District Enrollment	Are any new charter schools operating in district boundaries that are impacting the district's enrollment, either in the prior fiscal year or budget year?	X	
A5	Salary Increases Exceed COLA	Has the district entered into a bargaining agreement where any of the budget or subsequent fiscal years of the agreement would result in salary increases that are expected to exceed the projected state funded cost-of-living adjustment?	X	
ADDITIONAL FISCAL INDICATORS (continued)			**No**	**Yes**
A6	Uncapped Health Benefits	Does the district provide uncapped (100% employer paid) health benefits for current or retired employees?	X	
A7	Independent Financial System	Is the district's financial system independent from the county office system?	X	

A8	Fiscal Distress Reports	Does the district have any reports that indicate fiscal distress? If yes, provide copies to the COE, pursuant to EC 42127.6(a).	X	
A9	Change of CBO or Superintendent	Have there been personnel changes in the superintendent or chief business official (CBO) positions within the last 12 months?	X	

Annual Certification Regarding Self-Insured Workers' Compensation Claims

Pursuant to *Education Code* Section 42141, if a school district, either individually or as a member of a joint powers agency (JPA), is self-insured for workers' compensation claims, the superintendent of the school district annually shall provide information to the governing board of the school district regarding the estimated accrued but unfunded cost of those claims. The governing board annually shall certify to the county superintendent of schools the amount of money, if any, that it has decided to reserve in its budget for the cost of those claims.

To the County Superintendent of Schools:

○ This district is self-insured for workers' compensation claims as defined in *Education Code* Section 42141(a):

- Total liabilities actuarially determined: $ _____
- Less: Amount of total liabilities reserved in budget: $ _____
- Estimated accrued but unfunded liabilities: $ 0.00

◉ This school district is self-insured for workers' compensation claims through the JPA identified below:

California Schools JPA

○ This school district is not self-insured for workers' compensation claims.

Signature (Original signature required)

	06/11/2026
Signature of Clerk/Secretary of the Governing Board	Date of Meeting (Format: MM/DD/YYYY)
Cathline Fort	Clerk of the Governing Board Trustee Area 5
Printed Name	Title

For additional information on this certification, please contact:

Damita Walton	Director of Personnel
Name	Title
Damita_Walton@etiwanda.org	909-899-2451
Email	Telephone

District: Etiwanda
CDS #: 36-67702

Adopted Budget
2026-27 Budget Attachment
Balances in Excess of Minimum Reserve Requirements

Reasons for Assigned and Unassigned Ending Fund Balances in Excess of Minimum Recommended Reserves

Education Code Section 42127(a)(2)(B) requires a statement of the reasons that substantiates the need for assigned and unassigned ending fund balances in excess of the minimum reserve standard for economic uncertainties for each fiscal year identified in the budget.

Combined Assigned and Unassigned/unappropriated Fund Balances			
Form	Fund	2026-27 FY	Objects 9780/9789/9790
01	General Fund/County School Service Fund	$8,671,819.00	Form 01
17	Special Reserve Fund for Other Than Capital Outlay Projects	$0.00	Form 17
	Total Assigned and Unassigned Ending Fund Balances	$8,671,819.00	
	District Standard Reserve Level	3%	Form 01CS Line 10B-4
	Less District Minimum Reserve for Economic Uncertainties	$7,260,968.00	Form 01CS Line 10B-7
	Remaining Balance to Substantiate Need	$1,410,851.00	

Reasons for Fund Balances in Excess of Minimum Reserve for Economic Uncertainties

Form	Fund	2026-27 FY	Description of Need
01	General Fund/County School Service Fund	$1,410,851.00	Cover increased staffing costs and inflation.
	Insert Lines above as needed		
	Total of Substantiated Needs	$1,410,851.00	

Remaining Unsubstantiated Balance **$0.00** **Balance should be Zero**

Education Code Section 42127 (d)(1) requires a county superintendent to either conditionally approve or disapprove a school district budget if the district does not provide for EC 42127 (a)(2)(B) public review and discussion at its public budget hearing.

District: Etiwanda
CDS #: 36-67702

Adopted Budget
2026-27 Budget Attachment
Balances in Excess of Minimum Reserve Requirements

Reasons for Assigned and Unassigned Ending Fund Balances in Excess of Minimum Recommended Reserves

Education Code Section 42127(a)(2)(B) requires a statement of the reasons that substantiates the need for assigned and unassigned ending fund balances in excess of the minimum reserve standard for economic uncertainties for each fiscal year identified in the budget.

Combined Assigned and Unassigned/unappropriated Fund Balances			
Form	Fund	2027-28 FY	Objects 9780/9789/9790
01	General Fund/County School Service Fund	$7,238,514.00	Form 01
17	Special Reserve Fund for Other Than Capital Outlay Projects	$0.00	Form 17
	Total Assigned and Unassigned Ending Fund Balances	$7,238,514.00	
	District Standard Reserve Level	3%	Form 01CS Line 10B-4
	Less District Minimum Reserve for Economic Uncertainties	$7,225,866.00	Form 01CS Line 10B-7
	Remaining Balance to Substantiate Need	$12,648.00	

Reasons for Fund Balances in Excess of Minimum Reserve for Economic Uncertainties

Form	Fund	2027-28 FY	Description of Need
01	General Fund/County School Service Fund	$12,648.00	Cover increased staffing costs and inflation.
	Insert Lines above as needed		
	Total of Substantiated Needs	$12,648.00	

Remaining Unsubstantiated Balance	**$0.00**	**Balance should be Zero**

Education Code Section 42127 (d)(1) requires a county superintendent to either conditionally approve or disapprove a school district budget if the district does not provide for EC 42127 (a)(2)(B) public review and discussion at its public budget hearing.

District: Etiwanda
CDS #: 36-67702

Adopted Budget
2026-27 Budget Attachment
Balances in Excess of Minimum Reserve Requirements

Reasons for Assigned and Unassigned Ending Fund Balances in Excess of Minimum Recommended Reserves

Education Code Section 42127(a)(2)(B) requires a statement of the reasons that substantiates the need for assigned and unassigned ending fund balances in excess of the minimum reserve standard for economic uncertainties for each fiscal year identified in the budget.

Combined Assigned and Unassigned/unappropriated Fund Balances			
Form	Fund	2028-29 FY	Objects 9780/9789/9790
01	General Fund/County School Service Fund	$7,627,235.00	Form 01
17	Special Reserve Fund for Other Than Capital Outlay Projects	$0.00	Form 17
	Total Assigned and Unassigned Ending Fund Balances	$7,627,235.00	
	District Standard Reserve Level	3%	Form 01CS Line 10B-4
	Less District Minimum Reserve for Economic Uncertainties	$7,156,280.00	Form 01CS Line 10B-7
	Remaining Balance to Substantiate Need	$470,955.00	

Reasons for Fund Balances in Excess of Minimum Reserve for Economic Uncertainties			
Form	**Fund**	**2028-29 FY**	**Description of Need**
01	General Fund/County School Service Fund	$470,955.00	Cover increased staffing costs and inflation.
	Insert Lines above as needed		
	Total of Substantiated Needs	$470,955.00	

Remaining Unsubstantiated Balance	**$0.00**	**Balance should be Zero**

Education Code Section 42127 (d)(1) requires a county superintendent to either conditionally approve or disapprove a school district budget if the district does not provide for EC 42127 (a)(2)(B) public review and discussion at its public budget hearing.

G = General Ledger Data; S = Supplemental Data

Form	Description	Data Supplied For: 2025-26 Estimated Actuals	2026-27 Budget
01	General Fund/County School Service Fund	GS	GS
08	Student Activity Special Revenue Fund	G	G
09	Charter Schools Special Revenue Fund		
10	Special Education Pass-Through Fund		
11	Adult Education Fund		
12	Child Development Fund		
13	Cafeteria Special Revenue Fund	G	G
14	Deferred Maintenance Fund		
15	Pupil Transportation Equipment Fund		
17	Special Reserve Fund for Other Than Capital Outlay Projects	G	G
18	School Bus Emissions Reduction Fund		
19	Foundation Special Revenue Fund		
20	Special Reserve Fund for Postemployment Benefits	G	G
21	Building Fund	G	G
25	Capital Facilities Fund	G	G
30	State School Building Lease-Purchase Fund		
35	County School Facilities Fund	G	
40	Special Reserve Fund for Capital Outlay Projects	G	G
49	Capital Project Fund for Blended Component Units	G	G
51	Bond Interest and Redemption Fund	G	G
52	Debt Service Fund for Blended Component Units	G	G
53	Tax Override Fund		
56	Debt Service Fund		
57	Foundation Permanent Fund		
61	Cafeteria Enterprise Fund		
62	Charter Schools Enterprise Fund		
63	Other Enterprise Fund		
66	Warehouse Revolving Fund		
67	Self-Insurance Fund		
71	Retiree Benefit Fund		
73	Foundation Private-Purpose Trust Fund		
76	Warrant/Pass-Through Fund		
95	Student Body Fund		
A	Average Daily Attendance	S	S
ASSET	Schedule of Capital Assets	S	
CASH	Cashflow Worksheet		
CB	Budget Certification		S
CC	Workers' Compensation Certification		S
CEA	Current Expense Formula/Minimum Classroom Comp. - Actuals	GS	
CEB	Current Expense Formula/Minimum Classroom Comp. - Budget		GS
DEBT	Schedule of Long-Term Liabilities	S	
ESMOE	Every Student Succeeds Act Maintenance of Effort	GS	
ICR	Indirect Cost Rate Worksheet	GS	

L	Lottery Report	GS	
MYP	Multiyear Projections - General Fund		GS
SEA	Special Education Revenue Allocations	S	S
SEAS	Special Education Revenue Allocations Setup (SELPA Selection)	S	S
SIAA	Summary of Interfund Activities - Actuals	G	
SIAB	Summary of Interfund Activities - Budget		G
01CS	Criteria and Standards Review	GS	GS

Description	Resource Codes	Object Codes	2025-26 Estimated Actuals			2026-27 Budget			% Diff Column C & F
			Unrestricted (A)	Restricted (B)	Total Fund col. A + B (C)	Unrestricted (D)	Restricted (E)	Total Fund col. D + E (F)	
A. REVENUES									
1) LCFF Sources		8010-8099	157,176,864.00	0.00	157,176,864.00	161,417,015.00	0.00	161,417,015.00	2.7%
2) Federal Revenue		8100-8299	0.00	5,352,214.00	5,352,214.00	0.00	5,431,444.00	5,431,444.00	1.5%
3) Other State Revenue		8300-8599	5,525,522.00	25,583,562.00	31,109,084.00	5,740,353.00	28,585,931.00	34,326,284.00	10.3%
4) Other Local Revenue		8600-8799	10,231,755.00	18,648,535.00	28,880,290.00	9,143,389.00	19,662,218.00	28,805,607.00	-0.3%
5) TOTAL, REVENUES			172,934,141.00	49,584,311.00	222,518,452.00	176,300,757.00	53,679,593.00	229,980,350.00	3.4%
B. EXPENDITURES									
1) Certificated Salaries		1000-1999	76,945,940.00	23,532,551.00	100,478,491.00	75,725,377.00	23,088,993.00	98,814,370.00	-1.7%
2) Classified Salaries		2000-2999	19,592,647.00	18,089,776.00	37,682,423.00	19,731,552.00	19,166,913.00	38,898,465.00	3.2%
3) Employee Benefits		3000-3999	36,455,644.00	23,700,541.47	60,156,185.47	36,538,664.00	24,299,011.00	60,837,675.00	1.1%
4) Books and Supplies		4000-4999	5,053,471.00	3,893,147.00	8,946,618.00	3,506,468.00	5,204,185.00	8,710,653.00	-2.6%
5) Services and Other Operating Expenditures		5000-5999	15,594,039.00	17,175,070.00	32,769,109.00	17,231,879.00	11,957,301.00	29,189,180.00	-10.9%
6) Capital Outlay		6000-6999	168,442.00	4,419,940.71	4,588,382.71	7,963.00	995,000.00	1,002,963.00	-78.1%
7) Other Outgo (excluding Transfers of Indirect Costs)		7100-7299 7400-7499	55,751.00	0.00	55,751.00	48,000.00	0.00	48,000.00	-13.9%
8) Other Outgo - Transfers of Indirect Costs		7300-7399	(767,654.00)	498,618.00	(269,036.00)	(782,967.00)	513,931.00	(269,036.00)	0.0%
9) TOTAL, EXPENDITURES			153,098,280.00	91,309,644.18	244,407,924.18	152,006,936.00	85,225,334.00	237,232,270.00	-2.9%
C. EXCESS (DEFICIENCY) OF REVENUES OVER EXPENDITURES BEFORE OTHER FINANCING SOURCES AND USES (A5 - B9)			19,835,861.00	(41,725,333.18)	(21,889,472.18)	24,293,821.00	(31,545,741.00)	(7,251,920.00)	-66.9%
D. OTHER FINANCING SOURCES/USES									
1) Interfund Transfers									
a) Transfers In		8900-8929	10,059,100.00	0.00	10,059,100.00	6,619,300.00	0.00	6,619,300.00	-34.2%
b) Transfers Out		7600-7629	0.00	4,100,000.00	4,100,000.00	0.00	4,800,000.00	4,800,000.00	17.1%
2) Other Sources/Uses									
a) Sources		8930-8979	0.00	0.00	0.00	0.00	0.00	0.00	0.0%
b) Uses		7630-7699	0.00	0.00	0.00	0.00	0.00	0.00	0.0%
3) Contributions		8980-8999	(34,393,698.00)	34,393,698.00	0.00	(34,413,827.00)	34,413,827.00	0.00	0.0%
4) TOTAL, OTHER FINANCING SOURCES/USES			(24,334,598.00)	30,293,698.00	5,959,100.00	(27,794,527.00)	29,613,827.00	1,819,300.00	-69.5%
E. NET INCREASE (DECREASE) IN FUND BALANCE (C + D4)			(4,498,737.00)	(11,431,635.18)	(15,930,372.18)	(3,500,706.00)	(1,931,914.00)	(5,432,620.00)	-65.9%
F. FUND BALANCE, RESERVES									
1) Beginning Fund Balance									
a) As of July 1 - Unaudited		9791	20,624,408.62	34,516,643.41	55,141,052.03	16,125,671.62	23,085,008.23	39,210,679.85	-28.9%
b) Audit Adjustments		9793	0.00	0.00	0.00	0.00	0.00	0.00	0.0%

Description	Resource Codes	Object Codes	2025-26 Estimated Actuals			2026-27 Budget			% Diff Column C & F
			Unrestricted (A)	Restricted (B)	Total Fund col. A + B (C)	Unrestricted (D)	Restricted (E)	Total Fund col. D + E (F)	
c) As of July 1 - Audited (F1a + F1b)			20,624,408.62	34,516,643.41	55,141,052.03	16,125,671.62	23,085,008.23	39,210,679.85	-28.9%
d) Other Restatements		9795	0.00	0.00	0.00	0.00	0.00	0.00	0.0%
e) Adjusted Beginning Balance (F1c + F1d)			20,624,408.62	34,516,643.41	55,141,052.03	16,125,671.62	23,085,008.23	39,210,679.85	-28.9%
2) Ending Balance, June 30 (E + F1e)			16,125,671.62	23,085,008.23	39,210,679.85	12,624,965.62	21,153,094.23	33,778,059.85	-13.9%
Components of Ending Fund Balance									
a) Nonspendable									
Revolving Cash		9711	0.00	0.00	0.00	25,000.00	0.00	25,000.00	New
Stores		9712	0.00	0.00	0.00	50,000.00	0.00	50,000.00	New
Prepaid Items		9713	0.00	0.00	0.00	0.00	0.00	0.00	0.0%
All Others		9719	0.00	0.00	0.00	0.00	0.00	0.00	0.0%
b) Restricted		9740	0.00	23,085,008.23	23,085,008.23	0.00	21,153,094.23	21,153,094.23	-8.4%
c) Committed									
Stabilization Arrangements		9750	0.00	0.00	0.00	0.00	0.00	0.00	0.0%
Other Commitments		9760	0.00	0.00	0.00	3,878,147.05	0.00	3,878,147.05	New
d) Assigned									
Other Assignments		9780	0.00	0.00	0.00	0.00	0.00	0.00	0.0%
e) Unassigned/Unappropriated									
Reserve for Economic Uncertainties		9789	0.00	0.00	0.00	7,260,968.00	0.00	7,260,968.00	New
Unassigned/Unappropriated Amount		9790	16,125,671.62	0.00	16,125,671.62	1,410,850.57	0.00	1,410,850.57	-91.3%
G. ASSETS									
1) Cash									
a) in County Treasury		9110	16,125,671.62	23,085,008.23	39,210,679.85				
1) Fair Value Adjustment to Cash in County Treasury		9111	0.00	0.00	0.00				
b) in Banks		9120	0.00	0.00	0.00				
c) in Revolving Cash Account		9130	0.00	0.00	0.00				
d) with Fiscal Agent/Trustee		9135	0.00	0.00	0.00				
e) Collections Awaiting Deposit		9140	0.00	0.00	0.00				
2) Investments		9150	0.00	0.00	0.00				
3) Accounts Receivable		9200	0.00	0.00	0.00				
4) Due from Grantor Government		9290	0.00	0.00	0.00				
5) Due from Other Funds		9310	0.00	0.00	0.00				
6) Stores		9320	0.00	0.00	0.00				
7) Prepaid Expenditures		9330	0.00	0.00	0.00				
8) Other Current Assets		9340	0.00	0.00	0.00				

Description	Resource Codes	Object Codes	2025-26 Estimated Actuals Unrestricted (A)	2025-26 Estimated Actuals Restricted (B)	2025-26 Estimated Actuals Total Fund col. A + B (C)	2026-27 Budget Unrestricted (D)	2026-27 Budget Restricted (E)	2026-27 Budget Total Fund col. D + E (F)	% Diff Column C & F
9) Lease Receivable		9380	0.00	0.00	0.00				
10) TOTAL, ASSETS			16,125,671.62	23,085,008.23	39,210,679.85				
H. DEFERRED OUTFLOWS OF RESOURCES									
1) Deferred Outflows of Resources		9490	0.00	0.00	0.00				
2) TOTAL, DEFERRED OUTFLOWS			0.00	0.00	0.00				
I. LIABILITIES									
1) Accounts Payable		9500	0.00	0.00	0.00				
2) Due to Grantor Governments		9590	0.00	0.00	0.00				
3) Due to Other Funds		9610	0.00	0.00	0.00				
4) Current Loans		9640	0.00	0.00	0.00				
5) Unearned Revenue		9650	0.00	0.00	0.00				
6) TOTAL, LIABILITIES			0.00	0.00	0.00				
J. DEFERRED INFLOWS OF RESOURCES									
1) Deferred Inflows of Resources		9690	0.00	0.00	0.00				
2) TOTAL, DEFERRED INFLOWS			0.00	0.00	0.00				
K. FUND EQUITY									
Ending Fund Balance, June 30 (G10 + H2) - (I6 + J2)			16,125,671.62	23,085,008.23	39,210,679.85				
LCFF SOURCES									
Principal Apportionment									
State Aid - Current Year		8011	98,966,759.00	0.00	98,966,759.00	102,258,634.00	0.00	102,258,634.00	3.3%
Education Protection Account State Aid - Current Year		8012	32,238,806.00	0.00	32,238,806.00	33,989,411.00	0.00	33,989,411.00	5.4%
State Aid - Prior Years		8019	802,329.00	0.00	802,329.00	0.00	0.00	0.00	-100.0%
Tax Relief Subventions									
Homeowners' Exemptions		8021	69,377.00	0.00	69,377.00	69,377.00	0.00	69,377.00	0.0%
Timber Yield Tax		8022	0.00	0.00	0.00	0.00	0.00	0.00	0.0%
Other Subventions/In-Lieu Taxes		8029	0.00	0.00	0.00	0.00	0.00	0.00	0.0%
County & District Taxes									
Secured Roll Taxes		8041	12,300,678.00	0.00	12,300,678.00	12,300,678.00	0.00	12,300,678.00	0.0%
Unsecured Roll Taxes		8042	578,137.00	0.00	578,137.00	578,137.00	0.00	578,137.00	0.0%
Prior Years' Taxes		8043	116,446.00	0.00	116,446.00	116,446.00	0.00	116,446.00	0.0%
Supplemental Taxes		8044	667,463.00	0.00	667,463.00	667,463.00	0.00	667,463.00	0.0%
Education Revenue Augmentation Fund (ERAF)		8045	(3,491,410.00)	0.00	(3,491,410.00)	(3,491,410.00)	0.00	(3,491,410.00)	0.0%

Description	Resource Codes	Object Codes	2025-26 Estimated Actuals			2026-27 Budget			% Diff Column C & F
			Unrestricted (A)	Restricted (B)	Total Fund col. A + B (C)	Unrestricted (D)	Restricted (E)	Total Fund col. D + E (F)	
Community Redevelopment Funds (SB 617/699/1992)		8047	14,900,143.00	0.00	14,900,143.00	14,900,143.00	0.00	14,900,143.00	0.0%
Penalties and Interest from Delinquent Taxes		8048	28,136.00	0.00	28,136.00	28,136.00	0.00	28,136.00	0.0%
Miscellaneous Funds (EC 41604)									
Royalties and Bonuses		8081	0.00	0.00	0.00	0.00	0.00	0.00	0.0%
Other In-Lieu Taxes		8082	0.00	0.00	0.00	0.00	0.00	0.00	0.0%
Less: Non-LCFF (50%) Adjustment		8089	0.00	0.00	0.00	0.00	0.00	0.00	0.0%
Subtotal, LCFF Sources			157,176,864.00	0.00	157,176,864.00	161,417,015.00	0.00	161,417,015.00	2.7%
LCFF Transfers									
Unrestricted LCFF Transfers - Current Year	0000	8091	0.00		0.00	0.00		0.00	0.0%
All Other LCFF Transfers - Current Year	All Other	8091	0.00	0.00	0.00	0.00	0.00	0.00	0.0%
Transfers to Charter Schools in Lieu of Property Taxes		8096	0.00	0.00	0.00	0.00	0.00	0.00	0.0%
Property Taxes Transfers		8097	0.00	0.00	0.00	0.00	0.00	0.00	0.0%
LCFF Transfers - Prior Years		8099	0.00	0.00	0.00	0.00	0.00	0.00	0.0%
TOTAL, LCFF SOURCES			157,176,864.00	0.00	157,176,864.00	161,417,015.00	0.00	161,417,015.00	2.7%
FEDERAL REVENUE									
Maintenance and Operations		8110	0.00	0.00	0.00	0.00	0.00	0.00	0.0%
Special Education Entitlement		8181	0.00	2,719,368.00	2,719,368.00	0.00	2,776,406.00	2,776,406.00	2.1%
Special Education Discretionary Grants		8182	0.00	164,821.00	164,821.00	0.00	163,641.00	163,641.00	-0.7%
Child Nutrition Programs		8220	0.00	0.00	0.00	0.00	0.00	0.00	0.0%
Donated Food Commodities		8221	0.00	0.00	0.00	0.00	0.00	0.00	0.0%
Forest Reserve Funds		8260	0.00	0.00	0.00	0.00	0.00	0.00	0.0%
Flood Control Funds		8270	0.00	0.00	0.00	0.00	0.00	0.00	0.0%
Wildlife Reserve Funds		8280	0.00	0.00	0.00	0.00	0.00	0.00	0.0%
FEMA		8281	0.00	0.00	0.00	0.00	0.00	0.00	0.0%
Interagency Contracts Between LEAs		8285	0.00	0.00	0.00	0.00	0.00	0.00	0.0%
Pass-Through Revenues from Federal Sources		8287	0.00	0.00	0.00	0.00	0.00	0.00	0.0%
Title I, Part A, Basic	3010	8290		1,852,022.00	1,852,022.00		1,860,817.00	1,860,817.00	0.5%
Title I, Part D, Local Delinquent Programs	3025	8290		0.00	0.00		0.00	0.00	0.0%
Title II, Part A, Supporting Effective Instruction	4035	8290		292,805.00	292,805.00		288,437.00	288,437.00	-1.5%
Title III, Immigrant Student Program	4201	8290		51,987.00	51,987.00		51,987.00	51,987.00	0.0%
Title III, English Learner Program	4203	8290		149,605.00	149,605.00		149,605.00	149,605.00	0.0%
Public Charter Schools Grant Program (PCSGP)	4610	8290		0.00	0.00		0.00	0.00	0.0%

Description	Resource Codes	Object Codes	2025-26 Estimated Actuals			2026-27 Budget			% Diff Column C & F
			Unrestricted (A)	Restricted (B)	Total Fund col. A + B (C)	Unrestricted (D)	Restricted (E)	Total Fund col. D + E (F)	
Other Every Student Succeeds Act	3040, 3060, 3061, 3110, 3150, 3155, 3182, 4037, 4123, 4124, 4126, 4127, 5630	8290		121,606.00	121,606.00		140,551.00	140,551.00	15.6%
Career and Technical Education	3500-3599	8290		0.00	0.00		0.00	0.00	0.0%
All Other Federal Revenue	All Other	8290	0.00	0.00	0.00	0.00	0.00	0.00	0.0%
TOTAL, FEDERAL REVENUE			0.00	5,352,214.00	5,352,214.00	0.00	5,431,444.00	5,431,444.00	1.5%
OTHER STATE REVENUE									
Other State Apportionments									
Special Education Master Plan									
Current Year	6500	8311		0.00	0.00		0.00	0.00	0.0%
Prior Years	6500	8319		0.00	0.00		0.00	0.00	0.0%
All Other State Apportionments - Current Year	All Other	8311	0.00	0.00	0.00	0.00	0.00	0.00	0.0%
All Other State Apportionments - Prior Years	All Other	8319	0.00	0.00	0.00	0.00	0.00	0.00	0.0%
Child Nutrition Programs		8520	0.00	0.00	0.00	0.00	0.00	0.00	0.0%
Mandated Costs Reimbursements		8550	507,129.00	0.00	507,129.00	525,961.00	0.00	525,961.00	3.7%
Lottery - Unrestricted and Instructional Materials		8560	2,499,489.00	985,794.00	3,485,283.00	2,579,630.00	1,113,314.00	3,692,944.00	6.0%
Tax Relief Subventions									
Restricted Levies - Other									
Homeowners' Exemptions		8575	0.00	0.00	0.00	0.00	0.00	0.00	0.0%
Other Subventions/In-Lieu Taxes		8576	0.00	0.00	0.00	0.00	0.00	0.00	0.0%
Pass-Through Revenues from State Sources		8587	0.00	0.00	0.00	0.00	0.00	0.00	0.0%
Expanded Learning Opportunities Program (ELO-P)	2600	8590		6,584,554.00	6,584,554.00		6,315,814.00	6,315,814.00	-4.1%
After School Education and Safety (ASES)	6010	8590		0.00	0.00		0.00	0.00	0.0%
Charter School Facility Grant	6030	8590		0.00	0.00		0.00	0.00	0.0%
Drug/Alcohol/Tobacco Funds	6650, 6690, 6695	8590		0.00	0.00		0.00	0.00	0.0%
California Clean Energy Jobs Act	6230	8590		0.00	0.00		0.00	0.00	0.0%
Career Technical Education Incentive Grant Program	6387	8590		0.00	0.00		0.00	0.00	0.0%
Arts and Music in Schools (Prop 28)	6770	8590		2,043,556.00	2,043,556.00		2,043,556.00	2,043,556.00	0.0%
American Indian Early Childhood Education	7210	8590		0.00	0.00		0.00	0.00	0.0%
Specialized Secondary	7370	8590		0.00	0.00		0.00	0.00	0.0%
All Other State Revenue	All Other	8590	2,518,904.00	15,969,658.00	18,488,562.00	2,634,762.00	19,113,247.00	21,748,009.00	17.6%
TOTAL, OTHER STATE REVENUE			5,525,522.00	25,583,562.00	31,109,084.00	5,740,353.00	28,585,931.00	34,326,284.00	10.3%

Description	Resource Codes	Object Codes	2025-26 Estimated Actuals			2026-27 Budget			% Diff Column C & F
			Unrestricted (A)	Restricted (B)	Total Fund col. A + B (C)	Unrestricted (D)	Restricted (E)	Total Fund col. D + E (F)	
OTHER LOCAL REVENUE									
Other Local Revenue									
County and District Taxes									
Other Restricted Levies									
Secured Roll		8615	0.00	0.00	0.00	0.00	0.00	0.00	0.0%
Unsecured Roll		8616	0.00	0.00	0.00	0.00	0.00	0.00	0.0%
Prior Years' Taxes		8617	0.00	0.00	0.00	0.00	0.00	0.00	0.0%
Supplemental Taxes		8618	0.00	0.00	0.00	0.00	0.00	0.00	0.0%
Non-Ad Valorem Taxes									
Parcel Taxes		8621	0.00	0.00	0.00	0.00	0.00	0.00	0.0%
Other		8622	0.00	0.00	0.00	0.00	0.00	0.00	0.0%
Community Redevelopment Funds Not Subject to LCFF Deduction		8625	0.00	4,100,000.00	4,100,000.00	0.00	4,800,000.00	4,800,000.00	17.1%
Penalties and Interest from Delinquent Non-LCFF Taxes		8629	0.00	0.00	0.00	0.00	0.00	0.00	0.0%
Sales									
Sale of Equipment/Supplies		8631	0.00	0.00	0.00	0.00	0.00	0.00	0.0%
Sale of Publications		8632	0.00	0.00	0.00	0.00	0.00	0.00	0.0%
Food Service Sales		8634	0.00	0.00	0.00	0.00	0.00	0.00	0.0%
All Other Sales		8639	0.00	0.00	0.00	0.00	0.00	0.00	0.0%
Leases and Rentals		8650	20,000.00	0.00	20,000.00	15,000.00	0.00	15,000.00	-25.0%
Interest		8660	2,129,154.00	0.00	2,129,154.00	1,670,633.00	0.00	1,670,633.00	-21.5%
Net Increase (Decrease) in the Fair Value of Investments		8662	0.00	0.00	0.00	0.00	0.00	0.00	0.0%
Fees and Contracts									
Adult Education Fees		8671	0.00	0.00	0.00	0.00	0.00	0.00	0.0%
Non-Resident Students		8672	0.00	0.00	0.00	0.00	0.00	0.00	0.0%
Transportation Fees From Individuals		8675	0.00	0.00	0.00	0.00	0.00	0.00	0.0%
Interagency Services		8677	1,500,000.00	0.00	1,500,000.00	1,303,732.00	15,000.00	1,318,732.00	-12.1%
Mitigation/Developer Fees		8681	0.00	0.00	0.00	0.00	0.00	0.00	0.0%
All Other Fees and Contracts		8689	0.00	0.00	0.00	0.00	0.00	0.00	0.0%
Other Local Revenue									
Plus: Miscellaneous Funds Non-LCFF (50 Percent) Adjustment		8691	0.00	0.00	0.00	0.00	0.00	0.00	0.0%
Pass-Through Revenue from Local Sources		8697	0.00	0.00	0.00	0.00	0.00	0.00	0.0%
All Other Local Revenue		8699	6,460,623.00	2,223,650.00	8,684,273.00	6,032,045.00	1,640,642.00	7,672,687.00	-11.6%

Description	Resource Codes	Object Codes	2025-26 Estimated Actuals			2026-27 Budget			% Diff Column C & F
			Unrestricted (A)	Restricted (B)	Total Fund col. A + B (C)	Unrestricted (D)	Restricted (E)	Total Fund col. D + E (F)	
Tuition		8710	121,978.00	0.00	121,978.00	121,979.00	0.00	121,979.00	0.0%
All Other Transfers In		8781-8783	0.00	0.00	0.00	0.00	0.00	0.00	0.0%
Transfers of Apportionments									
Special Education SELPA Transfers									
From Districts or Charter Schools	6500	8791		0.00	0.00		0.00	0.00	0.0%
From County Offices	6500	8792		12,324,885.00	12,324,885.00		13,206,576.00	13,206,576.00	7.2%
From JPAs	6500	8793		0.00	0.00		0.00	0.00	0.0%
Other Transfers of Apportionments									
From Districts or Charter Schools	All Other	8791	0.00	0.00	0.00	0.00	0.00	0.00	0.0%
From County Offices	All Other	8792	0.00	0.00	0.00	0.00	0.00	0.00	0.0%
From JPAs	All Other	8793	0.00	0.00	0.00	0.00	0.00	0.00	0.0%
All Other Transfers In from All Others		8799	0.00	0.00	0.00	0.00	0.00	0.00	0.0%
TOTAL, OTHER LOCAL REVENUE			10,231,755.00	18,648,535.00	28,880,290.00	9,143,389.00	19,662,218.00	28,805,607.00	-0.3%
TOTAL, REVENUES			172,934,141.00	49,584,311.00	222,518,452.00	176,300,757.00	53,679,593.00	229,980,350.00	3.4%
CERTIFICATED SALARIES									
Certificated Teachers' Salaries		1100	66,663,146.00	18,118,917.00	84,782,063.00	65,064,126.00	17,521,670.00	82,585,796.00	-2.6%
Certificated Pupil Support Salaries		1200	2,031,694.00	3,563,995.00	5,595,689.00	2,085,355.00	3,691,050.00	5,776,405.00	3.2%
Certificated Supervisors' and Administrators' Salaries		1300	8,251,100.00	1,849,639.00	10,100,739.00	8,575,896.00	1,876,273.00	10,452,169.00	3.5%
Other Certificated Salaries		1900	0.00	0.00	0.00	0.00	0.00	0.00	0.0%
TOTAL, CERTIFICATED SALARIES			76,945,940.00	23,532,551.00	100,478,491.00	75,725,377.00	23,088,993.00	98,814,370.00	-1.7%
CLASSIFIED SALARIES									
Classified Instructional Salaries		2100	4,621,807.00	9,639,983.00	14,261,790.00	4,647,622.00	10,016,066.00	14,663,688.00	2.8%
Classified Support Salaries		2200	4,841,193.00	2,420,074.00	7,261,267.00	5,134,623.00	2,755,708.00	7,890,331.00	8.7%
Classified Supervisors' and Administrators' Salaries		2300	1,124,385.00	379,700.00	1,504,085.00	1,106,328.00	392,748.00	1,499,076.00	-0.3%
Clerical, Technical and Office Salaries		2400	5,811,002.00	712,204.00	6,523,206.00	5,878,644.00	758,931.00	6,637,575.00	1.8%
Other Classified Salaries		2900	3,194,260.00	4,937,815.00	8,132,075.00	2,964,335.00	5,243,460.00	8,207,795.00	0.9%
TOTAL, CLASSIFIED SALARIES			19,592,647.00	18,089,776.00	37,682,423.00	19,731,552.00	19,166,913.00	38,898,465.00	3.2%
EMPLOYEE BENEFITS									
STRS		3101-3102	13,813,788.00	12,788,109.00	26,601,897.00	13,984,161.00	13,032,697.00	27,016,858.00	1.6%
PERS		3201-3202	4,517,569.00	3,873,532.00	8,391,101.00	4,548,169.00	3,883,425.00	8,431,594.00	0.5%
OASDI/Medicare/Alternative		3301-3302	2,463,889.00	1,518,741.47	3,982,630.47	2,507,487.00	1,627,931.00	4,135,418.00	3.8%
Health and Welfare Benefits		3401-3402	12,472,070.00	4,952,407.00	17,424,477.00	12,838,996.00	5,173,318.00	18,012,314.00	3.4%
Unemployment Insurance		3501-3502	73,831.00	20,691.00	94,522.00	48,146.00	21,551.00	69,697.00	-26.3%
Workers' Compensation		3601-3602	1,357,667.00	536,736.00	1,894,403.00	1,272,255.00	549,764.00	1,822,019.00	-3.8%

Description	Resource Codes	Object Codes	2025-26 Estimated Actuals			2026-27 Budget			% Diff Column C & F
			Unrestricted (A)	Restricted (B)	Total Fund col. A + B (C)	Unrestricted (D)	Restricted (E)	Total Fund col. D + E (F)	
OPEB, Allocated		3701-3702	859,100.00	0.00	859,100.00	919,300.00	0.00	919,300.00	7.0%
OPEB, Active Employees		3751-3752	0.00	0.00	0.00	0.00	0.00	0.00	0.0%
Other Employee Benefits		3901-3902	897,730.00	10,325.00	908,055.00	420,150.00	10,325.00	430,475.00	-52.6%
TOTAL, EMPLOYEE BENEFITS			36,455,644.00	23,700,541.47	60,156,185.47	36,538,664.00	24,299,011.00	60,837,675.00	1.1%
BOOKS AND SUPPLIES									
Approved Textbooks and Core Curricula Materials		4100	0.00	19,597.00	19,597.00	216,698.00	2,750,000.00	2,966,698.00	15,038.5%
Books and Other Reference Materials		4200	88,995.00	99,248.00	188,243.00	54,661.00	57,638.00	112,299.00	-40.3%
Materials and Supplies		4300	4,723,628.00	3,508,498.00	8,232,126.00	3,126,114.00	2,234,522.00	5,360,636.00	-34.9%
Noncapitalized Equipment		4400	240,848.00	265,804.00	506,652.00	108,995.00	162,025.00	271,020.00	-46.5%
Food		4700	0.00	0.00	0.00	0.00	0.00	0.00	0.0%
TOTAL, BOOKS AND SUPPLIES			5,053,471.00	3,893,147.00	8,946,618.00	3,506,468.00	5,204,185.00	8,710,653.00	-2.6%
SERVICES AND OTHER OPERATING EXPENDITURES									
Subagreements for Services		5100	4,543,433.00	2,925,126.00	7,468,559.00	4,677,326.00	3,019,691.00	7,697,017.00	3.1%
Travel and Conferences		5200	211,010.00	407,378.00	618,388.00	134,001.00	268,325.00	402,326.00	-34.9%
Dues and Memberships		5300	96,782.00	23,734.00	120,516.00	62,335.00	19,803.00	82,138.00	-31.8%
Insurance		5400 - 5499	2,251,999.00	0.00	2,251,999.00	2,431,185.00	0.00	2,431,185.00	8.0%
Operations and Housekeeping Services		5500	4,407,728.00	0.00	4,407,728.00	4,435,934.00	0.00	4,435,934.00	0.6%
Rentals, Leases, Repairs, and Noncapitalized Improvements		5600	450,681.00	2,354,757.00	2,805,438.00	347,381.00	2,025,669.00	2,373,050.00	-15.4%
Transfers of Direct Costs		5710	(7,576,310.00)	7,576,310.00	0.00	(2,000,000.00)	2,000,000.00	0.00	0.0%
Transfers of Direct Costs - Interfund		5750	(244,751.00)	(2,239.00)	(246,990.00)	(247,890.00)	4,500.00	(243,390.00)	-1.5%
Professional/Consulting Services and Operating Expenditures		5800 - 5899	11,005,355.00	3,883,744.00	14,889,099.00	6,869,120.00	4,619,313.00	11,488,433.00	-22.8%
Communications		5900	448,112.00	6,260.00	454,372.00	522,487.00	0.00	522,487.00	15.0%
TOTAL, SERVICES AND OTHER OPERATING EXPENDITURES			15,594,039.00	17,175,070.00	32,769,109.00	17,231,879.00	11,957,301.00	29,189,180.00	-10.9%
CAPITAL OUTLAY									
Land		6100	0.00	0.00	0.00	0.00	0.00	0.00	0.0%
Land Improvements		6170	0.00	805,881.00	805,881.00	0.00	250,000.00	250,000.00	-69.0%
Buildings and Improvements of Buildings		6200	66,910.00	3,363,035.71	3,429,945.71	0.00	550,000.00	550,000.00	-84.0%
Books and Media for New School Libraries or Major Expansion of School Libraries		6300	0.00	0.00	0.00	0.00	0.00	0.00	0.0%
Equipment		6400	101,532.00	251,024.00	352,556.00	7,963.00	195,000.00	202,963.00	-42.4%
Equipment Replacement		6500	0.00	0.00	0.00	0.00	0.00	0.00	0.0%
Lease Assets		6600	0.00	0.00	0.00	0.00	0.00	0.00	0.0%
Subscription Assets		6700	0.00	0.00	0.00	0.00	0.00	0.00	0.0%

Description	Resource Codes	Object Codes	2025-26 Estimated Actuals			2026-27 Budget			% Diff Column C & F
			Unrestricted (A)	Restricted (B)	Total Fund col. A + B (C)	Unrestricted (D)	Restricted (E)	Total Fund col. D + E (F)	
TOTAL, CAPITAL OUTLAY			168,442.00	4,419,940.71	4,588,382.71	7,963.00	995,000.00	1,002,963.00	-78.1%
OTHER OUTGO (excluding Transfers of Indirect Costs)									
Tuition									
Tuition for Instruction Under Interdistrict Attendance Agreements		7110	0.00	0.00	0.00	0.00	0.00	0.00	0.0%
State Special Schools		7130	0.00	0.00	0.00	0.00	0.00	0.00	0.0%
Tuition, Excess Costs, and/or Deficit Payments									
Payments to Districts or Charter Schools		7141	0.00	0.00	0.00	0.00	0.00	0.00	0.0%
Payments to County Offices		7142	55,751.00	0.00	55,751.00	48,000.00	0.00	48,000.00	-13.9%
Payments to JPAs		7143	0.00	0.00	0.00	0.00	0.00	0.00	0.0%
Transfers of Pass-Through Revenues									
To Districts or Charter Schools		7211	0.00	0.00	0.00	0.00	0.00	0.00	0.0%
To County Offices		7212	0.00	0.00	0.00	0.00	0.00	0.00	0.0%
To JPAs		7213	0.00	0.00	0.00	0.00	0.00	0.00	0.0%
Special Education SELPA Transfers of Apportionments									
To Districts or Charter Schools	6500	7221		0.00	0.00		0.00	0.00	0.0%
To County Offices	6500	7222		0.00	0.00		0.00	0.00	0.0%
To JPAs	6500	7223		0.00	0.00		0.00	0.00	0.0%
Other Transfers of Apportionments	All Other	7221-7223	0.00	0.00	0.00	0.00	0.00	0.00	0.0%
All Other Transfers		7281-7283	0.00	0.00	0.00	0.00	0.00	0.00	0.0%
All Other Transfers Out to All Others		7299	0.00	0.00	0.00	0.00	0.00	0.00	0.0%
Debt Service									
Debt Service - Interest		7438	0.00	0.00	0.00	0.00	0.00	0.00	0.0%
Other Debt Service - Principal		7439	0.00	0.00	0.00	0.00	0.00	0.00	0.0%
TOTAL, OTHER OUTGO (excluding Transfers of Indirect Costs)			55,751.00	0.00	55,751.00	48,000.00	0.00	48,000.00	-13.9%
OTHER OUTGO - TRANSFERS OF INDIRECT COSTS									
Transfers of Indirect Costs		7310	(498,618.00)	498,618.00	0.00	(513,931.00)	513,931.00	0.00	0.0%
Transfers of Indirect Costs - Interfund		7350	(269,036.00)	0.00	(269,036.00)	(269,036.00)	0.00	(269,036.00)	0.0%
TOTAL, OTHER OUTGO - TRANSFERS OF INDIRECT COSTS			(767,654.00)	498,618.00	(269,036.00)	(782,967.00)	513,931.00	(269,036.00)	0.0%
TOTAL, EXPENDITURES			153,098,280.00	91,309,644.18	244,407,924.18	152,006,936.00	85,225,334.00	237,232,270.00	-2.9%
INTERFUND TRANSFERS									
INTERFUND TRANSFERS IN									
From: Special Reserve Fund		8912	0.00	0.00	0.00	0.00	0.00	0.00	0.0%

Description	Resource Codes	Object Codes	2025-26 Estimated Actuals			2026-27 Budget			% Diff Column C & F
			Unrestricted (A)	Restricted (B)	Total Fund col. A + B (C)	Unrestricted (D)	Restricted (E)	Total Fund col. D + E (F)	
From: Bond Interest and Redemption Fund		8914	0.00	0.00	0.00	0.00	0.00	0.00	0.0%
Other Authorized Interfund Transfers In		8919	10,059,100.00	0.00	10,059,100.00	6,619,300.00	0.00	6,619,300.00	-34.2%
(a) TOTAL, INTERFUND TRANSFERS IN			10,059,100.00	0.00	10,059,100.00	6,619,300.00	0.00	6,619,300.00	-34.2%
INTERFUND TRANSFERS OUT									
To: Child Development Fund		7611	0.00	0.00	0.00	0.00	0.00	0.00	0.0%
To: Special Reserve Fund		7612	0.00	0.00	0.00	0.00	0.00	0.00	0.0%
To State School Building Fund/County School Facilities Fund		7613	0.00	0.00	0.00	0.00	0.00	0.00	0.0%
To: Cafeteria Fund		7616	0.00	0.00	0.00	0.00	0.00	0.00	0.0%
Other Authorized Interfund Transfers Out		7619	0.00	4,100,000.00	4,100,000.00	0.00	4,800,000.00	4,800,000.00	17.1%
(b) TOTAL, INTERFUND TRANSFERS OUT			0.00	4,100,000.00	4,100,000.00	0.00	4,800,000.00	4,800,000.00	17.1%
OTHER SOURCES/USES									
SOURCES									
State Apportionments									
Emergency Apportionments		8931	0.00	0.00	0.00	0.00	0.00	0.00	0.0%
Proceeds									
Proceeds from Disposal of Capital Assets		8953	0.00	0.00	0.00	0.00	0.00	0.00	0.0%
Other Sources									
Transfers from Funds of Lapsed/Reorganized LEAs		8965	0.00	0.00	0.00	0.00	0.00	0.00	0.0%
Long-Term Debt Proceeds									
Proceeds from Certificates of Participation		8971	0.00	0.00	0.00	0.00	0.00	0.00	0.0%
Proceeds from Leases		8972	0.00	0.00	0.00	0.00	0.00	0.00	0.0%
Proceeds from Lease Revenue Bonds		8973	0.00	0.00	0.00	0.00	0.00	0.00	0.0%
Proceeds from SBITAs		8974	0.00	0.00	0.00	0.00	0.00	0.00	0.0%
All Other Financing Sources		8979	0.00	0.00	0.00	0.00	0.00	0.00	0.0%
(c) TOTAL, SOURCES			0.00	0.00	0.00	0.00	0.00	0.00	0.0%
USES									
Transfers of Funds from Lapsed/Reorganized LEAs		7651	0.00	0.00	0.00	0.00	0.00	0.00	0.0%
All Other Financing Uses		7699	0.00	0.00	0.00	0.00	0.00	0.00	0.0%
(d) TOTAL, USES			0.00	0.00	0.00	0.00	0.00	0.00	0.0%
CONTRIBUTIONS									
Contributions from Unrestricted Revenues		8980	(34,393,698.00)	34,393,698.00	0.00	(34,413,827.00)	34,413,827.00	0.00	0.0%
Contributions from Restricted Revenues		8990	0.00	0.00	0.00	0.00	0.00	0.00	0.0%
(e) TOTAL, CONTRIBUTIONS			(34,393,698.00)	34,393,698.00	0.00	(34,413,827.00)	34,413,827.00	0.00	0.0%

Description	Resource Codes	Object Codes	2025-26 Estimated Actuals			2026-27 Budget			% Diff Column C & F
			Unrestricted (A)	Restricted (B)	Total Fund col. A + B (C)	Unrestricted (D)	Restricted (E)	Total Fund col. D + E (F)	
TOTAL, OTHER FINANCING SOURCES/USES (a- b + c - d + e)			(24,334,598.00)	30,293,698.00	5,959,100.00	(27,794,527.00)	29,613,827.00	1,819,300.00	-69.5%

Description	Function Codes	Object Codes	2025-26 Estimated Actuals			2026-27 Budget			% Diff Column C & F
			Unrestricted (A)	Restricted (B)	Total Fund col. A + B (C)	Unrestricted (D)	Restricted (E)	Total Fund col. D + E (F)	
A. REVENUES									
1) LCFF Sources		8010-8099	157,176,864.00	0.00	157,176,864.00	161,417,015.00	0.00	161,417,015.00	2.7%
2) Federal Revenue		8100-8299	0.00	5,352,214.00	5,352,214.00	0.00	5,431,444.00	5,431,444.00	1.5%
3) Other State Revenue		8300-8599	5,525,522.00	25,583,562.00	31,109,084.00	5,740,353.00	28,585,931.00	34,326,284.00	10.3%
4) Other Local Revenue		8600-8799	10,231,755.00	18,648,535.00	28,880,290.00	9,143,389.00	19,662,218.00	28,805,607.00	-0.3%
5) TOTAL, REVENUES			172,934,141.00	49,584,311.00	222,518,452.00	176,300,757.00	53,679,593.00	229,980,350.00	3.4%
B. EXPENDITURES (Objects 1000-7999)									
1) Instruction	1000-1999		96,194,479.00	57,432,891.47	153,627,370.47	97,754,866.00	54,174,664.00	151,929,530.00	-1.1%
2) Instruction - Related Services	2000-2999		15,516,630.00	6,562,740.00	22,079,370.00	15,547,883.00	5,233,586.00	20,781,469.00	-5.9%
3) Pupil Services	3000-3999		14,560,055.00	8,056,183.00	22,616,238.00	15,300,966.00	8,241,901.00	23,542,867.00	4.1%
4) Ancillary Services	4000-4999		0.00	0.00	0.00	0.00	0.00	0.00	0.0%
5) Community Services	5000-5999		1,787,240.00	9,038,095.00	10,825,335.00	1,361,036.00	9,100,401.00	10,461,437.00	-3.4%
6) Enterprise	6000-6999		0.00	0.00	0.00	0.00	0.00	0.00	0.0%
7) General Administration	7000-7999		12,829,364.00	553,264.00	13,382,628.00	9,993,571.00	2,575,931.00	12,569,502.00	-6.1%
8) Plant Services	8000-8999		12,154,761.00	9,666,470.71	21,821,231.71	12,000,614.00	5,898,851.00	17,899,465.00	-18.0%
9) Other Outgo	9000-9999	Except 7600-7699	55,751.00	0.00	55,751.00	48,000.00	0.00	48,000.00	-13.9%
10) TOTAL, EXPENDITURES			153,098,280.00	91,309,644.18	244,407,924.18	152,006,936.00	85,225,334.00	237,232,270.00	-2.9%
C. EXCESS (DEFICIENCY) OF REVENUES OVER EXPENDITURES BEFORE OTHER FINANCING SOURCES AND USES (A5 - B10)			19,835,861.00	(41,725,333.18)	(21,889,472.18)	24,293,821.00	(31,545,741.00)	(7,251,920.00)	-66.9%
D. OTHER FINANCING SOURCES/USES									
1) Interfund Transfers									
a) Transfers In		8900-8929	10,059,100.00	0.00	10,059,100.00	6,619,300.00	0.00	6,619,300.00	-34.2%
b) Transfers Out		7600-7629	0.00	4,100,000.00	4,100,000.00	0.00	4,800,000.00	4,800,000.00	17.1%
2) Other Sources/Uses									
a) Sources		8930-8979	0.00	0.00	0.00	0.00	0.00	0.00	0.0%
b) Uses		7630-7699	0.00	0.00	0.00	0.00	0.00	0.00	0.0%
3) Contributions		8980-8999	(34,393,698.00)	34,393,698.00	0.00	(34,413,827.00)	34,413,827.00	0.00	0.0%
4) TOTAL, OTHER FINANCING SOURCES/USES			(24,334,598.00)	30,293,698.00	5,959,100.00	(27,794,527.00)	29,613,827.00	1,819,300.00	-69.5%
E. NET INCREASE (DECREASE) IN FUND BALANCE (C + D4)			(4,498,737.00)	(11,431,635.18)	(15,930,372.18)	(3,500,706.00)	(1,931,914.00)	(5,432,620.00)	-65.9%
F. FUND BALANCE, RESERVES									
1) Beginning Fund Balance									
a) As of July 1 - Unaudited		9791	20,624,408.62	34,516,643.41	55,141,052.03	16,125,671.62	23,085,008.23	39,210,679.85	-28.9%

Description	Function Codes	Object Codes	2025-26 Estimated Actuals			2026-27 Budget			% Diff Column C & F
			Unrestricted (A)	Restricted (B)	Total Fund col. A + B (C)	Unrestricted (D)	Restricted (E)	Total Fund col. D + E (F)	
b) Audit Adjustments		9793	0.00	0.00	0.00	0.00	0.00	0.00	0.0%
c) As of July 1 - Audited (F1a + F1b)			20,624,408.62	34,516,643.41	55,141,052.03	16,125,671.62	23,085,008.23	39,210,679.85	-28.9%
d) Other Restatements		9795	0.00	0.00	0.00	0.00	0.00	0.00	0.0%
e) Adjusted Beginning Balance (F1c + F1d)			20,624,408.62	34,516,643.41	55,141,052.03	16,125,671.62	23,085,008.23	39,210,679.85	-28.9%
2) Ending Balance, June 30 (E + F1e)			16,125,671.62	23,085,008.23	39,210,679.85	12,624,965.62	21,153,094.23	33,778,059.85	-13.9%
Components of Ending Fund Balance									
a) Nonspendable									
Revolving Cash		9711	0.00	0.00	0.00	25,000.00	0.00	25,000.00	New
Stores		9712	0.00	0.00	0.00	50,000.00	0.00	50,000.00	New
Prepaid Items		9713	0.00	0.00	0.00	0.00	0.00	0.00	0.0%
All Others		9719	0.00	0.00	0.00	0.00	0.00	0.00	0.0%
b) Restricted		9740	0.00	23,085,008.23	23,085,008.23	0.00	21,153,094.23	21,153,094.23	-8.4%
c) Committed									
Stabilization Arrangements		9750	0.00	0.00	0.00	0.00	0.00	0.00	0.0%
Other Commitments (by Resource/Object)		9760	0.00	0.00	0.00	3,878,147.05	0.00	3,878,147.05	New
d) Assigned									
Other Assignments (by Resource/Object)		9780	0.00	0.00	0.00	0.00	0.00	0.00	0.0%
e) Unassigned/Unappropriated									
Reserve for Economic Uncertainties		9789	0.00	0.00	0.00	7,260,968.00	0.00	7,260,968.00	New
Unassigned/Unappropriated Amount		9790	16,125,671.62	0.00	16,125,671.62	1,410,850.57	0.00	1,410,850.57	-91.3%

Resource	Description	2025-26 Estimated Actuals	2026-27 Budget
2600	Expanded Learning Opportunities Program	6,162,832.74	3,078,620.74
6019	Student Support and Professional Development Discretionary Block Grant	0.00	4,660,656.00
6300	Lottery: Instructional Materials	1,919,987.51	1,201.51
6770	Arts and Music in Schools (AMS)-Funding Guarantee and Accountability Act (Prop 28)	3,680,792.41	3,659,167.41
7032	Child Nutrition: Kitchen Infrastructure and Training Funds - 2022 KIT Funds	136,345.01	136,345.01
7399	LCFF Equity Multiplier	51,697.00	63,394.00
7435	Learning Recovery Emergency Block Grant	3,545,989.63	1,263,857.63
7810	Other Restricted State	212,722.00	202,048.00
8150	Ongoing & Major Maintenance Account (RMA: Education Code Section 17070.75)	3,485,918.34	4,324,983.34
9010	Other Restricted Local	3,888,723.59	3,762,820.59
Total, Restricted Balance		23,085,008.23	21,153,094.23

Description	Resource Codes	Object Codes	2025-26 Estimated Actuals	2026-27 Budget	Percent Difference
A. REVENUES					
1) LCFF Sources		8010-8099	0.00	0.00	0.0%
2) Federal Revenue		8100-8299	0.00	0.00	0.0%
3) Other State Revenue		8300-8599	0.00	0.00	0.0%
4) Other Local Revenue		8600-8799	450,000.00	450,000.00	0.0%
5) TOTAL, REVENUES			450,000.00	450,000.00	0.0%
B. EXPENDITURES					
1) Certificated Salaries		1000-1999	0.00	0.00	0.0%
2) Classified Salaries		2000-2999	0.00	0.00	0.0%
3) Employee Benefits		3000-3999	0.00	0.00	0.0%
4) Books and Supplies		4000-4999	350,000.00	350,000.00	0.0%
5) Services and Other Operating Expenditures		5000-5999	0.00	0.00	0.0%
6) Capital Outlay		6000-6999	0.00	0.00	0.0%
7) Other Outgo (excluding Transfers of Indirect Costs)		7100-7299, 7400-7499	0.00	0.00	0.0%
8) Other Outgo - Transfers of Indirect Costs		7300-7399	0.00	0.00	0.0%
9) TOTAL, EXPENDITURES			350,000.00	350,000.00	0.0%
C. EXCESS (DEFICIENCY) OF REVENUES OVER EXPENDITURES BEFORE OTHER FINANCING SOURCES AND USES (A5 - B9)			100,000.00	100,000.00	0.0%
D. OTHER FINANCING SOURCES/USES					
1) Interfund Transfers					
a) Transfers In		8900-8929	0.00	0.00	0.0%
b) Transfers Out		7600-7629	0.00	0.00	0.0%
2) Other Sources/Uses					
a) Sources		8930-8979	0.00	0.00	0.0%
b) Uses		7630-7699	0.00	0.00	0.0%
3) Contributions		8980-8999	0.00	0.00	0.0%
4) TOTAL, OTHER FINANCING SOURCES/USES			0.00	0.00	0.0%
E. NET INCREASE (DECREASE) IN FUND BALANCE (C + D4)			100,000.00	100,000.00	0.0%
F. FUND BALANCE, RESERVES					
1) Beginning Fund Balance					
a) As of July 1 - Unaudited		9791	407,831.42	507,831.42	24.5%
b) Audit Adjustments		9793	0.00	0.00	0.0%
c) As of July 1 - Audited (F1a + F1b)			407,831.42	507,831.42	24.5%
d) Other Restatements		9795	0.00	0.00	0.0%
e) Adjusted Beginning Balance (F1c + F1d)			407,831.42	507,831.42	24.5%
2) Ending Balance, June 30 (E + F1e)			507,831.42	607,831.42	19.7%
Components of Ending Fund Balance					
a) Nonspendable					
Revolving Cash		9711	0.00	0.00	0.0%
Stores		9712	0.00	0.00	0.0%
Prepaid Items		9713	0.00	0.00	0.0%
All Others		9719	0.00	0.00	0.0%
b) Restricted		9740	507,831.42	607,831.42	19.7%
c) Committed					
Stabilization Arrangements		9750	0.00	0.00	0.0%
Other Commitments		9760	0.00	0.00	0.0%
d) Assigned					
Other Assignments		9780	0.00	0.00	0.0%
e) Unassigned/Unappropriated					
Reserve for Economic Uncertainties		9789	0.00	0.00	0.0%
Unassigned/Unappropriated Amount		9790	0.00	0.00	0.0%
G. ASSETS					
1) Cash					

Description	Resource Codes	Object Codes	2025-26 Estimated Actuals	2026-27 Budget	Percent Difference
a) in County Treasury		9110	507,831.42		
1) Fair Value Adjustment to Cash in County Treasury		9111	0.00		
b) in Banks		9120	0.00		
c) in Revolving Cash Account		9130	0.00		
d) with Fiscal Agent/Trustee		9135	0.00		
e) Collections Awaiting Deposit		9140	0.00		
2) Investments		9150	0.00		
3) Accounts Receivable		9200	0.00		
4) Due from Grantor Government		9290	0.00		
5) Due from Other Funds		9310	0.00		
6) Stores		9320	0.00		
7) Prepaid Expenditures		9330	0.00		
8) Other Current Assets		9340	0.00		
9) Lease Receivable		9380	0.00		
10) TOTAL, ASSETS			507,831.42		
H. DEFERRED OUTFLOWS OF RESOURCES					
1) Deferred Outflows of Resources		9490	0.00		
2) TOTAL, DEFERRED OUTFLOWS			0.00		
I. LIABILITIES					
1) Accounts Payable		9500	0.00		
2) Due to Grantor Governments		9590	0.00		
3) Due to Other Funds		9610	0.00		
4) Current Loans		9640	0.00		
5) Unearned Revenues		9650	0.00		
6) TOTAL, LIABILITIES			0.00		
J. DEFERRED INFLOWS OF RESOURCES					
1) Deferred Inflows of Resources		9690	0.00		
2) TOTAL, DEFERRED INFLOWS			0.00		
K. FUND EQUITY					
Ending Fund Balance, June 30 (G10 + H2) - (I6 + J2)			507,831.42		
REVENUES					
Sale of Equipment and Supplies		8631	0.00	0.00	0.0%
All Other Sales		8639	0.00	0.00	0.0%
Interest		8660	0.00	0.00	0.0%
Net Increase (Decrease) in the Fair Value of Investments		8662	0.00	0.00	0.0%
All Other Fees and Contracts		8689	0.00	0.00	0.0%
All Other Local Revenue		8699	450,000.00	450,000.00	0.0%
TOTAL, REVENUES			450,000.00	450,000.00	0.0%
CERTIFICATED SALARIES					
Certificated Teachers' Salaries		1100	0.00	0.00	0.0%
Certificated Pupil Support Salaries		1200	0.00	0.00	0.0%
Certificated Supervisors' and Administrators' Salaries		1300	0.00	0.00	0.0%
Other Certificated Salaries		1900	0.00	0.00	0.0%
TOTAL, CERTIFICATED SALARIES			0.00	0.00	0.0%
CLASSIFIED SALARIES					
Classified Instructional Salaries		2100	0.00	0.00	0.0%
Classified Support Salaries		2200	0.00	0.00	0.0%
Classified Supervisors' and Administrators' Salaries		2300	0.00	0.00	0.0%
Clerical, Technical and Office Salaries		2400	0.00	0.00	0.0%
Other Classified Salaries		2900	0.00	0.00	0.0%
TOTAL, CLASSIFIED SALARIES			0.00	0.00	0.0%
EMPLOYEE BENEFITS					
STRS		3101-3102	0.00	0.00	0.0%

Description	Resource Codes	Object Codes	2025-26 Estimated Actuals	2026-27 Budget	Percent Difference
PERS		3201-3202	0.00	0.00	0.0%
OASDI/Medicare/Alternative		3301-3302	0.00	0.00	0.0%
Health and Welfare Benefits		3401-3402	0.00	0.00	0.0%
Unemployment Insurance		3501-3502	0.00	0.00	0.0%
Workers' Compensation		3601-3602	0.00	0.00	0.0%
OPEB, Allocated		3701-3702	0.00	0.00	0.0%
OPEB, Active Employees		3751-3752	0.00	0.00	0.0%
Other Employee Benefits		3901-3902	0.00	0.00	0.0%
TOTAL, EMPLOYEE BENEFITS			0.00	0.00	0.0%
BOOKS AND SUPPLIES					
Materials and Supplies		4300	350,000.00	350,000.00	0.0%
Noncapitalized Equipment		4400	0.00	0.00	0.0%
TOTAL, BOOKS AND SUPPLIES			350,000.00	350,000.00	0.0%
SERVICES AND OTHER OPERATING EXPENDITURES					
Subagreements for Services		5100	0.00	0.00	0.0%
Dues and Memberships		5300	0.00	0.00	0.0%
Insurance		5400-5450	0.00	0.00	0.0%
Rentals, Leases, Repairs, and Noncapitalized Improvements		5600	0.00	0.00	0.0%
Transfers of Direct Costs - Interfund		5750	0.00	0.00	0.0%
Professional/Consulting Services and Operating Expenditures		5800	0.00	0.00	0.0%
Communications		5900	0.00	0.00	0.0%
TOTAL, SERVICES AND OTHER OPERATING EXPENDITURES			0.00	0.00	0.0%
CAPITAL OUTLAY					
Equipment		6400	0.00	0.00	0.0%
Equipment Replacement		6500	0.00	0.00	0.0%
Lease Assets		6600	0.00	0.00	0.0%
Subscription Assets		6700	0.00	0.00	0.0%
TOTAL, CAPITAL OUTLAY			0.00	0.00	0.0%
OTHER OUTGO - TRANSFERS OF INDIRECT COSTS					
Transfers of Indirect Costs - Interfund		7350	0.00	0.00	0.0%
TOTAL, OTHER OUTGO - TRANSFERS OF INDIRECT COSTS			0.00	0.00	0.0%
TOTAL, EXPENDITURES			350,000.00	350,000.00	0.0%
INTERFUND TRANSFERS					
INTERFUND TRANSFERS IN					
Other Authorized Interfund Transfers In		8919	0.00	0.00	0.0%
(a) TOTAL, INTERFUND TRANSFERS IN			0.00	0.00	0.0%
INTERFUND TRANSFERS OUT					
Other Authorized Interfund Transfers Out		7619	0.00	0.00	0.0%
(b) TOTAL, INTERFUND TRANSFERS OUT			0.00	0.00	0.0%
OTHER SOURCES/USES					
SOURCES					
Proceeds from Disposal of Capital Assets		8953	0.00	0.00	0.0%
Transfers from Funds of Lapsed/Reorganized LEAs		8965	0.00	0.00	0.0%
Proceeds from Leases		8972	0.00	0.00	0.0%
Proceeds from SBITAs		8974	0.00	0.00	0.0%
(c) TOTAL, SOURCES			0.00	0.00	0.0%
USES					
Transfers of Funds from Lapsed/Reorganized LEAs		7651	0.00	0.00	0.0%
(d) TOTAL, USES			0.00	0.00	0.0%
CONTRIBUTIONS					
Contributions from Unrestricted Revenues		8980	0.00	0.00	0.0%
Contributions from Restricted Revenues		8990	0.00	0.00	0.0%

Description	Resource Codes	Object Codes	2025-26 Estimated Actuals	2026-27 Budget	Percent Difference
(e) TOTAL, CONTRIBUTIONS			0.00	0.00	0.0%
TOTAL, OTHER FINANCING SOURCES/USES (a- b + c - d + e)			0.00	0.00	0.0%

Description	Function Codes	Object Codes	2025-26 Estimated Actuals	2026-27 Budget	Percent Difference
A. REVENUES					
1) LCFF Sources		8010-8099	0.00	0.00	0.0%
2) Federal Revenue		8100-8299	0.00	0.00	0.0%
3) Other State Revenue		8300-8599	0.00	0.00	0.0%
4) Other Local Revenue		8600-8799	450,000.00	450,000.00	0.0%
5) TOTAL, REVENUES			450,000.00	450,000.00	0.0%
B. EXPENDITURES (Objects 1000-7999)					
1) Instruction	1000-1999		0.00	0.00	0.0%
2) Instruction - Related Services	2000-2999		0.00	0.00	0.0%
3) Pupil Services	3000-3999		0.00	0.00	0.0%
4) Ancillary Services	4000-4999		350,000.00	350,000.00	0.0%
5) Community Services	5000-5999		0.00	0.00	0.0%
6) Enterprise	6000-6999		0.00	0.00	0.0%
7) General Administration	7000-7999		0.00	0.00	0.0%
8) Plant Services	8000-8999		0.00	0.00	0.0%
9) Other Outgo	9000-9999	Except 7600-7699	0.00	0.00	0.0%
10) TOTAL, EXPENDITURES			350,000.00	350,000.00	0.0%
C. EXCESS (DEFICIENCY) OF REVENUES OVER EXPENDITURES BEFORE OTHER FINANCING SOURCES AND USES (A5 - B9)			100,000.00	100,000.00	0.0%
D. OTHER FINANCING SOURCES/USES					
1) Interfund Transfers					
a) Transfers In		8900-8929	0.00	0.00	0.0%
b) Transfers Out		7600-7629	0.00	0.00	0.0%
2) Other Sources/Uses					
a) Sources		8930-8979	0.00	0.00	0.0%
b) Uses		7630-7699	0.00	0.00	0.0%
3) Contributions		8980-8999	0.00	0.00	0.0%
4) TOTAL, OTHER FINANCING SOURCES/USES			0.00	0.00	0.0%
E. NET INCREASE (DECREASE) IN FUND BALANCE (C + D4)			100,000.00	100,000.00	0.0%
F. FUND BALANCE, RESERVES					
1) Beginning Fund Balance					
a) As of July 1 - Unaudited		9791	407,831.42	507,831.42	24.5%
b) Audit Adjustments		9793	0.00	0.00	0.0%
c) As of July 1 - Audited (F1a + F1b)			407,831.42	507,831.42	24.5%
d) Other Restatements		9795	0.00	0.00	0.0%
e) Adjusted Beginning Balance (F1c + F1d)			407,831.42	507,831.42	24.5%
2) Ending Balance, June 30 (E + F1e)			507,831.42	607,831.42	19.7%
Components of Ending Fund Balance					
a) Nonspendable					
Revolving Cash		9711	0.00	0.00	0.0%
Stores		9712	0.00	0.00	0.0%
Prepaid Items		9713	0.00	0.00	0.0%
All Others		9719	0.00	0.00	0.0%
b) Restricted		9740	507,831.42	607,831.42	19.7%
c) Committed					
Stabilization Arrangements		9750	0.00	0.00	0.0%
Other Commitments (by Resource/Object)		9760	0.00	0.00	0.0%
d) Assigned					
Other Assignments (by Resource/Object)		9780	0.00	0.00	0.0%
e) Unassigned/Unappropriated					
Reserve for Economic Uncertainties		9789	0.00	0.00	0.0%
Unassigned/Unappropriated Amount		9790	0.00	0.00	0.0%

Resource	Description	2025-26 Estimated Actuals	2026-27 Budget
8210	Student Activity Funds	507,831.42	607,831.42
Total, Restricted Balance		507,831.42	607,831.42

Description	Resource Codes	Object Codes	2025-26 Estimated Actuals	2026-27 Budget	Percent Difference
A. REVENUES					
1) LCFF Sources		8010-8099	0.00	0.00	0.0%
2) Federal Revenue		8100-8299	3,482,040.00	3,363,642.00	-3.4%
3) Other State Revenue		8300-8599	5,629,123.00	5,955,994.00	5.8%
4) Other Local Revenue		8600-8799	263,789.00	359,128.00	36.1%
5) TOTAL, REVENUES			9,374,952.00	9,678,764.00	3.2%
B. EXPENDITURES					
1) Certificated Salaries		1000-1999	0.00	0.00	0.0%
2) Classified Salaries		2000-2999	2,953,449.00	2,755,325.00	-6.7%
3) Employee Benefits		3000-3999	904,899.00	919,266.00	1.6%
4) Books and Supplies		4000-4999	4,882,939.00	5,898,802.00	20.8%
5) Services and Other Operating Expenditures		5000-5999	308,579.00	202,654.00	-34.3%
6) Capital Outlay		6000-6999	969,401.00	364,519.00	-62.4%
7) Other Outgo (excluding Transfers of Indirect Costs)		7100-7299, 7400-7499	0.00	0.00	0.0%
8) Other Outgo - Transfers of Indirect Costs		7300-7399	269,036.00	269,036.00	0.0%
9) TOTAL, EXPENDITURES			10,288,303.00	10,409,602.00	1.2%
C. EXCESS (DEFICIENCY) OF REVENUES OVER EXPENDITURES BEFORE OTHER FINANCING SOURCES AND USES (A5 - B9)			(913,351.00)	(730,838.00)	-20.0%
D. OTHER FINANCING SOURCES/USES					
1) Interfund Transfers					
a) Transfers In		8900-8929	0.00	0.00	0.0%
b) Transfers Out		7600-7629	0.00	0.00	0.0%
2) Other Sources/Uses					
a) Sources		8930-8979	0.00	0.00	0.0%
b) Uses		7630-7699	0.00	0.00	0.0%
3) Contributions		8980-8999	0.00	0.00	0.0%
4) TOTAL, OTHER FINANCING SOURCES/USES			0.00	0.00	0.0%
E. NET INCREASE (DECREASE) IN FUND BALANCE (C + D4)			(913,351.00)	(730,838.00)	-20.0%
F. FUND BALANCE, RESERVES					
1) Beginning Fund Balance					
a) As of July 1 - Unaudited		9791	9,472,853.47	8,559,502.47	-9.6%
b) Audit Adjustments		9793	0.00	0.00	0.0%
c) As of July 1 - Audited (F1a + F1b)			9,472,853.47	8,559,502.47	-9.6%
d) Other Restatements		9795	0.00	0.00	0.0%
e) Adjusted Beginning Balance (F1c + F1d)			9,472,853.47	8,559,502.47	-9.6%
2) Ending Balance, June 30 (E + F1e)			8,559,502.47	7,828,664.47	-8.5%
Components of Ending Fund Balance					
a) Nonspendable					
Revolving Cash		9711	0.00	0.00	0.0%
Stores		9712	0.00	0.00	0.0%
Prepaid Items		9713	0.00	0.00	0.0%
All Others		9719	0.00	0.00	0.0%
b) Restricted		9740	8,559,502.47	7,828,664.47	-8.5%
c) Committed					
Stabilization Arrangements		9750	0.00	0.00	0.0%
Other Commitments		9760	0.00	0.00	0.0%
d) Assigned					
Other Assignments		9780	0.00	0.00	0.0%
e) Unassigned/Unappropriated Reserve for Economic Uncertainties		9789	0.00	0.00	0.0%
Unassigned/Unappropriated Amount		9790	0.00	0.00	0.0%
G. ASSETS					
1) Cash					
a) in County Treasury		9110	8,559,502.47		
1) Fair Value Adjustment to Cash in County Treasury		9111	0.00		
b) in Banks		9120	0.00		
c) in Revolving Cash Account		9130	0.00		
d) with Fiscal Agent/Trustee		9135	0.00		

Description	Resource Codes	Object Codes	2025-26 Estimated Actuals	2026-27 Budget	Percent Difference
e) Collections Awaiting Deposit		9140	0.00		
2) Investments		9150	0.00		
3) Accounts Receivable		9200	0.00		
4) Due from Grantor Government		9290	0.00		
5) Due from Other Funds		9310	0.00		
6) Stores		9320	0.00		
7) Prepaid Expenditures		9330	0.00		
8) Other Current Assets		9340	0.00		
9) Lease Receivable		9380	0.00		
10) TOTAL, ASSETS			8,559,502.47		
H. DEFERRED OUTFLOWS OF RESOURCES					
1) Deferred Outflows of Resources		9490	0.00		
2) TOTAL, DEFERRED OUTFLOWS			0.00		
I. LIABILITIES					
1) Accounts Payable		9500	0.00		
2) Due to Grantor Governments		9590	0.00		
3) Due to Other Funds		9610	0.00		
4) Current Loans		9640			
5) Unearned Revenue		9650	0.00		
6) TOTAL, LIABILITIES			0.00		
J. DEFERRED INFLOWS OF RESOURCES					
1) Deferred Inflows of Resources		9690	0.00		
2) TOTAL, DEFERRED INFLOWS			0.00		
K. FUND EQUITY					
(G10 + H2) - (I6 + J2)			8,559,502.47		
FEDERAL REVENUE					
Child Nutrition Programs		8220	3,167,940.00	3,363,642.00	6.2%
Donated Food Commodities		8221	314,100.00	0.00	-100.0%
All Other Federal Revenue		8290	0.00	0.00	0.0%
TOTAL, FEDERAL REVENUE			3,482,040.00	3,363,642.00	-3.4%
OTHER STATE REVENUE					
Child Nutrition Programs		8520	5,629,123.00	5,955,994.00	5.8%
All Other State Revenue		8590	0.00	0.00	0.0%
TOTAL, OTHER STATE REVENUE			5,629,123.00	5,955,994.00	5.8%
OTHER LOCAL REVENUE					
Other Local Revenue					
Sales					
Sale of Equipment/Supplies		8631	0.00	0.00	0.0%
Food Service Sales		8634	0.00	0.00	0.0%
Leases and Rentals		8650	0.00	0.00	0.0%
Interest		8660	263,639.00	359,128.00	36.2%
Net Increase (Decrease) in the Fair Value of Investments		8662	0.00	0.00	0.0%
Fees and Contracts					
Interagency Services		8677	0.00	0.00	0.0%
Other Local Revenue					
All Other Local Revenue		8699	150.00	0.00	-100.0%
TOTAL, OTHER LOCAL REVENUE			263,789.00	359,128.00	36.1%
TOTAL, REVENUES			9,374,952.00	9,678,764.00	3.2%
CERTIFICATED SALARIES					
Certificated Supervisors' and Administrators' Salaries		1300	0.00	0.00	0.0%
Other Certificated Salaries		1900	0.00	0.00	0.0%
TOTAL, CERTIFICATED SALARIES			0.00	0.00	0.0%
CLASSIFIED SALARIES					
Classified Support Salaries		2200	2,545,376.00	2,339,353.00	-8.1%
Classified Supervisors' and Administrators' Salaries		2300	138,164.00	145,359.00	5.2%
Clerical, Technical and Office Salaries		2400	269,909.00	270,613.00	0.3%
Other Classified Salaries		2900	0.00	0.00	0.0%

Description	Resource Codes	Object Codes	2025-26 Estimated Actuals	2026-27 Budget	Percent Difference
TOTAL, CLASSIFIED SALARIES			2,953,449.00	2,755,325.00	-6.7%
EMPLOYEE BENEFITS					
STRS		3101-3102	0.00	0.00	0.0%
PERS		3201-3202	421,026.00	421,918.00	0.2%
OASDI/Medicare/Alternative		3301-3302	148,623.00	160,540.00	8.0%
Health and Welfare Benefits		3401-3402	296,426.00	298,961.00	0.9%
Unemployment Insurance		3501-3502	1,348.00	1,376.00	2.1%
Workers' Compensation		3601-3602	37,476.00	36,471.00	-2.7%
OPEB, Allocated		3701-3702	0.00	0.00	0.0%
OPEB, Active Employees		3751-3752	0.00	0.00	0.0%
Other Employee Benefits		3901-3902	0.00	0.00	0.0%
TOTAL, EMPLOYEE BENEFITS			904,899.00	919,266.00	1.6%
BOOKS AND SUPPLIES					
Books and Other Reference Materials		4200	0.00	0.00	0.0%
Materials and Supplies		4300	579,437.00	655,663.00	13.2%
Noncapitalized Equipment		4400	60,954.00	64,253.00	5.4%
Food		4700	4,242,548.00	5,178,886.00	22.1%
TOTAL, BOOKS AND SUPPLIES			4,882,939.00	5,898,802.00	20.8%
SERVICES AND OTHER OPERATING EXPENDITURES					
Subagreements for Services		5100	0.00	0.00	0.0%
Travel and Conferences		5200	8,452.00	9,753.00	15.4%
Dues and Memberships		5300	238.00	238.00	0.0%
Insurance		5400-5450	0.00	0.00	0.0%
Operations and Housekeeping Services		5500	0.00	0.00	0.0%
Rentals, Leases, Repairs, and Noncapitalized Improvements		5600	119,226.00	67,750.00	-43.2%
Transfers of Direct Costs		5710	0.00	0.00	0.0%
Transfers of Direct Costs - Interfund		5750	1,832.00	(4,500.00)	-345.6%
Professional/Consulting Services and Operating Expenditures		5800	178,831.00	129,413.00	-27.6%
Communications		5900	0.00	0.00	0.0%
TOTAL, SERVICES AND OTHER OPERATING EXPENDITURES			308,579.00	202,654.00	-34.3%
CAPITAL OUTLAY					
Buildings and Improvements of Buildings		6200	384,000.00	10,975.00	-97.1%
Equipment		6400	94,752.00	105,266.00	11.1%
Equipment Replacement		6500	490,649.00	248,278.00	-49.4%
Lease Assets		6600	0.00	0.00	0.0%
Subscription Assets		6700	0.00	0.00	0.0%
TOTAL, CAPITAL OUTLAY			969,401.00	364,519.00	-62.4%
OTHER OUTGO (excluding Transfers of Indirect Costs)					
Debt Service					
Debt Service - Interest		7438	0.00	0.00	0.0%
Other Debt Service - Principal		7439	0.00	0.00	0.0%
TOTAL, OTHER OUTGO (excluding Transfers of Indirect Costs)			0.00	0.00	0.0%
OTHER OUTGO - TRANSFERS OF INDIRECT COSTS					
Transfers of Indirect Costs - Interfund		7350	269,036.00	269,036.00	0.0%
TOTAL, OTHER OUTGO - TRANSFERS OF INDIRECT COSTS			269,036.00	269,036.00	0.0%
TOTAL, EXPENDITURES			10,288,303.00	10,409,602.00	1.2%
INTERFUND TRANSFERS					
INTERFUND TRANSFERS IN					
From: General Fund		8916	0.00	0.00	0.0%
Other Authorized Interfund Transfers In		8919	0.00	0.00	0.0%
(a) TOTAL, INTERFUND TRANSFERS IN			0.00	0.00	0.0%
INTERFUND TRANSFERS OUT					
Other Authorized Interfund Transfers Out		7619	0.00	0.00	0.0%
(b) TOTAL, INTERFUND TRANSFERS OUT			0.00	0.00	0.0%
OTHER SOURCES/USES					
SOURCES					
Other Sources					

Description	Resource Codes	Object Codes	2025-26 Estimated Actuals	2026-27 Budget	Percent Difference
Transfers from Funds of Lapsed/Reorganized LEAs		8965	0.00	0.00	0.0%
Long-Term Debt Proceeds					
Proceeds from Leases		8972	0.00	0.00	0.0%
Proceeds from SBITAs		8974	0.00	0.00	0.0%
All Other Financing Sources		8979	0.00	0.00	0.0%
(c) TOTAL, SOURCES			0.00	0.00	0.0%
USES					
Transfers of Funds from Lapsed/Reorganized LEAs		7651	0.00	0.00	0.0%
All Other Financing Uses		7699	0.00	0.00	0.0%
(d) TOTAL, USES			0.00	0.00	0.0%
CONTRIBUTIONS					
Contributions from Unrestricted Revenues		8980	0.00	0.00	0.0%
Contributions from Restricted Revenues		8990	0.00	0.00	0.0%
(e) TOTAL, CONTRIBUTIONS			0.00	0.00	0.0%
TOTAL, OTHER FINANCING SOURCES/USES (a - b + c - d + e)			0.00	0.00	0.0%

Description	Function Codes	Object Codes	2025-26 Estimated Actuals	2026-27 Budget	Percent Difference
A. REVENUES					
1) LCFF Sources		8010-8099	0.00	0.00	0.0%
2) Federal Revenue		8100-8299	3,482,040.00	3,363,642.00	-3.4%
3) Other State Revenue		8300-8599	5,629,123.00	5,955,994.00	5.8%
4) Other Local Revenue		8600-8799	263,789.00	359,128.00	36.1%
5) TOTAL, REVENUES			9,374,952.00	9,678,764.00	3.2%
B. EXPENDITURES (Objects 1000-7999)					
1) Instruction	1000-1999		0.00	0.00	0.0%
2) Instruction - Related Services	2000-2999		0.00	0.00	0.0%
3) Pupil Services	3000-3999		9,635,267.00	10,129,591.00	5.1%
4) Ancillary Services	4000-4999		0.00	0.00	0.0%
5) Community Services	5000-5999		0.00	0.00	0.0%
6) Enterprise	6000-6999		0.00	0.00	0.0%
7) General Administration	7000-7999		269,036.00	269,036.00	0.0%
8) Plant Services	8000-8999		384,000.00	10,975.00	-97.1%
9) Other Outgo	9000-9999	Except 7600-7699	0.00	0.00	0.0%
10) TOTAL, EXPENDITURES			10,288,303.00	10,409,602.00	1.2%
C. EXCESS (DEFICIENCY) OF REVENUES OVER EXPENDITURES BEFORE OTHER FINANCING SOURCES AND USES (A5 - B10)			(913,351.00)	(730,838.00)	-20.0%
D. OTHER FINANCING SOURCES/USES					
1) Interfund Transfers					
a) Transfers In		8900-8929	0.00	0.00	0.0%
b) Transfers Out		7600-7629	0.00	0.00	0.0%
2) Other Sources/Uses					
a) Sources		8930-8979	0.00	0.00	0.0%
b) Uses		7630-7699	0.00	0.00	0.0%
3) Contributions		8980-8999	0.00	0.00	0.0%
4) TOTAL, OTHER FINANCING SOURCES/USES			0.00	0.00	0.0%
E. NET INCREASE (DECREASE) IN FUND BALANCE (C + D4)			(913,351.00)	(730,838.00)	-20.0%
F. FUND BALANCE, RESERVES					
1) Beginning Fund Balance					
a) As of July 1 - Unaudited		9791	9,472,853.47	8,559,502.47	-9.6%
b) Audit Adjustments		9793	0.00	0.00	0.0%
c) As of July 1 - Audited (F1a + F1b)			9,472,853.47	8,559,502.47	-9.6%
d) Other Restatements		9795	0.00	0.00	0.0%
e) Adjusted Beginning Balance (F1c + F1d)			9,472,853.47	8,559,502.47	-9.6%
2) Ending Balance, June 30 (E + F1e)			8,559,502.47	7,828,664.47	-8.5%
Components of Ending Fund Balance					
a) Nonspendable					
Revolving Cash		9711	0.00	0.00	0.0%
Stores		9712	0.00	0.00	0.0%
Prepaid Items		9713	0.00	0.00	0.0%
All Others		9719	0.00	0.00	0.0%
b) Restricted		9740	8,559,502.47	7,828,664.47	-8.5%
c) Committed					
Stabilization Arrangements		9750	0.00	0.00	0.0%
Other Commitments (by Resource/Object)		9760	0.00	0.00	0.0%
d) Assigned					
Other Assignments (by Resource/Object)		9780	0.00	0.00	0.0%
e) Unassigned/Unappropriated					
Reserve for Economic Uncertainties		9789	0.00	0.00	0.0%
Unassigned/Unappropriated Amount		9790	0.00	0.00	0.0%

Resource	Description	2025-26 Estimated Actuals	2026-27 Budget
5310	Child Nutrition: School Programs (e.g., School Lunch, School Breakfast, Milk, Pregnant & Lactating Students)	8,531,831.70	7,800,993.70
5466	Child Nutrition: Supply Chain Assistance (SCA) Funds	27,670.77	27,670.77
Total, Restricted Balance		8,559,502.47	7,828,664.47

Description	Resource Codes	Object Codes	2025-26 Estimated Actuals	2026-27 Budget	Percent Difference
A. REVENUES					
1) LCFF Sources		8010-8099	0.00	0.00	0.0%
2) Federal Revenue		8100-8299	0.00	0.00	0.0%
3) Other State Revenue		8300-8599	0.00	0.00	0.0%
4) Other Local Revenue		8600-8799	300,000.00	200,000.00	-33.3%
5) TOTAL, REVENUES			300,000.00	200,000.00	-33.3%
B. EXPENDITURES					
1) Certificated Salaries		1000-1999	0.00	0.00	0.0%
2) Classified Salaries		2000-2999	0.00	0.00	0.0%
3) Employee Benefits		3000-3999	0.00	0.00	0.0%
4) Books and Supplies		4000-4999	0.00	0.00	0.0%
5) Services and Other Operating Expenditures		5000-5999	0.00	0.00	0.0%
6) Capital Outlay		6000-6999	0.00	0.00	0.0%
7) Other Outgo (excluding Transfers of Indirect Costs)		7100-7299, 7400-7499	0.00	0.00	0.0%
8) Other Outgo - Transfers of Indirect Costs		7300-7399	0.00	0.00	0.0%
9) TOTAL, EXPENDITURES			0.00	0.00	0.0%
C. EXCESS (DEFICIENCY) OF REVENUES OVER EXPENDITURES BEFORE OTHER FINANCING SOURCES AND USES (A5 - B9)			300,000.00	200,000.00	-33.3%
D. OTHER FINANCING SOURCES/USES					
1) Interfund Transfers					
a) Transfers In		8900-8929	0.00	0.00	0.0%
b) Transfers Out		7600-7629	7,000,000.00	3,500,000.00	-50.0%
2) Other Sources/Uses					
a) Sources		8930-8979	0.00	0.00	0.0%
b) Uses		7630-7699	0.00	0.00	0.0%
3) Contributions		8980-8999	0.00	0.00	0.0%
4) TOTAL, OTHER FINANCING SOURCES/USES			(7,000,000.00)	(3,500,000.00)	-50.0%
E. NET INCREASE (DECREASE) IN FUND BALANCE (C + D4)			(6,700,000.00)	(3,300,000.00)	-50.7%
F. FUND BALANCE, RESERVES					
1) Beginning Fund Balance					
a) As of July 1 - Unaudited		9791	11,108,581.42	4,408,581.42	-60.3%
b) Audit Adjustments		9793	0.00	0.00	0.0%
c) As of July 1 - Audited (F1a + F1b)			11,108,581.42	4,408,581.42	-60.3%
d) Other Restatements		9795	0.00	0.00	0.0%
e) Adjusted Beginning Balance (F1c + F1d)			11,108,581.42	4,408,581.42	-60.3%
2) Ending Balance, June 30 (E + F1e)			4,408,581.42	1,108,581.42	-74.9%
Components of Ending Fund Balance					
a) Nonspendable					
Revolving Cash		9711	0.00	0.00	0.0%
Stores		9712	0.00	0.00	0.0%
Prepaid Items		9713	0.00	0.00	0.0%
All Others		9719	0.00	0.00	0.0%
b) Restricted		9740	0.00	0.00	0.0%
c) Committed					
Stabilization Arrangements		9750	0.00	0.00	0.0%
Other Commitments		9760	4,408,581.42	1,108,581.42	-74.9%
d) Assigned					
Other Assignments		9780	0.00	0.00	0.0%
e) Unassigned/Unappropriated Reserve for Economic Uncertainties		9789	0.00	0.00	0.0%
Unassigned/Unappropriated Amount		9790	0.00	0.00	0.0%
G. ASSETS					
1) Cash					
a) in County Treasury		9110	4,408,581.42		
1) Fair Value Adjustment to Cash in County Treasury		9111	0.00		
b) in Banks		9120	0.00		
c) in Revolving Cash Account		9130	0.00		
d) with Fiscal Agent/Trustee		9135	0.00		

Description	Resource Codes	Object Codes	2025-26 Estimated Actuals	2026-27 Budget	Percent Difference
e) Collections Awaiting Deposit		9140	0.00		
2) Investments		9150	0.00		
3) Accounts Receivable		9200	0.00		
4) Due from Grantor Government		9290	0.00		
5) Due from Other Funds		9310	0.00		
6) Stores		9320	0.00		
7) Prepaid Expenditures		9330	0.00		
8) Other Current Assets		9340	0.00		
9) Lease Receivable		9380	0.00		
10) TOTAL, ASSETS			4,408,581.42		
H. DEFERRED OUTFLOWS OF RESOURCES					
1) Deferred Outflows of Resources		9490	0.00		
2) TOTAL, DEFERRED OUTFLOWS			0.00		
I. LIABILITIES					
1) Accounts Payable		9500	0.00		
2) Due to Grantor Governments		9590	0.00		
3) Due to Other Funds		9610	0.00		
4) Current Loans		9640			
5) Unearned Revenue		9650	0.00		
6) TOTAL, LIABILITIES			0.00		
J. DEFERRED INFLOWS OF RESOURCES					
1) Deferred Inflows of Resources		9690	0.00		
2) TOTAL, DEFERRED INFLOWS			0.00		
K. FUND EQUITY					
(G10 + H2) - (I6 + J2)			4,408,581.42		
OTHER LOCAL REVENUE					
Other Local Revenue					
Sales					
Sale of Equipment/Supplies		8631	0.00	0.00	0.0%
Interest		8660	300,000.00	200,000.00	-33.3%
Net Increase (Decrease) in the Fair Value of Investments		8662	0.00	0.00	0.0%
TOTAL, OTHER LOCAL REVENUE			300,000.00	200,000.00	-33.3%
TOTAL, REVENUES			300,000.00	200,000.00	-33.3%
INTERFUND TRANSFERS					
INTERFUND TRANSFERS IN					
From: General Fund/CSSF		8912	0.00	0.00	0.0%
Other Authorized Interfund Transfers In		8919	0.00	0.00	0.0%
(a) TOTAL, INTERFUND TRANSFERS IN			0.00	0.00	0.0%
INTERFUND TRANSFERS OUT					
To: General Fund/CSSF		7612	0.00	0.00	0.0%
To: State School Building Fund/County School Facilities Fund		7613	0.00	0.00	0.0%
Other Authorized Interfund Transfers Out		7619	7,000,000.00	3,500,000.00	-50.0%
(b) TOTAL, INTERFUND TRANSFERS OUT			7,000,000.00	3,500,000.00	-50.0%
OTHER SOURCES/USES					
SOURCES					
Other Sources					
Transfers from Funds of Lapsed/Reorganized LEAs		8965	0.00	0.00	0.0%
(c) TOTAL, SOURCES			0.00	0.00	0.0%
USES					
Transfers of Funds from Lapsed/Reorganized LEAs		7651	0.00	0.00	0.0%
(d) TOTAL, USES			0.00	0.00	0.0%
CONTRIBUTIONS					
Contributions from Restricted Revenues		8990	0.00	0.00	0.0%
(e) TOTAL, CONTRIBUTIONS			0.00	0.00	0.0%
TOTAL, OTHER FINANCING SOURCES/USES (a - b + c - d + e)			(7,000,000.00)	(3,500,000.00)	-50.0%

Description	Function Codes	Object Codes	2025-26 Estimated Actuals	2026-27 Budget	Percent Difference
A. REVENUES					
1) LCFF Sources		8010-8099	0.00	0.00	0.0%
2) Federal Revenue		8100-8299	0.00	0.00	0.0%
3) Other State Revenue		8300-8599	0.00	0.00	0.0%
4) Other Local Revenue		8600-8799	300,000.00	200,000.00	-33.3%
5) TOTAL, REVENUES			300,000.00	200,000.00	-33.3%
B. EXPENDITURES (Objects 1000-7999)					
1) Instruction	1000-1999		0.00	0.00	0.0%
2) Instruction - Related Services	2000-2999		0.00	0.00	0.0%
3) Pupil Services	3000-3999		0.00	0.00	0.0%
4) Ancillary Services	4000-4999		0.00	0.00	0.0%
5) Community Services	5000-5999		0.00	0.00	0.0%
6) Enterprise	6000-6999		0.00	0.00	0.0%
7) General Administration	7000-7999		0.00	0.00	0.0%
8) Plant Services	8000-8999		0.00	0.00	0.0%
9) Other Outgo	9000-9999	Except 7600-7699	0.00	0.00	0.0%
10) TOTAL, EXPENDITURES			0.00	0.00	0.0%
C. EXCESS (DEFICIENCY) OF REVENUES OVER EXPENDITURES BEFORE OTHER FINANCING SOURCES AND USES (A5 - B10)			300,000.00	200,000.00	-33.3%
D. OTHER FINANCING SOURCES/USES					
1) Interfund Transfers					
a) Transfers In		8900-8929	0.00	0.00	0.0%
b) Transfers Out		7600-7629	7,000,000.00	3,500,000.00	-50.0%
2) Other Sources/Uses					
a) Sources		8930-8979	0.00	0.00	0.0%
b) Uses		7630-7699	0.00	0.00	0.0%
3) Contributions		8980-8999	0.00	0.00	0.0%
4) TOTAL, OTHER FINANCING SOURCES/USES			(7,000,000.00)	(3,500,000.00)	-50.0%
E. NET INCREASE (DECREASE) IN FUND BALANCE (C + D4)			(6,700,000.00)	(3,300,000.00)	-50.7%
F. FUND BALANCE, RESERVES					
1) Beginning Fund Balance					
a) As of July 1 - Unaudited		9791	11,108,581.42	4,408,581.42	-60.3%
b) Audit Adjustments		9793	0.00	0.00	0.0%
c) As of July 1 - Audited (F1a + F1b)			11,108,581.42	4,408,581.42	-60.3%
d) Other Restatements		9795	0.00	0.00	0.0%
e) Adjusted Beginning Balance (F1c + F1d)			11,108,581.42	4,408,581.42	-60.3%
2) Ending Balance, June 30 (E + F1e)			4,408,581.42	1,108,581.42	-74.9%
Components of Ending Fund Balance					
a) Nonspendable					
Revolving Cash		9711	0.00	0.00	0.0%
Stores		9712	0.00	0.00	0.0%
Prepaid Items		9713	0.00	0.00	0.0%
All Others		9719	0.00	0.00	0.0%
b) Restricted		9740	0.00	0.00	0.0%
c) Committed					
Stabilization Arrangements		9750	0.00	0.00	0.0%
Other Commitments (by Resource/Object)		9760	4,408,581.42	1,108,581.42	-74.9%
d) Assigned					
Other Assignments (by Resource/Object)		9780	0.00	0.00	0.0%
e) Unassigned/Unappropriated					
Reserve for Economic Uncertainties		9789	0.00	0.00	0.0%
Unassigned/Unappropriated Amount		9790	0.00	0.00	0.0%

Resource	Description	2025-26 Estimated Actuals	2026-27 Budget
Total, Restricted Balance		0.00	0.00

Description	Resource Codes	Object Codes	2025-26 Estimated Actuals	2026-27 Budget	Percent Difference
A. REVENUES					
1) LCFF Sources		8010-8099	0.00	0.00	0.0%
2) Federal Revenue		8100-8299	0.00	0.00	0.0%
3) Other State Revenue		8300-8599	0.00	0.00	0.0%
4) Other Local Revenue		8600-8799	467,334.00	508,993.00	8.9%
5) TOTAL, REVENUES			467,334.00	508,993.00	8.9%
B. EXPENDITURES					
1) Certificated Salaries		1000-1999	0.00	0.00	0.0%
2) Classified Salaries		2000-2999	0.00	0.00	0.0%
3) Employee Benefits		3000-3999	0.00	0.00	0.0%
4) Books and Supplies		4000-4999	0.00	0.00	0.0%
5) Services and Other Operating Expenditures		5000-5999	0.00	0.00	0.0%
6) Capital Outlay		6000-6999	0.00	0.00	0.0%
7) Other Outgo (excluding Transfers of Indirect Costs)		7100-7299, 7400-7499	0.00	0.00	0.0%
8) Other Outgo - Transfers of Indirect Costs		7300-7399	0.00	0.00	0.0%
9) TOTAL, EXPENDITURES			0.00	0.00	0.0%
C. EXCESS (DEFICIENCY) OF REVENUES OVER EXPENDITURES BEFORE OTHER FINANCING SOURCES AND USES (A5 - B9)			467,334.00	508,993.00	8.9%
D. OTHER FINANCING SOURCES/USES					
1) Interfund Transfers					
a) Transfers In		8900-8929	0.00	0.00	0.0%
b) Transfers Out		7600-7629	859,100.00	919,300.00	7.0%
2) Other Sources/Uses					
a) Sources		8930-8979	0.00	0.00	0.0%
b) Uses		7630-7699	0.00	0.00	0.0%
3) Contributions		8980-8999	0.00	0.00	0.0%
4) TOTAL, OTHER FINANCING SOURCES/USES			(859,100.00)	(919,300.00)	7.0%
E. NET INCREASE (DECREASE) IN FUND BALANCE (C + D4)			(391,766.00)	(410,307.00)	4.7%
F. FUND BALANCE, RESERVES					
1) Beginning Fund Balance					
a) As of July 1 - Unaudited		9791	11,628,137.36	11,236,371.36	-3.4%
b) Audit Adjustments		9793	0.00	0.00	0.0%
c) As of July 1 - Audited (F1a + F1b)			11,628,137.36	11,236,371.36	-3.4%
d) Other Restatements		9795	0.00	0.00	0.0%
e) Adjusted Beginning Balance (F1c + F1d)			11,628,137.36	11,236,371.36	-3.4%
2) Ending Balance, June 30 (E + F1e)			11,236,371.36	10,826,064.36	-3.7%
Components of Ending Fund Balance					
a) Nonspendable					
Revolving Cash		9711	0.00	0.00	0.0%
Stores		9712	0.00	0.00	0.0%
Prepaid Items		9713	0.00	0.00	0.0%
All Others		9719	0.00	0.00	0.0%
b) Restricted		9740	0.00	0.00	0.0%
c) Committed					
Stabilization Arrangements		9750	0.00	0.00	0.0%
Other Commitments		9760	0.00	0.00	0.0%
d) Assigned					
Other Assignments		9780	11,236,371.36	10,826,064.36	-3.7%
e) Unassigned/Unappropriated Reserve for Economic Uncertainties		9789	0.00	0.00	0.0%
Unassigned/Unappropriated Amount		9790	0.00	0.00	0.0%
G. ASSETS					
1) Cash					
a) in County Treasury		9110	11,236,371.36		
1) Fair Value Adjustment to Cash in County Treasury		9111	0.00		
b) in Banks		9120	0.00		
c) in Revolving Cash Account		9130	0.00		
d) with Fiscal Agent/Trustee		9135	0.00		

Description	Resource Codes	Object Codes	2025-26 Estimated Actuals	2026-27 Budget	Percent Difference
e) Collections Awaiting Deposit		9140	0.00		
2) Investments		9150	0.00		
3) Accounts Receivable		9200	0.00		
4) Due from Grantor Government		9290	0.00		
5) Due from Other Funds		9310	0.00		
6) Stores		9320	0.00		
7) Prepaid Expenditures		9330	0.00		
8) Other Current Assets		9340	0.00		
9) Lease Receivable		9380	0.00		
10) TOTAL, ASSETS			11,236,371.36		
H. DEFERRED OUTFLOWS OF RESOURCES					
1) Deferred Outflows of Resources		9490	0.00		
2) TOTAL, DEFERRED OUTFLOWS			0.00		
I. LIABILITIES					
1) Accounts Payable		9500	0.00		
2) Due to Grantor Governments		9590	0.00		
3) Due to Other Funds		9610	0.00		
4) Current Loans		9640			
5) Unearned Revenue		9650	0.00		
6) TOTAL, LIABILITIES			0.00		
J. DEFERRED INFLOWS OF RESOURCES					
1) Deferred Inflows of Resources		9690	0.00		
2) TOTAL, DEFERRED INFLOWS			0.00		
K. FUND EQUITY					
(G10 + H2) - (I6 + J2)			11,236,371.36		
OTHER LOCAL REVENUE					
Other Local Revenue					
Interest		8660	467,334.00	508,993.00	8.9%
Net Increase (Decrease) in the Fair Value of Investments		8662	0.00	0.00	0.0%
TOTAL, OTHER LOCAL REVENUE			467,334.00	508,993.00	8.9%
TOTAL, REVENUES			467,334.00	508,993.00	8.9%
INTERFUND TRANSFERS					
INTERFUND TRANSFERS IN					
From: General Fund/CSSF		8912	0.00	0.00	0.0%
Other Authorized Interfund Transfers In		8919	0.00	0.00	0.0%
(a) TOTAL, INTERFUND TRANSFERS IN			0.00	0.00	0.0%
INTERFUND TRANSFERS OUT					
To: General Fund/CSSF		7612	0.00	0.00	0.0%
To: State School Building Fund/County School Facilities Fund		7613	0.00	0.00	0.0%
Other Authorized Interfund Transfers Out		7619	859,100.00	919,300.00	7.0%
(b) TOTAL, INTERFUND TRANSFERS OUT			859,100.00	919,300.00	7.0%
OTHER SOURCES/USES					
SOURCES					
Other Sources					
Transfers from Funds of Lapsed/Reorganized LEAs		8965	0.00	0.00	0.0%
(c) TOTAL, SOURCES			0.00	0.00	0.0%
USES					
Transfers of Funds from Lapsed/Reorganized LEAs		7651	0.00	0.00	0.0%
(d) TOTAL, USES			0.00	0.00	0.0%
CONTRIBUTIONS					
Contributions from Restricted Revenues		8990	0.00	0.00	0.0%
(e) TOTAL, CONTRIBUTIONS			0.00	0.00	0.0%
TOTAL, OTHER FINANCING SOURCES/USES (a - b + c - d + e)			(859,100.00)	(919,300.00)	7.0%

Description	Function Codes	Object Codes	2025-26 Estimated Actuals	2026-27 Budget	Percent Difference
A. REVENUES					
1) LCFF Sources		8010-8099	0.00	0.00	0.0%
2) Federal Revenue		8100-8299	0.00	0.00	0.0%
3) Other State Revenue		8300-8599	0.00	0.00	0.0%
4) Other Local Revenue		8600-8799	467,334.00	508,993.00	8.9%
5) TOTAL, REVENUES			467,334.00	508,993.00	8.9%
B. EXPENDITURES (Objects 1000-7999)					
1) Instruction	1000-1999		0.00	0.00	0.0%
2) Instruction - Related Services	2000-2999		0.00	0.00	0.0%
3) Pupil Services	3000-3999		0.00	0.00	0.0%
4) Ancillary Services	4000-4999		0.00	0.00	0.0%
5) Community Services	5000-5999		0.00	0.00	0.0%
6) Enterprise	6000-6999		0.00	0.00	0.0%
7) General Administration	7000-7999		0.00	0.00	0.0%
8) Plant Services	8000-8999		0.00	0.00	0.0%
9) Other Outgo	9000-9999	Except 7600-7699	0.00	0.00	0.0%
10) TOTAL, EXPENDITURES			0.00	0.00	0.0%
C. EXCESS (DEFICIENCY) OF REVENUES OVER EXPENDITURES BEFORE OTHER FINANCING SOURCES AND USES (A5 - B10)			467,334.00	508,993.00	8.9%
D. OTHER FINANCING SOURCES/USES					
1) Interfund Transfers					
a) Transfers In		8900-8929	0.00	0.00	0.0%
b) Transfers Out		7600-7629	859,100.00	919,300.00	7.0%
2) Other Sources/Uses					
a) Sources		8930-8979	0.00	0.00	0.0%
b) Uses		7630-7699	0.00	0.00	0.0%
3) Contributions		8980-8999	0.00	0.00	0.0%
4) TOTAL, OTHER FINANCING SOURCES/USES			(859,100.00)	(919,300.00)	7.0%
E. NET INCREASE (DECREASE) IN FUND BALANCE (C + D4)			(391,766.00)	(410,307.00)	4.7%
F. FUND BALANCE, RESERVES					
1) Beginning Fund Balance					
a) As of July 1 - Unaudited		9791	11,628,137.36	11,236,371.36	-3.4%
b) Audit Adjustments		9793	0.00	0.00	0.0%
c) As of July 1 - Audited (F1a + F1b)			11,628,137.36	11,236,371.36	-3.4%
d) Other Restatements		9795	0.00	0.00	0.0%
e) Adjusted Beginning Balance (F1c + F1d)			11,628,137.36	11,236,371.36	-3.4%
2) Ending Balance, June 30 (E + F1e)			11,236,371.36	10,826,064.36	-3.7%
Components of Ending Fund Balance					
a) Nonspendable					
Revolving Cash		9711	0.00	0.00	0.0%
Stores		9712	0.00	0.00	0.0%
Prepaid Items		9713	0.00	0.00	0.0%
All Others		9719	0.00	0.00	0.0%
b) Restricted		9740	0.00	0.00	0.0%
c) Committed					
Stabilization Arrangements		9750	0.00	0.00	0.0%
Other Commitments (by Resource/Object)		9760	0.00	0.00	0.0%
d) Assigned					
Other Assignments (by Resource/Object)		9780	11,236,371.36	10,826,064.36	-3.7%
e) Unassigned/Unappropriated					
Reserve for Economic Uncertainties		9789	0.00	0.00	0.0%
Unassigned/Unappropriated Amount		9790	0.00	0.00	0.0%

Resource	Description	2025-26 Estimated Actuals	2026-27 Budget
Total, Restricted Balance		0.00	0.00

Description	Resource Codes	Object Codes	2025-26 Estimated Actuals	2026-27 Budget	Percent Difference
A. REVENUES					
1) LCFF Sources		8010-8099	0.00	0.00	0.0%
2) Federal Revenue		8100-8299	0.00	0.00	0.0%
3) Other State Revenue		8300-8599	0.00	0.00	0.0%
4) Other Local Revenue		8600-8799	564,547.00	781,475.00	38.4%
5) TOTAL, REVENUES			564,547.00	781,475.00	38.4%
B. EXPENDITURES					
1) Certificated Salaries		1000-1999	0.00	0.00	0.0%
2) Classified Salaries		2000-2999	0.00	0.00	0.0%
3) Employee Benefits		3000-3999	0.00	0.00	0.0%
4) Books and Supplies		4000-4999	0.00	56,627.00	New
5) Services and Other Operating Expenditures		5000-5999	25,088.03	58,257.00	132.2%
6) Capital Outlay		6000-6999	6,349,341.01	11,129,304.00	75.3%
7) Other Outgo (excluding Transfers of Indirect Costs)		7100-7299, 7400-7499	0.00	0.00	0.0%
8) Other Outgo - Transfers of Indirect Costs		7300-7399	0.00	0.00	0.0%
9) TOTAL, EXPENDITURES			6,374,429.04	11,244,188.00	76.4%
C. EXCESS (DEFICIENCY) OF REVENUES OVER EXPENDITURES BEFORE OTHER FINANCING SOURCES AND USES (A5 - B9)			(5,809,882.04)	(10,462,713.00)	80.1%
D. OTHER FINANCING SOURCES/USES					
1) Interfund Transfers					
a) Transfers In		8900-8929	0.00	0.00	0.0%
b) Transfers Out		7600-7629	0.00	0.00	0.0%
2) Other Sources/Uses					
a) Sources		8930-8979	0.00	0.00	0.0%
b) Uses		7630-7699	0.00	0.00	0.0%
3) Contributions		8980-8999	0.00	0.00	0.0%
4) TOTAL, OTHER FINANCING SOURCES/USES			0.00	0.00	0.0%
E. NET INCREASE (DECREASE) IN FUND BALANCE (C + D4)			(5,809,882.04)	(10,462,713.00)	80.1%
F. FUND BALANCE, RESERVES					
1) Beginning Fund Balance					
a) As of July 1 - Unaudited		9791	17,505,300.76	11,695,418.72	-33.2%
b) Audit Adjustments		9793	0.00	0.00	0.0%
c) As of July 1 - Audited (F1a + F1b)			17,505,300.76	11,695,418.72	-33.2%
d) Other Restatements		9795	0.00	0.00	0.0%
e) Adjusted Beginning Balance (F1c + F1d)			17,505,300.76	11,695,418.72	-33.2%
2) Ending Balance, June 30 (E + F1e)			11,695,418.72	1,232,705.72	-89.5%
Components of Ending Fund Balance					
a) Nonspendable					
Revolving Cash		9711	0.00	0.00	0.0%
Stores		9712	0.00	0.00	0.0%
Prepaid Items		9713	0.00	0.00	0.0%
All Others		9719	0.00	0.00	0.0%
b) Restricted		9740	0.00	0.00	0.0%
c) Committed					
Stabilization Arrangements		9750	0.00	0.00	0.0%
Other Commitments		9760	0.00	0.00	0.0%
d) Assigned					
Other Assignments		9780	11,695,418.72	1,232,705.72	-89.5%
e) Unassigned/Unappropriated					
Reserve for Economic Uncertainties		9789	0.00	0.00	0.0%
Unassigned/Unappropriated Amount		9790	0.00	0.00	0.0%
G. ASSETS					
1) Cash					
a) in County Treasury		9110	11,695,418.72		
1) Fair Value Adjustment to Cash in County Treasury		9111	0.00		
b) in Banks		9120	0.00		
c) in Revolving Cash Account		9130	0.00		
d) with Fiscal Agent/Trustee		9135	0.00		
e) Collections Awaiting Deposit		9140	0.00		

Description	Resource Codes	Object Codes	2025-26 Estimated Actuals	2026-27 Budget	Percent Difference
2) Investments		9150	0.00		
3) Accounts Receivable		9200	0.00		
4) Due from Grantor Government		9290	0.00		
5) Due from Other Funds		9310	0.00		
6) Stores		9320	0.00		
7) Prepaid Expenditures		9330	0.00		
8) Other Current Assets		9340	0.00		
9) Lease Receivable		9380	0.00		
10) TOTAL, ASSETS			11,695,418.72		
H. DEFERRED OUTFLOWS OF RESOURCES					
1) Deferred Outflows of Resources		9490	0.00		
2) TOTAL, DEFERRED OUTFLOWS			0.00		
I. LIABILITIES					
1) Accounts Payable		9500	0.00		
2) Due to Grantor Governments		9590	0.00		
3) Due to Other Funds		9610	0.00		
4) Current Loans		9640	0.00		
5) Unearned Revenue		9650	0.00		
6) TOTAL, LIABILITIES			0.00		
J. DEFERRED INFLOWS OF RESOURCES					
1) Deferred Inflows of Resources		9690	0.00		
2) TOTAL, DEFERRED INFLOWS			0.00		
K. FUND EQUITY					
Ending Fund Balance, June 30 (G10 + H2) - (I6 + J2)			11,695,418.72		
FEDERAL REVENUE					
FEMA		8281	0.00	0.00	0.0%
All Other Federal Revenue		8290	0.00	0.00	0.0%
TOTAL, FEDERAL REVENUE			0.00	0.00	0.0%
OTHER STATE REVENUE					
Tax Relief Subventions					
Restricted Levies - Other					
Homeowners' Exemptions		8575	0.00	0.00	0.0%
Other Subventions/In-Lieu Taxes		8576	0.00	0.00	0.0%
All Other State Revenue		8590	0.00	0.00	0.0%
TOTAL, OTHER STATE REVENUE			0.00	0.00	0.0%
OTHER LOCAL REVENUE					
Other Local Revenue					
County and District Taxes					
Other Restricted Levies					
Secured Roll		8615	0.00	0.00	0.0%
Unsecured Roll		8616	0.00	0.00	0.0%
Prior Years' Taxes		8617	0.00	0.00	0.0%
Supplemental Taxes		8618	0.00	0.00	0.0%
Non-Ad Valorem Taxes					
Parcel Taxes		8621	0.00	0.00	0.0%
Other		8622	0.00	0.00	0.0%
Community Redevelopment Funds Not Subject to LCFF Deduction		8625	0.00	0.00	0.0%
Penalties and Interest from Delinquent Non-LCFF Taxes		8629	0.00	0.00	0.0%
Sales					
Sale of Equipment/Supplies		8631	0.00	0.00	0.0%
Leases and Rentals		8650	0.00	0.00	0.0%
Interest		8660	564,547.00	781,475.00	38.4%
Net Increase (Decrease) in the Fair Value of Investments		8662	0.00	0.00	0.0%
Other Local Revenue					
All Other Local Revenue		8699	0.00	0.00	0.0%
All Other Transfers In from All Others		8799	0.00	0.00	0.0%
TOTAL, OTHER LOCAL REVENUE			564,547.00	781,475.00	38.4%
TOTAL, REVENUES			564,547.00	781,475.00	38.4%
CLASSIFIED SALARIES					

Description	Resource Codes	Object Codes	2025-26 Estimated Actuals	2026-27 Budget	Percent Difference
Classified Support Salaries		2200	0.00	0.00	0.0%
Classified Supervisors' and Administrators' Salaries		2300	0.00	0.00	0.0%
Clerical, Technical and Office Salaries		2400	0.00	0.00	0.0%
Other Classified Salaries		2900	0.00	0.00	0.0%
TOTAL, CLASSIFIED SALARIES			0.00	0.00	0.0%
EMPLOYEE BENEFITS					
STRS		3101-3102	0.00	0.00	0.0%
PERS		3201-3202	0.00	0.00	0.0%
OASDI/Medicare/Alternative		3301-3302	0.00	0.00	0.0%
Health and Welfare Benefits		3401-3402	0.00	0.00	0.0%
Unemployment Insurance		3501-3502	0.00	0.00	0.0%
Workers' Compensation		3601-3602	0.00	0.00	0.0%
OPEB, Allocated		3701-3702	0.00	0.00	0.0%
OPEB, Active Employees		3751-3752	0.00	0.00	0.0%
Other Employee Benefits		3901-3902	0.00	0.00	0.0%
TOTAL, EMPLOYEE BENEFITS			0.00	0.00	0.0%
BOOKS AND SUPPLIES					
Books and Other Reference Materials		4200	0.00	0.00	0.0%
Materials and Supplies		4300	0.00	56,627.00	New
Noncapitalized Equipment		4400	0.00	0.00	0.0%
TOTAL, BOOKS AND SUPPLIES			0.00	56,627.00	New
SERVICES AND OTHER OPERATING EXPENDITURES					
Subagreements for Services		5100	0.00	0.00	0.0%
Travel and Conferences		5200	0.00	0.00	0.0%
Insurance		5400-5450	0.00	0.00	0.0%
Operations and Housekeeping Services		5500	0.00	0.00	0.0%
Rentals, Leases, Repairs, and Noncapitalized Improvements		5600	11,907.50	3,842.00	-67.7%
Transfers of Direct Costs		5710	0.00	0.00	0.0%
Transfers of Direct Costs - Interfund		5750	0.00	0.00	0.0%
Professional/Consulting Services and Operating Expenditures		5800	13,180.53	54,415.00	312.8%
Communications		5900	0.00	0.00	0.0%
TOTAL, SERVICES AND OTHER OPERATING EXPENDITURES			25,088.03	58,257.00	132.2%
CAPITAL OUTLAY					
Land		6100	0.00	0.00	0.0%
Land Improvements		6170	24,488.80	0.00	-100.0%
Buildings and Improvements of Buildings		6200	6,324,852.21	11,129,304.00	76.0%
Books and Media for New School Libraries or Major Expansion of School Libraries		6300	0.00	0.00	0.0%
Equipment		6400	0.00	0.00	0.0%
Equipment Replacement		6500	0.00	0.00	0.0%
Lease Assets		6600	0.00	0.00	0.0%
Subscription Assets		6700	0.00	0.00	0.0%
TOTAL, CAPITAL OUTLAY			6,349,341.01	11,129,304.00	75.3%
OTHER OUTGO (excluding Transfers of Indirect Costs)					
Other Transfers Out					
All Other Transfers Out to All Others		7299	0.00	0.00	0.0%
Debt Service					
Repayment of State School Building Fund Aid - Proceeds from Bonds		7435	0.00	0.00	0.0%
Debt Service - Interest		7438	0.00	0.00	0.0%
Other Debt Service - Principal		7439	0.00	0.00	0.0%
TOTAL, OTHER OUTGO (excluding Transfers of Indirect Costs)			0.00	0.00	0.0%
TOTAL, EXPENDITURES			6,374,429.04	11,244,188.00	76.4%
INTERFUND TRANSFERS					
INTERFUND TRANSFERS IN					
Other Authorized Interfund Transfers In		8919	0.00	0.00	0.0%
(a) TOTAL, INTERFUND TRANSFERS IN			0.00	0.00	0.0%
INTERFUND TRANSFERS OUT					
To: State School Building Fund/County School Facilities Fund		7613	0.00	0.00	0.0%
Other Authorized Interfund Transfers Out		7619	0.00	0.00	0.0%
(b) TOTAL, INTERFUND TRANSFERS OUT			0.00	0.00	0.0%

Description	Resource Codes	Object Codes	2025-26 Estimated Actuals	2026-27 Budget	Percent Difference
OTHER SOURCES/USES					
SOURCES					
Proceeds					
Proceeds from Sale of Bonds		8951	0.00	0.00	0.0%
Proceeds from Disposal of Capital Assets		8953	0.00	0.00	0.0%
Other Sources					
County School Bldg Aid		8961	0.00	0.00	0.0%
Transfers from Funds of Lapsed/Reorganized LEAs		8965	0.00	0.00	0.0%
Long-Term Debt Proceeds					
Proceeds from Certificates of Participation		8971	0.00	0.00	0.0%
Proceeds from Leases		8972	0.00	0.00	0.0%
Proceeds from Lease Revenue Bonds		8973	0.00	0.00	0.0%
Proceeds from SBITAs		8974	0.00	0.00	0.0%
All Other Financing Sources		8979	0.00	0.00	0.0%
(c) TOTAL, SOURCES			0.00	0.00	0.0%
USES					
Transfers of Funds from Lapsed/Reorganized LEAs		7651	0.00	0.00	0.0%
All Other Financing Uses		7699	0.00	0.00	0.0%
(d) TOTAL, USES			0.00	0.00	0.0%
CONTRIBUTIONS					
Contributions from Unrestricted Revenues		8980	0.00	0.00	0.0%
Contributions from Restricted Revenues		8990	0.00	0.00	0.0%
(e) TOTAL, CONTRIBUTIONS			0.00	0.00	0.0%
TOTAL, OTHER FINANCING SOURCES/USES (a - b + c - d + e)			0.00	0.00	0.0%

Description	Function Codes	Object Codes	2025-26 Estimated Actuals	2026-27 Budget	Percent Difference
A. REVENUES					
1) LCFF Sources		8010-8099	0.00	0.00	0.0%
2) Federal Revenue		8100-8299	0.00	0.00	0.0%
3) Other State Revenue		8300-8599	0.00	0.00	0.0%
4) Other Local Revenue		8600-8799	564,547.00	781,475.00	38.4%
5) TOTAL, REVENUES			564,547.00	781,475.00	38.4%
B. EXPENDITURES (Objects 1000-7999)					
1) Instruction	1000-1999		0.00	0.00	0.0%
2) Instruction - Related Services	2000-2999		0.00	0.00	0.0%
3) Pupil Services	3000-3999		0.00	0.00	0.0%
4) Ancillary Services	4000-4999		0.00	0.00	0.0%
5) Community Services	5000-5999		0.00	0.00	0.0%
6) Enterprise	6000-6999		0.00	0.00	0.0%
7) General Administration	7000-7999		0.00	0.00	0.0%
8) Plant Services	8000-8999		6,374,429.04	11,244,188.00	76.4%
9) Other Outgo	9000-9999	Except 7600-7699	0.00	0.00	0.0%
10) TOTAL, EXPENDITURES			6,374,429.04	11,244,188.00	76.4%
C. EXCESS (DEFICIENCY) OF REVENUES OVER EXPENDITURES BEFORE OTHER FINANCING SOURCES AND USES (A5 -B10)			(5,809,882.04)	(10,462,713.00)	80.1%
D. OTHER FINANCING SOURCES/USES					
1) Interfund Transfers					
a) Transfers In		8900-8929	0.00	0.00	0.0%
b) Transfers Out		7600-7629	0.00	0.00	0.0%
2) Other Sources/Uses					
a) Sources		8930-8979	0.00	0.00	0.0%
b) Uses		7630-7699	0.00	0.00	0.0%
3) Contributions		8980-8999	0.00	0.00	0.0%
4) TOTAL, OTHER FINANCING SOURCES/USES			0.00	0.00	0.0%
E. NET INCREASE (DECREASE) IN FUND BALANCE (C + D4)			(5,809,882.04)	(10,462,713.00)	80.1%
F. FUND BALANCE, RESERVES					
1) Beginning Fund Balance					
a) As of July 1 - Unaudited		9791	17,505,300.76	11,695,418.72	-33.2%
b) Audit Adjustments		9793	0.00	0.00	0.0%
c) As of July 1 - Audited (F1a + F1b)			17,505,300.76	11,695,418.72	-33.2%
d) Other Restatements		9795	0.00	0.00	0.0%
e) Adjusted Beginning Balance (F1c + F1d)			17,505,300.76	11,695,418.72	-33.2%
2) Ending Balance, June 30 (E + F1e)			11,695,418.72	1,232,705.72	-89.5%
Components of Ending Fund Balance					
a) Nonspendable					
Revolving Cash		9711	0.00	0.00	0.0%
Stores		9712	0.00	0.00	0.0%
Prepaid Items		9713	0.00	0.00	0.0%
All Others		9719	0.00	0.00	0.0%
b) Restricted		9740	0.00	0.00	0.0%
c) Committed					
Stabilization Arrangements		9750	0.00	0.00	0.0%
Other Commitments (by Resource/Object)		9760	0.00	0.00	0.0%
d) Assigned					
Other Assignments (by Resource/Object)		9780	11,695,418.72	1,232,705.72	-89.5%
e) Unassigned/Unappropriated					
Reserve for Economic Uncertainties		9789	0.00	0.00	0.0%
Unassigned/Unappropriated Amount		9790	0.00	0.00	0.0%

Resource	Description	2025-26 Estimated Actuals	2026-27 Budget
Total, Restricted Balance		0.00	0.00

Description	Resource Codes	Object Codes	2025-26 Estimated Actuals	2026-27 Budget	Percent Difference
A. REVENUES					
1) LCFF Sources		8010-8099	0.00	0.00	0.0%
2) Federal Revenue		8100-8299	0.00	0.00	0.0%
3) Other State Revenue		8300-8599	0.00	0.00	0.0%
4) Other Local Revenue		8600-8799	809,621.00	775,375.00	-4.2%
5) TOTAL, REVENUES			809,621.00	775,375.00	-4.2%
B. EXPENDITURES					
1) Certificated Salaries		1000-1999	0.00	0.00	0.0%
2) Classified Salaries		2000-2999	0.00	0.00	0.0%
3) Employee Benefits		3000-3999	0.00	0.00	0.0%
4) Books and Supplies		4000-4999	0.00	0.00	0.0%
5) Services and Other Operating Expenditures		5000-5999	96,500.00	96,000.00	-0.5%
6) Capital Outlay		6000-6999	4,750.00	0.00	-100.0%
7) Other Outgo (excluding Transfers of Indirect Costs)		7100-7299, 7400-7499	0.00	0.00	0.0%
8) Other Outgo - Transfers of Indirect Costs		7300-7399	0.00	0.00	0.0%
9) TOTAL, EXPENDITURES			101,250.00	96,000.00	-5.2%
C. EXCESS (DEFICIENCY) OF REVENUES OVER EXPENDITURES BEFORE OTHER FINANCING SOURCES AND USES (A5 - B9)			708,371.00	679,375.00	-4.1%
D. OTHER FINANCING SOURCES/USES					
1) Interfund Transfers					
a) Transfers In		8900-8929	0.00	0.00	0.0%
b) Transfers Out		7600-7629	0.00	0.00	0.0%
2) Other Sources/Uses					
a) Sources		8930-8979	0.00	0.00	0.0%
b) Uses		7630-7699	0.00	0.00	0.0%
3) Contributions		8980-8999	0.00	0.00	0.0%
4) TOTAL, OTHER FINANCING SOURCES/USES			0.00	0.00	0.0%
E. NET INCREASE (DECREASE) IN FUND BALANCE (C + D4)			708,371.00	679,375.00	-4.1%
F. FUND BALANCE, RESERVES					
1) Beginning Fund Balance					
a) As of July 1 - Unaudited		9791	10,452,541.59	11,160,912.59	6.8%
b) Audit Adjustments		9793	0.00	0.00	0.0%
c) As of July 1 - Audited (F1a + F1b)			10,452,541.59	11,160,912.59	6.8%
d) Other Restatements		9795	0.00	0.00	0.0%
e) Adjusted Beginning Balance (F1c + F1d)			10,452,541.59	11,160,912.59	6.8%
2) Ending Balance, June 30 (E + F1e)			11,160,912.59	11,840,287.59	6.1%
Components of Ending Fund Balance					
a) Nonspendable					
Revolving Cash		9711	0.00	0.00	0.0%
Stores		9712	0.00	0.00	0.0%
Prepaid Items		9713	0.00	0.00	0.0%
All Others		9719	0.00	0.00	0.0%
b) Restricted		9740	11,160,912.59	11,840,287.59	6.1%
c) Committed					
Stabilization Arrangements		9750	0.00	0.00	0.0%
Other Commitments		9760	0.00	0.00	0.0%
d) Assigned					
Other Assignments		9780	0.00	0.00	0.0%
e) Unassigned/Unappropriated					
Reserve for Economic Uncertainties		9789	0.00	0.00	0.0%
Unassigned/Unappropriated Amount		9790	0.00	0.00	0.0%
G. ASSETS					
1) Cash					
a) in County Treasury		9110	11,160,912.59		
1) Fair Value Adjustment to Cash in County Treasury		9111	0.00		
b) in Banks		9120	0.00		
c) in Revolving Cash Account		9130	0.00		
d) with Fiscal Agent/Trustee		9135	0.00		
e) Collections Awaiting Deposit		9140	0.00		

Description	Resource Codes	Object Codes	2025-26 Estimated Actuals	2026-27 Budget	Percent Difference
2) Investments		9150	0.00		
3) Accounts Receivable		9200	0.00		
4) Due from Grantor Government		9290	0.00		
5) Due from Other Funds		9310	0.00		
6) Stores		9320	0.00		
7) Prepaid Expenditures		9330	0.00		
8) Other Current Assets		9340	0.00		
9) Lease Receivable		9380	0.00		
10) TOTAL, ASSETS			11,160,912.59		
H. DEFERRED OUTFLOWS OF RESOURCES					
1) Deferred Outflows of Resources		9490	0.00		
2) TOTAL, DEFERRED OUTFLOWS			0.00		
I. LIABILITIES					
1) Accounts Payable		9500	0.00		
2) Due to Grantor Governments		9590	0.00		
3) Due to Other Funds		9610	0.00		
4) Current Loans		9640	0.00		
5) Unearned Revenue		9650	0.00		
6) TOTAL, LIABILITIES			0.00		
J. DEFERRED INFLOWS OF RESOURCES					
1) Deferred Inflows of Resources		9690	0.00		
2) TOTAL, DEFERRED INFLOWS			0.00		
K. FUND EQUITY					
Ending Fund Balance, June 30 (G10 + H2) - (I6 + J2)			11,160,912.59		
OTHER STATE REVENUE					
Tax Relief Subventions					
Restricted Levies - Other					
Homeowners' Exemptions		8575	0.00	0.00	0.0%
Other Subventions/In-Lieu Taxes		8576	0.00	0.00	0.0%
All Other State Revenue		8590	0.00	0.00	0.0%
TOTAL, OTHER STATE REVENUE			0.00	0.00	0.0%
OTHER LOCAL REVENUE					
Other Local Revenue					
County and District Taxes					
Other Restricted Levies					
Secured Roll		8615	0.00	0.00	0.0%
Unsecured Roll		8616	0.00	0.00	0.0%
Prior Years' Taxes		8617	0.00	0.00	0.0%
Supplemental Taxes		8618	0.00	0.00	0.0%
Non-Ad Valorem Taxes					
Parcel Taxes		8621	0.00	0.00	0.0%
Other		8622	0.00	0.00	0.0%
Community Redevelopment Funds Not Subject to LCFF Deduction		8625	0.00	0.00	0.0%
Penalties and Interest from Delinquent Non-LCFF Taxes		8629	0.00	0.00	0.0%
Sales					
Sale of Equipment/Supplies		8631	0.00	0.00	0.0%
Interest		8660	309,621.00	275,375.00	-11.1%
Net Increase (Decrease) in the Fair Value of Investments		8662	0.00	0.00	0.0%
Fees and Contracts					
Mitigation/Developer Fees		8681	500,000.00	500,000.00	0.0%
Other Local Revenue					
All Other Local Revenue		8699	0.00	0.00	0.0%
All Other Transfers In from All Others		8799	0.00	0.00	0.0%
TOTAL, OTHER LOCAL REVENUE			809,621.00	775,375.00	-4.2%
TOTAL, REVENUES			809,621.00	775,375.00	-4.2%
CERTIFICATED SALARIES					
Other Certificated Salaries		1900	0.00	0.00	0.0%
TOTAL, CERTIFICATED SALARIES			0.00	0.00	0.0%
CLASSIFIED SALARIES					

Description	Resource Codes	Object Codes	2025-26 Estimated Actuals	2026-27 Budget	Percent Difference
Classified Support Salaries		2200	0.00	0.00	0.0%
Classified Supervisors' and Administrators' Salaries		2300	0.00	0.00	0.0%
Clerical, Technical and Office Salaries		2400	0.00	0.00	0.0%
Other Classified Salaries		2900	0.00	0.00	0.0%
TOTAL, CLASSIFIED SALARIES			0.00	0.00	0.0%
EMPLOYEE BENEFITS					
STRS		3101-3102	0.00	0.00	0.0%
PERS		3201-3202	0.00	0.00	0.0%
OASDI/Medicare/Alternative		3301-3302	0.00	0.00	0.0%
Health and Welfare Benefits		3401-3402	0.00	0.00	0.0%
Unemployment Insurance		3501-3502	0.00	0.00	0.0%
Workers' Compensation		3601-3602	0.00	0.00	0.0%
OPEB, Allocated		3701-3702	0.00	0.00	0.0%
OPEB, Active Employees		3751-3752	0.00	0.00	0.0%
Other Employee Benefits		3901-3902	0.00	0.00	0.0%
TOTAL, EMPLOYEE BENEFITS			0.00	0.00	0.0%
BOOKS AND SUPPLIES					
Approved Textbooks and Core Curricula Materials		4100	0.00	0.00	0.0%
Books and Other Reference Materials		4200	0.00	0.00	0.0%
Materials and Supplies		4300	0.00	0.00	0.0%
Noncapitalized Equipment		4400	0.00	0.00	0.0%
TOTAL, BOOKS AND SUPPLIES			0.00	0.00	0.0%
SERVICES AND OTHER OPERATING EXPENDITURES					
Subagreements for Services		5100	0.00	0.00	0.0%
Travel and Conferences		5200	0.00	0.00	0.0%
Insurance		5400-5450	0.00	0.00	0.0%
Operations and Housekeeping Services		5500	0.00	0.00	0.0%
Rentals, Leases, Repairs, and Noncapitalized Improvements		5600	0.00	0.00	0.0%
Transfers of Direct Costs		5710	0.00	0.00	0.0%
Transfers of Direct Costs - Interfund		5750	35,000.00	35,000.00	0.0%
Professional/Consulting Services and Operating Expenditures		5800	61,500.00	61,000.00	-0.8%
Communications		5900	0.00	0.00	0.0%
TOTAL, SERVICES AND OTHER OPERATING EXPENDITURES			96,500.00	96,000.00	-0.5%
CAPITAL OUTLAY					
Land		6100	4,750.00	0.00	-100.0%
Land Improvements		6170	0.00	0.00	0.0%
Buildings and Improvements of Buildings		6200	0.00	0.00	0.0%
Books and Media for New School Libraries or Major Expansion of School Libraries		6300	0.00	0.00	0.0%
Equipment		6400	0.00	0.00	0.0%
Equipment Replacement		6500	0.00	0.00	0.0%
Lease Assets		6600	0.00	0.00	0.0%
Subscription Assets		6700	0.00	0.00	0.0%
TOTAL, CAPITAL OUTLAY			4,750.00	0.00	-100.0%
OTHER OUTGO (excluding Transfers of Indirect Costs)					
Other Transfers Out					
All Other Transfers Out to All Others		7299	0.00	0.00	0.0%
Debt Service					
Debt Service - Interest		7438	0.00	0.00	0.0%
Other Debt Service - Principal		7439	0.00	0.00	0.0%
TOTAL, OTHER OUTGO (excluding Transfers of Indirect Costs)			0.00	0.00	0.0%
TOTAL, EXPENDITURES			101,250.00	96,000.00	-5.2%
INTERFUND TRANSFERS					
INTERFUND TRANSFERS IN					
Other Authorized Interfund Transfers In		8919	0.00	0.00	0.0%
(a) TOTAL, INTERFUND TRANSFERS IN			0.00	0.00	0.0%
INTERFUND TRANSFERS OUT					
To: State School Building Fund/County School Facilities Fund		7613	0.00	0.00	0.0%
Other Authorized Interfund Transfers Out		7619	0.00	0.00	0.0%
(b) TOTAL, INTERFUND TRANSFERS OUT			0.00	0.00	0.0%

Description	Resource Codes	Object Codes	2025-26 Estimated Actuals	2026-27 Budget	Percent Difference
OTHER SOURCES/USES					
SOURCES					
Proceeds					
Proceeds from Disposal of Capital Assets		8953	0.00	0.00	0.0%
Other Sources					
Transfers from Funds of Lapsed/Reorganized LEAs		8965	0.00	0.00	0.0%
Long-Term Debt Proceeds					
Proceeds from Certificates of Participation		8971	0.00	0.00	0.0%
Proceeds from Leases		8972	0.00	0.00	0.0%
Proceeds from Lease Revenue Bonds		8973	0.00	0.00	0.0%
Proceeds from SBITAs		8974	0.00	0.00	0.0%
All Other Financing Sources		8979	0.00	0.00	0.0%
(c) TOTAL, SOURCES			0.00	0.00	0.0%
USES					
Transfers of Funds from Lapsed/Reorganized LEAs		7651	0.00	0.00	0.0%
All Other Financing Uses		7699	0.00	0.00	0.0%
(d) TOTAL, USES			0.00	0.00	0.0%
CONTRIBUTIONS					
Contributions from Unrestricted Revenues		8980	0.00	0.00	0.0%
Contributions from Restricted Revenues		8990	0.00	0.00	0.0%
(e) TOTAL, CONTRIBUTIONS			0.00	0.00	0.0%
TOTAL, OTHER FINANCING SOURCES/USES (a - b + c - d + e)			0.00	0.00	0.0%

Description	Function Codes	Object Codes	2025-26 Estimated Actuals	2026-27 Budget	Percent Difference
A. REVENUES					
1) LCFF Sources		8010-8099	0.00	0.00	0.0%
2) Federal Revenue		8100-8299	0.00	0.00	0.0%
3) Other State Revenue		8300-8599	0.00	0.00	0.0%
4) Other Local Revenue		8600-8799	809,621.00	775,375.00	-4.2%
5) TOTAL, REVENUES			809,621.00	775,375.00	-4.2%
B. EXPENDITURES (Objects 1000-7999)					
1) Instruction	1000-1999		0.00	0.00	0.0%
2) Instruction - Related Services	2000-2999		0.00	0.00	0.0%
3) Pupil Services	3000-3999		0.00	0.00	0.0%
4) Ancillary Services	4000-4999		0.00	0.00	0.0%
5) Community Services	5000-5999		0.00	0.00	0.0%
6) Enterprise	6000-6999		0.00	0.00	0.0%
7) General Administration	7000-7999		75,000.00	75,000.00	0.0%
8) Plant Services	8000-8999		26,250.00	21,000.00	-20.0%
9) Other Outgo	9000-9999	Except 7600-7699	0.00	0.00	0.0%
10) TOTAL, EXPENDITURES			101,250.00	96,000.00	-5.2%
C. EXCESS (DEFICIENCY) OF REVENUES OVER EXPENDITURES BEFORE OTHER FINANCING SOURCES AND USES (A5 -B10)			708,371.00	679,375.00	-4.1%
D. OTHER FINANCING SOURCES/USES					
1) Interfund Transfers					
a) Transfers In		8900-8929	0.00	0.00	0.0%
b) Transfers Out		7600-7629	0.00	0.00	0.0%
2) Other Sources/Uses					
a) Sources		8930-8979	0.00	0.00	0.0%
b) Uses		7630-7699	0.00	0.00	0.0%
3) Contributions		8980-8999	0.00	0.00	0.0%
4) TOTAL, OTHER FINANCING SOURCES/USES			0.00	0.00	0.0%
E. NET INCREASE (DECREASE) IN FUND BALANCE (C + D4)			708,371.00	679,375.00	-4.1%
F. FUND BALANCE, RESERVES					
1) Beginning Fund Balance					
a) As of July 1 - Unaudited		9791	10,452,541.59	11,160,912.59	6.8%
b) Audit Adjustments		9793	0.00	0.00	0.0%
c) As of July 1 - Audited (F1a + F1b)			10,452,541.59	11,160,912.59	6.8%
d) Other Restatements		9795	0.00	0.00	0.0%
e) Adjusted Beginning Balance (F1c + F1d)			10,452,541.59	11,160,912.59	6.8%
2) Ending Balance, June 30 (E + F1e)			11,160,912.59	11,840,287.59	6.1%
Components of Ending Fund Balance					
a) Nonspendable					
Revolving Cash		9711	0.00	0.00	0.0%
Stores		9712	0.00	0.00	0.0%
Prepaid Items		9713	0.00	0.00	0.0%
All Others		9719	0.00	0.00	0.0%
b) Restricted		9740	11,160,912.59	11,840,287.59	6.1%
c) Committed					
Stabilization Arrangements		9750	0.00	0.00	0.0%
Other Commitments (by Resource/Object)		9760	0.00	0.00	0.0%
d) Assigned					
Other Assignments (by Resource/Object)		9780	0.00	0.00	0.0%
e) Unassigned/Unappropriated					
Reserve for Economic Uncertainties		9789	0.00	0.00	0.0%
Unassigned/Unappropriated Amount		9790	0.00	0.00	0.0%

Resource	Description	2025-26 Estimated Actuals	2026-27 Budget
9010	Other Restricted Local	11,160,912.59	11,840,287.59
Total, Restricted Balance		11,160,912.59	11,840,287.59

Description	Resource Codes	Object Codes	2025-26 Estimated Actuals	2026-27 Budget	Percent Difference
A. REVENUES					
1) LCFF Sources		8010-8099	0.00	0.00	0.0%
2) Federal Revenue		8100-8299	0.00	0.00	0.0%
3) Other State Revenue		8300-8599	3,226,200.00	0.00	-100.0%
4) Other Local Revenue		8600-8799	0.00	0.00	0.0%
5) TOTAL, REVENUES			3,226,200.00	0.00	-100.0%
B. EXPENDITURES					
1) Certificated Salaries		1000-1999	0.00	0.00	0.0%
2) Classified Salaries		2000-2999	0.00	0.00	0.0%
3) Employee Benefits		3000-3999	0.00	0.00	0.0%
4) Books and Supplies		4000-4999	0.00	0.00	0.0%
5) Services and Other Operating Expenditures		5000-5999	0.00	0.00	0.0%
6) Capital Outlay		6000-6999	0.00	0.00	0.0%
7) Other Outgo (excluding Transfers of Indirect Costs)		7100-7299, 7400-7499	0.00	0.00	0.0%
8) Other Outgo - Transfers of Indirect Costs		7300-7399	0.00	0.00	0.0%
9) TOTAL, EXPENDITURES			0.00	0.00	0.0%
C. EXCESS (DEFICIENCY) OF REVENUES OVER EXPENDITURES BEFORE OTHER FINANCING SOURCES AND USES (A5 - B9)			3,226,200.00	0.00	-100.0%
D. OTHER FINANCING SOURCES/USES					
1) Interfund Transfers					
a) Transfers In		8900-8929	0.00	0.00	0.0%
b) Transfers Out		7600-7629	3,226,202.50	0.00	-100.0%
2) Other Sources/Uses					
a) Sources		8930-8979	0.00	0.00	0.0%
b) Uses		7630-7699	0.00	0.00	0.0%
3) Contributions		8980-8999	0.00	0.00	0.0%
4) TOTAL, OTHER FINANCING SOURCES/USES			(3,226,202.50)	0.00	-100.0%
E. NET INCREASE (DECREASE) IN FUND BALANCE (C + D4)			(2.50)	0.00	-100.0%
F. FUND BALANCE, RESERVES					
1) Beginning Fund Balance					
a) As of July 1 - Unaudited		9791	2.50	0.00	-100.0%
b) Audit Adjustments		9793	0.00	0.00	0.0%
c) As of July 1 - Audited (F1a + F1b)			2.50	0.00	-100.0%
d) Other Restatements		9795	0.00	0.00	0.0%
e) Adjusted Beginning Balance (F1c + F1d)			2.50	0.00	-100.0%
2) Ending Balance, June 30 (E + F1e)			0.00	0.00	0.0%
Components of Ending Fund Balance					
a) Nonspendable					
Revolving Cash		9711	0.00	0.00	0.0%
Stores		9712	0.00	0.00	0.0%
Prepaid Items		9713	0.00	0.00	0.0%
All Others		9719	0.00	0.00	0.0%
b) Restricted		9740	0.00	0.00	0.0%
c) Committed					
Stabilization Arrangements		9750	0.00	0.00	0.0%
Other Commitments		9760	0.00	0.00	0.0%
d) Assigned					
Other Assignments		9780	0.00	0.00	0.0%
e) Unassigned/Unappropriated					
Reserve for Economic Uncertainties		9789	0.00	0.00	0.0%
Unassigned/Unappropriated Amount		9790	0.00	0.00	0.0%
G. ASSETS					
1) Cash					
a) in County Treasury		9110	0.00		
1) Fair Value Adjustment to Cash in County Treasury		9111	0.00		
b) in Banks		9120	0.00		
c) in Revolving Cash Account		9130	0.00		
d) with Fiscal Agent/Trustee		9135	0.00		
e) Collections Awaiting Deposit		9140	0.00		

Description	Resource Codes	Object Codes	2025-26 Estimated Actuals	2026-27 Budget	Percent Difference
2) Investments		9150	0.00		
3) Accounts Receivable		9200	0.00		
4) Due from Grantor Government		9290	0.00		
5) Due from Other Funds		9310	0.00		
6) Stores		9320	0.00		
7) Prepaid Expenditures		9330	0.00		
8) Other Current Assets		9340	0.00		
9) Lease Receivable		9380	0.00		
10) TOTAL, ASSETS			0.00		
H. DEFERRED OUTFLOWS OF RESOURCES					
1) Deferred Outflows of Resources		9490	0.00		
2) TOTAL, DEFERRED OUTFLOWS			0.00		
I. LIABILITIES					
1) Accounts Payable		9500	0.00		
2) Due to Grantor Governments		9590	0.00		
3) Due to Other Funds		9610	0.00		
4) Current Loans		9640	0.00		
5) Unearned Revenue		9650	0.00		
6) TOTAL, LIABILITIES			0.00		
J. DEFERRED INFLOWS OF RESOURCES					
1) Deferred Inflows of Resources		9690	0.00		
2) TOTAL, DEFERRED INFLOWS			0.00		
K. FUND EQUITY					
Ending Fund Balance, June 30 (G10 + H2) - (I6 + J2)			0.00		
FEDERAL REVENUE					
All Other Federal Revenue		8290	0.00	0.00	0.0%
TOTAL, FEDERAL REVENUE			0.00	0.00	0.0%
OTHER STATE REVENUE					
School Facilities Apportionments		8545	3,226,200.00	0.00	-100.0%
Pass-Through Revenues from State Sources		8587	0.00	0.00	0.0%
All Other State Revenue		8590	0.00	0.00	0.0%
TOTAL, OTHER STATE REVENUE			3,226,200.00	0.00	-100.0%
OTHER LOCAL REVENUE					
Sales					
Sale of Equipment/Supplies		8631	0.00	0.00	0.0%
Leases and Rentals		8650	0.00	0.00	0.0%
Interest		8660	0.00	0.00	0.0%
Net Increase (Decrease) in the Fair Value of Investments		8662	0.00	0.00	0.0%
Other Local Revenue					
All Other Local Revenue		8699	0.00	0.00	0.0%
All Other Transfers In from All Others		8799	0.00	0.00	0.0%
TOTAL, OTHER LOCAL REVENUE			0.00	0.00	0.0%
TOTAL, REVENUES			3,226,200.00	0.00	-100.0%
CLASSIFIED SALARIES					
Classified Support Salaries		2200	0.00	0.00	0.0%
Classified Supervisors' and Administrators' Salaries		2300	0.00	0.00	0.0%
Clerical, Technical and Office Salaries		2400	0.00	0.00	0.0%
Other Classified Salaries		2900	0.00	0.00	0.0%
TOTAL, CLASSIFIED SALARIES			0.00	0.00	0.0%
EMPLOYEE BENEFITS					
STRS		3101-3102	0.00	0.00	0.0%
PERS		3201-3202	0.00	0.00	0.0%
OASDI/Medicare/Alternative		3301-3302	0.00	0.00	0.0%
Health and Welfare Benefits		3401-3402	0.00	0.00	0.0%
Unemployment Insurance		3501-3502	0.00	0.00	0.0%
Workers' Compensation		3601-3602	0.00	0.00	0.0%
OPEB, Allocated		3701-3702	0.00	0.00	0.0%
OPEB, Active Employees		3751-3752	0.00	0.00	0.0%
Other Employee Benefits		3901-3902	0.00	0.00	0.0%

Description	Resource Codes	Object Codes	2025-26 Estimated Actuals	2026-27 Budget	Percent Difference
TOTAL, EMPLOYEE BENEFITS			0.00	0.00	0.0%
BOOKS AND SUPPLIES					
Books and Other Reference Materials		4200	0.00	0.00	0.0%
Materials and Supplies		4300	0.00	0.00	0.0%
Noncapitalized Equipment		4400	0.00	0.00	0.0%
TOTAL, BOOKS AND SUPPLIES			0.00	0.00	0.0%
SERVICES AND OTHER OPERATING EXPENDITURES					
Subagreements for Services		5100	0.00	0.00	0.0%
Travel and Conferences		5200	0.00	0.00	0.0%
Insurance		5400-5450	0.00	0.00	0.0%
Operations and Housekeeping Services		5500	0.00	0.00	0.0%
Rentals, Leases, Repairs, and Noncapitalized Improvements		5600	0.00	0.00	0.0%
Transfers of Direct Costs		5710	0.00	0.00	0.0%
Transfers of Direct Costs - Interfund		5750	0.00	0.00	0.0%
Professional/Consulting Services and Operating Expenditures		5800	0.00	0.00	0.0%
Communications		5900	0.00	0.00	0.0%
TOTAL, SERVICES AND OTHER OPERATING EXPENDITURES			0.00	0.00	0.0%
CAPITAL OUTLAY					
Land		6100	0.00	0.00	0.0%
Land Improvements		6170	0.00	0.00	0.0%
Buildings and Improvements of Buildings		6200	0.00	0.00	0.0%
Books and Media for New School Libraries or Major Expansion of School Libraries		6300	0.00	0.00	0.0%
Equipment		6400	0.00	0.00	0.0%
Equipment Replacement		6500	0.00	0.00	0.0%
Lease Assets		6600	0.00	0.00	0.0%
Subscription Assets		6700	0.00	0.00	0.0%
TOTAL, CAPITAL OUTLAY			0.00	0.00	0.0%
OTHER OUTGO (excluding Transfers of Indirect Costs)					
Other Transfers Out					
Transfers of Pass-Through Revenues					
To Districts or Charter Schools		7211	0.00	0.00	0.0%
To County Offices		7212	0.00	0.00	0.0%
To JPAs		7213	0.00	0.00	0.0%
All Other Transfers Out to All Others		7299	0.00	0.00	0.0%
Debt Service					
Debt Service - Interest		7438	0.00	0.00	0.0%
Other Debt Service - Principal		7439	0.00	0.00	0.0%
TOTAL, OTHER OUTGO (excluding Transfers of Indirect Costs)			0.00	0.00	0.0%
TOTAL, EXPENDITURES			0.00	0.00	0.0%
INTERFUND TRANSFERS					
INTERFUND TRANSFERS IN					
To: State School Building Fund/County School Facilities Fund From: All Other Funds		8913	0.00	0.00	0.0%
Other Authorized Interfund Transfers In		8919	0.00	0.00	0.0%
(a) TOTAL, INTERFUND TRANSFERS IN			0.00	0.00	0.0%
INTERFUND TRANSFERS OUT					
To: State School Building Fund/County School Facilities Fund		7613	0.00	0.00	0.0%
Other Authorized Interfund Transfers Out		7619	3,226,202.50	0.00	-100.0%
(b) TOTAL, INTERFUND TRANSFERS OUT			3,226,202.50	0.00	-100.0%
OTHER SOURCES/USES					
SOURCES					
Proceeds					
Proceeds from Disposal of Capital Assets		8953	0.00	0.00	0.0%
Other Sources					
Transfers from Funds of Lapsed/Reorganized LEAs		8965	0.00	0.00	0.0%
Long-Term Debt Proceeds					
Proceeds from Certificates of Participation		8971	0.00	0.00	0.0%
Proceeds from Leases		8972	0.00	0.00	0.0%
Proceeds from Lease Revenue Bonds		8973	0.00	0.00	0.0%
Proceeds from SBITAs		8974	0.00	0.00	0.0%
All Other Financing Sources		8979	0.00	0.00	0.0%

Description	Resource Codes	Object Codes	2025-26 Estimated Actuals	2026-27 Budget	Percent Difference
(c) TOTAL, SOURCES			0.00	0.00	0.0%
USES					
Transfers of Funds from Lapsed/Reorganized LEAs		7651	0.00	0.00	0.0%
(d) TOTAL, USES			0.00	0.00	0.0%
CONTRIBUTIONS					
Contributions from Unrestricted Revenues		8980	0.00	0.00	0.0%
Contributions from Restricted Revenues		8990	0.00	0.00	0.0%
(e) TOTAL, CONTRIBUTIONS			0.00	0.00	0.0%
TOTAL, OTHER FINANCING SOURCES/USES (a - b + c - d + e)			(3,226,202.50)	0.00	-100.0%

Description	Function Codes	Object Codes	2025-26 Estimated Actuals	2026-27 Budget	Percent Difference
A. REVENUES					
1) LCFF Sources		8010-8099	0.00	0.00	0.0%
2) Federal Revenue		8100-8299	0.00	0.00	0.0%
3) Other State Revenue		8300-8599	3,226,200.00	0.00	-100.0%
4) Other Local Revenue		8600-8799	0.00	0.00	0.0%
5) TOTAL, REVENUES			3,226,200.00	0.00	-100.0%
B. EXPENDITURES (Objects 1000-7999)					
1) Instruction	1000-1999		0.00	0.00	0.0%
2) Instruction - Related Services	2000-2999		0.00	0.00	0.0%
3) Pupil Services	3000-3999		0.00	0.00	0.0%
4) Ancillary Services	4000-4999		0.00	0.00	0.0%
5) Community Services	5000-5999		0.00	0.00	0.0%
6) Enterprise	6000-6999		0.00	0.00	0.0%
7) General Administration	7000-7999		0.00	0.00	0.0%
8) Plant Services	8000-8999		0.00	0.00	0.0%
9) Other Outgo	9000-9999	Except 7600-7699	0.00	0.00	0.0%
10) TOTAL, EXPENDITURES			0.00	0.00	0.0%
C. EXCESS (DEFICIENCY) OF REVENUES OVER EXPENDITURES BEFORE OTHER FINANCING SOURCES AND USES (A5 -B10)			3,226,200.00	0.00	-100.0%
D. OTHER FINANCING SOURCES/USES					
1) Interfund Transfers					
a) Transfers In		8900-8929	0.00	0.00	0.0%
b) Transfers Out		7600-7629	3,226,202.50	0.00	-100.0%
2) Other Sources/Uses					
a) Sources		8930-8979	0.00	0.00	0.0%
b) Uses		7630-7699	0.00	0.00	0.0%
3) Contributions		8980-8999	0.00	0.00	0.0%
4) TOTAL, OTHER FINANCING SOURCES/USES			(3,226,202.50)	0.00	-100.0%
E. NET INCREASE (DECREASE) IN FUND BALANCE (C + D4)			(2.50)	0.00	-100.0%
F. FUND BALANCE, RESERVES					
1) Beginning Fund Balance					
a) As of July 1 - Unaudited		9791	2.50	0.00	-100.0%
b) Audit Adjustments		9793	0.00	0.00	0.0%
c) As of July 1 - Audited (F1a + F1b)			2.50	0.00	-100.0%
d) Other Restatements		9795	0.00	0.00	0.0%
e) Adjusted Beginning Balance (F1c + F1d)			2.50	0.00	-100.0%
2) Ending Balance, June 30 (E + F1e)			0.00	0.00	0.0%
Components of Ending Fund Balance					
a) Nonspendable					
Revolving Cash		9711	0.00	0.00	0.0%
Stores		9712	0.00	0.00	0.0%
Prepaid Items		9713	0.00	0.00	0.0%
All Others		9719	0.00	0.00	0.0%
b) Restricted		9740	0.00	0.00	0.0%
c) Committed					
Stabilization Arrangements		9750	0.00	0.00	0.0%
Other Commitments (by Resource/Object)		9760	0.00	0.00	0.0%
d) Assigned					
Other Assignments (by Resource/Object)		9780	0.00	0.00	0.0%
e) Unassigned/Unappropriated					
Reserve for Economic Uncertainties		9789	0.00	0.00	0.0%
Unassigned/Unappropriated Amount		9790	0.00	0.00	0.0%

Resource	Description	2025-26 Estimated Actuals	2026-27 Budget
Total, Restricted Balance		0.00	0.00

Description	Resource Codes	Object Codes	2025-26 Estimated Actuals	2026-27 Budget	Percent Difference
A. REVENUES					
1) LCFF Sources		8010-8099	0.00	0.00	0.0%
2) Federal Revenue		8100-8299	0.00	0.00	0.0%
3) Other State Revenue		8300-8599	0.00	0.00	0.0%
4) Other Local Revenue		8600-8799	2,775,810.00	2,317,089.00	-16.5%
5) TOTAL, REVENUES			2,775,810.00	2,317,089.00	-16.5%
B. EXPENDITURES					
1) Certificated Salaries		1000-1999	0.00	0.00	0.0%
2) Classified Salaries		2000-2999	0.00	0.00	0.0%
3) Employee Benefits		3000-3999	0.00	0.00	0.0%
4) Books and Supplies		4000-4999	76,917.02	58,420.00	-24.0%
5) Services and Other Operating Expenditures		5000-5999	1,384.30	0.00	-100.0%
6) Capital Outlay		6000-6999	27,490,712.58	28,754,171.00	4.6%
7) Other Outgo (excluding Transfers of Indirect Costs)		7100-7299, 7400-7499	0.00	0.00	0.0%
8) Other Outgo - Transfers of Indirect Costs		7300-7399	0.00	0.00	0.0%
9) TOTAL, EXPENDITURES			27,569,013.90	28,812,591.00	4.5%
C. EXCESS (DEFICIENCY) OF REVENUES OVER EXPENDITURES BEFORE OTHER FINANCING SOURCES AND USES (A5 - B9)			(24,793,203.90)	(26,495,502.00)	6.9%
D. OTHER FINANCING SOURCES/USES					
1) Interfund Transfers					
a) Transfers In		8900-8929	7,427,048.50	4,800,000.00	-35.4%
b) Transfers Out		7600-7629	2,300,846.00	2,200,000.00	-4.4%
2) Other Sources/Uses					
a) Sources		8930-8979	0.00	0.00	0.0%
b) Uses		7630-7699	0.00	0.00	0.0%
3) Contributions		8980-8999	0.00	0.00	0.0%
4) TOTAL, OTHER FINANCING SOURCES/USES			5,126,202.50	2,600,000.00	-49.3%
E. NET INCREASE (DECREASE) IN FUND BALANCE (C + D4)			(19,667,001.40)	(23,895,502.00)	21.5%
F. FUND BALANCE, RESERVES					
1) Beginning Fund Balance					
a) As of July 1 - Unaudited		9791	55,861,920.94	36,194,919.54	-35.2%
b) Audit Adjustments		9793	0.00	0.00	0.0%
c) As of July 1 - Audited (F1a + F1b)			55,861,920.94	36,194,919.54	-35.2%
d) Other Restatements		9795	0.00	0.00	0.0%
e) Adjusted Beginning Balance (F1c + F1d)			55,861,920.94	36,194,919.54	-35.2%
2) Ending Balance, June 30 (E + F1e)			36,194,919.54	12,299,417.54	-66.0%
Components of Ending Fund Balance					
a) Nonspendable					
Revolving Cash		9711	0.00	0.00	0.0%
Stores		9712	0.00	0.00	0.0%
Prepaid Items		9713	0.00	0.00	0.0%
All Others		9719	0.00	0.00	0.0%
b) Restricted		9740	36,136,331.65	12,299,249.65	-66.0%
c) Committed					
Stabilization Arrangements		9750	0.00	0.00	0.0%
Other Commitments		9760	0.00	0.00	0.0%
d) Assigned					
Other Assignments		9780	58,587.89	167.89	-99.7%
e) Unassigned/Unappropriated					
Reserve for Economic Uncertainties		9789	0.00	0.00	0.0%
Unassigned/Unappropriated Amount		9790	0.00	0.00	0.0%
G. ASSETS					
1) Cash					
a) in County Treasury		9110	36,194,919.54		
1) Fair Value Adjustment to Cash in County Treasury		9111	0.00		
b) in Banks		9120	0.00		
c) in Revolving Cash Account		9130	0.00		
d) with Fiscal Agent/Trustee		9135	0.00		
e) Collections Awaiting Deposit		9140	0.00		

Description	Resource Codes	Object Codes	2025-26 Estimated Actuals	2026-27 Budget	Percent Difference
2) Investments		9150	0.00		
3) Accounts Receivable		9200	0.00		
4) Due from Grantor Government		9290	0.00		
5) Due from Other Funds		9310	0.00		
6) Stores		9320	0.00		
7) Prepaid Expenditures		9330	0.00		
8) Other Current Assets		9340	0.00		
9) Lease Receivable		9380	0.00		
10) TOTAL, ASSETS			36,194,919.54		
H. DEFERRED OUTFLOWS OF RESOURCES					
1) Deferred Outflows of Resources		9490	0.00		
2) TOTAL, DEFERRED OUTFLOWS			0.00		
I. LIABILITIES					
1) Accounts Payable		9500	0.00		
2) Due to Grantor Governments		9590	0.00		
3) Due to Other Funds		9610	0.00		
4) Current Loans		9640	0.00		
5) Unearned Revenue		9650	0.00		
6) TOTAL, LIABILITIES			0.00		
J. DEFERRED INFLOWS OF RESOURCES					
1) Deferred Inflows of Resources		9690	0.00		
2) TOTAL, DEFERRED INFLOWS			0.00		
K. FUND EQUITY					
Ending Fund Balance, June 30 (G10 + H2) - (I6 + J2)			36,194,919.54		
FEDERAL REVENUE					
FEMA		8281	0.00	0.00	0.0%
All Other Federal Revenue		8290	0.00	0.00	0.0%
TOTAL, FEDERAL REVENUE			0.00	0.00	0.0%
OTHER STATE REVENUE					
Pass-Through Revenues from State Sources		8587	0.00	0.00	0.0%
California Clean Energy Jobs Act	6230	8590	0.00	0.00	0.0%
All Other State Revenue	All Other	8590	0.00	0.00	0.0%
TOTAL, OTHER STATE REVENUE			0.00	0.00	0.0%
OTHER LOCAL REVENUE					
Other Local Revenue					
Community Redevelopment Funds Not Subject to LCFF Deduction		8625	0.00	0.00	0.0%
Sales					
Sale of Equipment/Supplies		8631	0.00	0.00	0.0%
Leases and Rentals		8650	0.00	0.00	0.0%
Interest		8660	2,775,810.00	2,317,089.00	-16.5%
Net Increase (Decrease) in the Fair Value of Investments		8662	0.00	0.00	0.0%
Other Local Revenue					
All Other Local Revenue		8699	0.00	0.00	0.0%
All Other Transfers In from All Others		8799	0.00	0.00	0.0%
TOTAL, OTHER LOCAL REVENUE			2,775,810.00	2,317,089.00	-16.5%
TOTAL, REVENUES			2,775,810.00	2,317,089.00	-16.5%
CLASSIFIED SALARIES					
Classified Support Salaries		2200	0.00	0.00	0.0%
Classified Supervisors' and Administrators' Salaries		2300	0.00	0.00	0.0%
Clerical, Technical and Office Salaries		2400	0.00	0.00	0.0%
Other Classified Salaries		2900	0.00	0.00	0.0%
TOTAL, CLASSIFIED SALARIES			0.00	0.00	0.0%
EMPLOYEE BENEFITS					
STRS		3101-3102	0.00	0.00	0.0%
PERS		3201-3202	0.00	0.00	0.0%
OASDI/Medicare/Alternative		3301-3302	0.00	0.00	0.0%
Health and Welfare Benefits		3401-3402	0.00	0.00	0.0%
Unemployment Insurance		3501-3502	0.00	0.00	0.0%
Workers' Compensation		3601-3602	0.00	0.00	0.0%

Description	Resource Codes	Object Codes	2025-26 Estimated Actuals	2026-27 Budget	Percent Difference
OPEB, Allocated		3701-3702	0.00	0.00	0.0%
OPEB, Active Employees		3751-3752	0.00	0.00	0.0%
Other Employee Benefits		3901-3902	0.00	0.00	0.0%
TOTAL, EMPLOYEE BENEFITS			0.00	0.00	0.0%
BOOKS AND SUPPLIES					
Books and Other Reference Materials		4200	0.00	0.00	0.0%
Materials and Supplies		4300	47,217.90	42,013.00	-11.0%
Noncapitalized Equipment		4400	29,699.12	16,407.00	-44.8%
TOTAL, BOOKS AND SUPPLIES			76,917.02	58,420.00	-24.0%
SERVICES AND OTHER OPERATING EXPENDITURES					
Subagreements for Services		5100	0.00	0.00	0.0%
Travel and Conferences		5200	0.00	0.00	0.0%
Insurance		5400-5450	0.00	0.00	0.0%
Operations and Housekeeping Services		5500	0.00	0.00	0.0%
Rentals, Leases, Repairs, and Noncapitalized Improvements		5600	1,384.30	0.00	-100.0%
Transfers of Direct Costs		5710	0.00	0.00	0.0%
Transfers of Direct Costs - Interfund		5750	0.00	0.00	0.0%
Professional/Consulting Services and Operating Expenditures		5800	0.00	0.00	0.0%
Communications		5900	0.00	0.00	0.0%
TOTAL, SERVICES AND OTHER OPERATING EXPENDITURES			1,384.30	0.00	-100.0%
CAPITAL OUTLAY					
Land		6100	0.00	0.00	0.0%
Land Improvements		6170	0.00	0.00	0.0%
Buildings and Improvements of Buildings		6200	27,490,712.58	28,754,171.00	4.6%
Books and Media for New School Libraries or Major Expansion of School Libraries		6300	0.00	0.00	0.0%
Equipment		6400	0.00	0.00	0.0%
Equipment Replacement		6500	0.00	0.00	0.0%
Lease Assets		6600	0.00	0.00	0.0%
Subscription Assets		6700	0.00	0.00	0.0%
TOTAL, CAPITAL OUTLAY			27,490,712.58	28,754,171.00	4.6%
OTHER OUTGO (excluding Transfers of Indirect Costs)					
Other Transfers Out					
Transfers of Pass-Through Revenues					
To Districts or Charter Schools		7211	0.00	0.00	0.0%
To County Offices		7212	0.00	0.00	0.0%
To JPAs		7213	0.00	0.00	0.0%
All Other Transfers Out to All Others		7299	0.00	0.00	0.0%
Debt Service					
Debt Service - Interest		7438	0.00	0.00	0.0%
Other Debt Service - Principal		7439	0.00	0.00	0.0%
TOTAL, OTHER OUTGO (excluding Transfers of Indirect Costs)			0.00	0.00	0.0%
TOTAL, EXPENDITURES			27,569,013.90	28,812,591.00	4.5%
INTERFUND TRANSFERS					
INTERFUND TRANSFERS IN					
From: General Fund/CSSF		8912	0.00	0.00	0.0%
Other Authorized Interfund Transfers In		8919	7,427,048.50	4,800,000.00	-35.4%
(a) TOTAL, INTERFUND TRANSFERS IN			7,427,048.50	4,800,000.00	-35.4%
INTERFUND TRANSFERS OUT					
To: General Fund/CSSF		7612	0.00	0.00	0.0%
To: State School Building Fund/County School Facilities Fund		7613	0.00	0.00	0.0%
Other Authorized Interfund Transfers Out		7619	2,300,846.00	2,200,000.00	-4.4%
(b) TOTAL, INTERFUND TRANSFERS OUT			2,300,846.00	2,200,000.00	-4.4%
OTHER SOURCES/USES					
SOURCES					
Proceeds					
Proceeds from Disposal of Capital Assets		8953	0.00	0.00	0.0%
Other Sources					
Transfers from Funds of Lapsed/Reorganized LEAs		8965	0.00	0.00	0.0%
Long-Term Debt Proceeds					
Proceeds from Certificates of Participation		8971	0.00	0.00	0.0%

Description	Resource Codes	Object Codes	2025-26 Estimated Actuals	2026-27 Budget	Percent Difference
Proceeds from Leases		8972	0.00	0.00	0.0%
Proceeds from Lease Revenue Bonds		8973	0.00	0.00	0.0%
Proceeds from SBITAs		8974	0.00	0.00	0.0%
All Other Financing Sources		8979	0.00	0.00	0.0%
(c) TOTAL, SOURCES			0.00	0.00	0.0%
USES					
Transfers of Funds from Lapsed/Reorganized LEAs		7651	0.00	0.00	0.0%
All Other Financing Uses		7699	0.00	0.00	0.0%
(d) TOTAL, USES			0.00	0.00	0.0%
CONTRIBUTIONS					
Contributions from Unrestricted Revenues		8980	0.00	0.00	0.0%
Contributions from Restricted Revenues		8990	0.00	0.00	0.0%
(e) TOTAL, CONTRIBUTIONS			0.00	0.00	0.0%
TOTAL, OTHER FINANCING SOURCES/USES (a - b + c - d + e)			5,126,202.50	2,600,000.00	-49.3%

Description	Function Codes	Object Codes	2025-26 Estimated Actuals	2026-27 Budget	Percent Difference
A. REVENUES					
1) LCFF Sources		8010-8099	0.00	0.00	0.0%
2) Federal Revenue		8100-8299	0.00	0.00	0.0%
3) Other State Revenue		8300-8599	0.00	0.00	0.0%
4) Other Local Revenue		8600-8799	2,775,810.00	2,317,089.00	-16.5%
5) TOTAL, REVENUES			2,775,810.00	2,317,089.00	-16.5%
B. EXPENDITURES (Objects 1000-7999)					
1) Instruction	1000-1999		0.00	0.00	0.0%
2) Instruction - Related Services	2000-2999		0.00	0.00	0.0%
3) Pupil Services	3000-3999		0.00	0.00	0.0%
4) Ancillary Services	4000-4999		0.00	0.00	0.0%
5) Community Services	5000-5999		0.00	0.00	0.0%
6) Enterprise	6000-6999		0.00	0.00	0.0%
7) General Administration	7000-7999		0.00	0.00	0.0%
8) Plant Services	8000-8999		27,569,013.90	28,812,591.00	4.5%
9) Other Outgo	9000-9999	Except 7600-7699	0.00	0.00	0.0%
10) TOTAL, EXPENDITURES			27,569,013.90	28,812,591.00	4.5%
C. EXCESS (DEFICIENCY) OF REVENUES OVER EXPENDITURES BEFORE OTHER FINANCING SOURCES AND USES (A5 -B10)			(24,793,203.90)	(26,495,502.00)	6.9%
D. OTHER FINANCING SOURCES/USES					
1) Interfund Transfers					
a) Transfers In		8900-8929	7,427,048.50	4,800,000.00	-35.4%
b) Transfers Out		7600-7629	2,300,846.00	2,200,000.00	-4.4%
2) Other Sources/Uses					
a) Sources		8930-8979	0.00	0.00	0.0%
b) Uses		7630-7699	0.00	0.00	0.0%
3) Contributions		8980-8999	0.00	0.00	0.0%
4) TOTAL, OTHER FINANCING SOURCES/USES			5,126,202.50	2,600,000.00	-49.3%
E. NET INCREASE (DECREASE) IN FUND BALANCE (C + D4)			(19,667,001.40)	(23,895,502.00)	21.5%
F. FUND BALANCE, RESERVES					
1) Beginning Fund Balance					
a) As of July 1 - Unaudited		9791	55,861,920.94	36,194,919.54	-35.2%
b) Audit Adjustments		9793	0.00	0.00	0.0%
c) As of July 1 - Audited (F1a + F1b)			55,861,920.94	36,194,919.54	-35.2%
d) Other Restatements		9795	0.00	0.00	0.0%
e) Adjusted Beginning Balance (F1c + F1d)			55,861,920.94	36,194,919.54	-35.2%
2) Ending Balance, June 30 (E + F1e)			36,194,919.54	12,299,417.54	-66.0%
Components of Ending Fund Balance					
a) Nonspendable					
Revolving Cash		9711	0.00	0.00	0.0%
Stores		9712	0.00	0.00	0.0%
Prepaid Items		9713	0.00	0.00	0.0%
All Others		9719	0.00	0.00	0.0%
b) Restricted		9740	36,136,331.65	12,299,249.65	-66.0%
c) Committed					
Stabilization Arrangements		9750	0.00	0.00	0.0%
Other Commitments (by Resource/Object)		9760	0.00	0.00	0.0%
d) Assigned					
Other Assignments (by Resource/Object)		9780	58,587.89	167.89	-99.7%
e) Unassigned/Unappropriated					
Reserve for Economic Uncertainties		9789	0.00	0.00	0.0%
Unassigned/Unappropriated Amount		9790	0.00	0.00	0.0%

Resource	Description	2025-26 Estimated Actuals	2026-27 Budget
9010	Other Restricted Local	36,136,331.65	12,299,249.65
Total, Restricted Balance		36,136,331.65	12,299,249.65

Description	Resource Codes	Object Codes	2025-26 Estimated Actuals	2026-27 Budget	Percent Difference
A. REVENUES					
1) LCFF Sources		8010-8099	0.00	0.00	0.0%
2) Federal Revenue		8100-8299	0.00	0.00	0.0%
3) Other State Revenue		8300-8599	0.00	0.00	0.0%
4) Other Local Revenue		8600-8799	3,100,000.00	3,100,000.00	0.0%
5) TOTAL, REVENUES			3,100,000.00	3,100,000.00	0.0%
B. EXPENDITURES					
1) Certificated Salaries		1000-1999	0.00	0.00	0.0%
2) Classified Salaries		2000-2999	0.00	0.00	0.0%
3) Employee Benefits		3000-3999	0.00	0.00	0.0%
4) Books and Supplies		4000-4999	0.00	0.00	0.0%
5) Services and Other Operating Expenditures		5000-5999	330,158.00	332,890.00	0.8%
6) Capital Outlay		6000-6999	0.00	0.00	0.0%
7) Other Outgo (excluding Transfers of Indirect Costs)		7100-7299, 7400-7499	0.00	0.00	0.0%
8) Other Outgo - Transfers of Indirect Costs		7300-7399	0.00	0.00	0.0%
9) TOTAL, EXPENDITURES			330,158.00	332,890.00	0.8%
C. EXCESS (DEFICIENCY) OF REVENUES OVER EXPENDITURES BEFORE OTHER FINANCING SOURCES AND USES (A5 - B9)			2,769,842.00	2,767,110.00	-0.1%
D. OTHER FINANCING SOURCES/USES					
1) Interfund Transfers					
a) Transfers In		8900-8929	0.00	0.00	0.0%
b) Transfers Out		7600-7629	0.00	0.00	0.0%
2) Other Sources/Uses					
a) Sources		8930-8979	0.00	0.00	0.0%
b) Uses		7630-7699	0.00	0.00	0.0%
3) Contributions		8980-8999	0.00	0.00	0.0%
4) TOTAL, OTHER FINANCING SOURCES/USES			0.00	0.00	0.0%
E. NET INCREASE (DECREASE) IN FUND BALANCE (C + D4)			2,769,842.00	2,767,110.00	-0.1%
F. FUND BALANCE, RESERVES					
1) Beginning Fund Balance					
a) As of July 1 - Unaudited		9791	19,493,210.48	22,263,052.48	14.2%
b) Audit Adjustments		9793	0.00	0.00	0.0%
c) As of July 1 - Audited (F1a + F1b)			19,493,210.48	22,263,052.48	14.2%
d) Other Restatements		9795	0.00	0.00	0.0%
e) Adjusted Beginning Balance (F1c + F1d)			19,493,210.48	22,263,052.48	14.2%
2) Ending Balance, June 30 (E + F1e)			22,263,052.48	25,030,162.48	12.4%
Components of Ending Fund Balance					
a) Nonspendable					
Revolving Cash		9711	0.00	0.00	0.0%
Stores		9712	0.00	0.00	0.0%
Prepaid Items		9713	0.00	0.00	0.0%
All Others		9719	0.00	0.00	0.0%
b) Restricted		9740	0.00	0.00	0.0%
c) Committed					
Stabilization Arrangements		9750	0.00	0.00	0.0%
Other Commitments		9760	0.00	0.00	0.0%
d) Assigned					
Other Assignments		9780	22,263,052.48	25,030,162.48	12.4%
e) Unassigned/Unappropriated					
Reserve for Economic Uncertainties		9789	0.00	0.00	0.0%
Unassigned/Unappropriated Amount		9790	0.00	0.00	0.0%
G. ASSETS					
1) Cash					
a) in County Treasury		9110	22,263,052.48		
1) Fair Value Adjustment to Cash in County Treasury		9111	0.00		
b) in Banks		9120	0.00		
c) in Revolving Cash Account		9130	0.00		
d) with Fiscal Agent/Trustee		9135	0.00		
e) Collections Awaiting Deposit		9140	0.00		

Description	Resource Codes	Object Codes	2025-26 Estimated Actuals	2026-27 Budget	Percent Difference
2) Investments		9150	0.00		
3) Accounts Receivable		9200	0.00		
4) Due from Grantor Government		9290	0.00		
5) Due from Other Funds		9310	0.00		
6) Stores		9320	0.00		
7) Prepaid Expenditures		9330	0.00		
8) Other Current Assets		9340	0.00		
9) Lease Receivable		9380	0.00		
10) TOTAL, ASSETS			22,263,052.48		
H. DEFERRED OUTFLOWS OF RESOURCES					
1) Deferred Outflows of Resources		9490	0.00		
2) TOTAL, DEFERRED OUTFLOWS			0.00		
I. LIABILITIES					
1) Accounts Payable		9500	0.00		
2) Due to Grantor Governments		9590	0.00		
3) Due to Other Funds		9610	0.00		
4) Current Loans		9640	0.00		
5) Unearned Revenue		9650	0.00		
6) TOTAL, LIABILITIES			0.00		
J. DEFERRED INFLOWS OF RESOURCES					
1) Deferred Inflows of Resources		9690	0.00		
2) TOTAL, DEFERRED INFLOWS			0.00		
K. FUND EQUITY					
Ending Fund Balance, June 30 (G10 + H2) - (I6 + J2)			22,263,052.48		
FEDERAL REVENUE					
All Other Federal Revenue		8290	0.00	0.00	0.0%
TOTAL, FEDERAL REVENUE			0.00	0.00	0.0%
OTHER STATE REVENUE					
Tax Relief Subventions					
Restricted Levies - Other					
Homeowners' Exemptions		8575	0.00	0.00	0.0%
Other Subventions/In-Lieu Taxes		8576	0.00	0.00	0.0%
All Other State Revenue		8590	0.00	0.00	0.0%
TOTAL, OTHER STATE REVENUE			0.00	0.00	0.0%
OTHER LOCAL REVENUE					
Other Local Revenue					
County and District Taxes					
Other Restricted Levies					
Secured Roll		8615	0.00	0.00	0.0%
Unsecured Roll		8616	0.00	0.00	0.0%
Prior Years' Taxes		8617	0.00	0.00	0.0%
Supplemental Taxes		8618	0.00	0.00	0.0%
Non-Ad Valorem Taxes					
Parcel Taxes		8621	0.00	0.00	0.0%
Other		8622	2,500,000.00	2,500,000.00	0.0%
Community Redevelopment Funds Not Subject to LCFF Deduction		8625	0.00	0.00	0.0%
Penalties and Interest from Delinquent Non-LCFF Taxes		8629	0.00	0.00	0.0%
Sales					
Sale of Equipment/Supplies		8631	0.00	0.00	0.0%
Leases and Rentals		8650	0.00	0.00	0.0%
Interest		8660	600,000.00	600,000.00	0.0%
Net Increase (Decrease) in the Fair Value of Investments		8662	0.00	0.00	0.0%
Other Local Revenue					
All Other Local Revenue		8699	0.00	0.00	0.0%
All Other Transfers In from All Others		8799	0.00	0.00	0.0%
TOTAL, OTHER LOCAL REVENUE			3,100,000.00	3,100,000.00	0.0%
TOTAL, REVENUES			3,100,000.00	3,100,000.00	0.0%
CLASSIFIED SALARIES					
Classified Support Salaries		2200	0.00	0.00	0.0%

Description	Resource Codes	Object Codes	2025-26 Estimated Actuals	2026-27 Budget	Percent Difference
Classified Supervisors' and Administrators' Salaries		2300	0.00	0.00	0.0%
Clerical, Technical and Office Salaries		2400	0.00	0.00	0.0%
Other Classified Salaries		2900	0.00	0.00	0.0%
TOTAL, CLASSIFIED SALARIES			0.00	0.00	0.0%
EMPLOYEE BENEFITS					
STRS		3101-3102	0.00	0.00	0.0%
PERS		3201-3202	0.00	0.00	0.0%
OASDI/Medicare/Alternative		3301-3302	0.00	0.00	0.0%
Health and Welfare Benefits		3401-3402	0.00	0.00	0.0%
Unemployment Insurance		3501-3502	0.00	0.00	0.0%
Workers' Compensation		3601-3602	0.00	0.00	0.0%
OPEB, Allocated		3701-3702	0.00	0.00	0.0%
OPEB, Active Employees		3751-3752	0.00	0.00	0.0%
Other Employee Benefits		3901-3902	0.00	0.00	0.0%
TOTAL, EMPLOYEE BENEFITS			0.00	0.00	0.0%
BOOKS AND SUPPLIES					
Books and Other Reference Materials		4200	0.00	0.00	0.0%
Materials and Supplies		4300	0.00	0.00	0.0%
Noncapitalized Equipment		4400	0.00	0.00	0.0%
TOTAL, BOOKS AND SUPPLIES			0.00	0.00	0.0%
SERVICES AND OTHER OPERATING EXPENDITURES					
Subagreements for Services		5100	0.00	0.00	0.0%
Travel and Conferences		5200	0.00	0.00	0.0%
Insurance		5400-5450	0.00	0.00	0.0%
Operations and Housekeeping Services		5500	0.00	0.00	0.0%
Rentals, Leases, Repairs, and Noncapitalized Improvements		5600	0.00	0.00	0.0%
Transfers of Direct Costs		5710	0.00	0.00	0.0%
Transfers of Direct Costs - Interfund		5750	210,158.00	212,890.00	1.3%
Professional/Consulting Services and Operating Expenditures		5800	120,000.00	120,000.00	0.0%
Communications		5900	0.00	0.00	0.0%
TOTAL, SERVICES AND OTHER OPERATING EXPENDITURES			330,158.00	332,890.00	0.8%
CAPITAL OUTLAY					
Land		6100	0.00	0.00	0.0%
Land Improvements		6170	0.00	0.00	0.0%
Buildings and Improvements of Buildings		6200	0.00	0.00	0.0%
Books and Media for New School Libraries or Major Expansion of School Libraries		6300	0.00	0.00	0.0%
Equipment		6400	0.00	0.00	0.0%
Equipment Replacement		6500	0.00	0.00	0.0%
Lease Assets		6600	0.00	0.00	0.0%
Subscription Assets		6700	0.00	0.00	0.0%
TOTAL, CAPITAL OUTLAY			0.00	0.00	0.0%
OTHER OUTGO (excluding Transfers of Indirect Costs)					
Other Transfers Out					
Transfers of Pass-Through Revenues					
To Districts or Charter Schools		7211	0.00	0.00	0.0%
To County Offices		7212	0.00	0.00	0.0%
To JPAs		7213	0.00	0.00	0.0%
All Other Transfers Out to All Others		7299	0.00	0.00	0.0%
Debt Service					
Repayment of State School Building Fund Aid - Proceeds from Bonds		7435	0.00	0.00	0.0%
Debt Service - Interest		7438	0.00	0.00	0.0%
Other Debt Service - Principal		7439	0.00	0.00	0.0%
TOTAL, OTHER OUTGO (excluding Transfers of Indirect Costs)			0.00	0.00	0.0%
TOTAL, EXPENDITURES			330,158.00	332,890.00	0.8%
INTERFUND TRANSFERS					
INTERFUND TRANSFERS IN					
Other Authorized Interfund Transfers In		8919	0.00	0.00	0.0%
(a) TOTAL, INTERFUND TRANSFERS IN			0.00	0.00	0.0%
INTERFUND TRANSFERS OUT					

Description	Resource Codes	Object Codes	2025-26 Estimated Actuals	2026-27 Budget	Percent Difference
To: State School Building Fund/County School Facilities Fund		7613	0.00	0.00	0.0%
Other Authorized Interfund Transfers Out		7619	0.00	0.00	0.0%
(b) TOTAL, INTERFUND TRANSFERS OUT			0.00	0.00	0.0%
OTHER SOURCES/USES					
SOURCES					
Proceeds					
Proceeds from Sale of Bonds		8951	0.00	0.00	0.0%
Other Sources					
County School Bldg Aid		8961	0.00	0.00	0.0%
Transfers from Funds of Lapsed/Reorganized LEAs		8965	0.00	0.00	0.0%
Long-Term Debt Proceeds					
Proceeds from Certificates of Participation		8971	0.00	0.00	0.0%
Proceeds from Leases		8972	0.00	0.00	0.0%
Proceeds from Lease Revenue Bonds		8973	0.00	0.00	0.0%
Proceeds from SBITAs		8974	0.00	0.00	0.0%
All Other Financing Sources		8979	0.00	0.00	0.0%
(c) TOTAL, SOURCES			0.00	0.00	0.0%
USES					
Transfers of Funds from Lapsed/Reorganized LEAs		7651	0.00	0.00	0.0%
All Other Financing Uses		7699	0.00	0.00	0.0%
(d) TOTAL, USES			0.00	0.00	0.0%
CONTRIBUTIONS					
Contributions from Unrestricted Revenues		8980	0.00	0.00	0.0%
Contributions from Restricted Revenues		8990	0.00	0.00	0.0%
(e) TOTAL, CONTRIBUTIONS			0.00	0.00	0.0%
TOTAL, OTHER FINANCING SOURCES/USES (a - b + c - d + e)			0.00	0.00	0.0%

Description	Function Codes	Object Codes	2025-26 Estimated Actuals	2026-27 Budget	Percent Difference
A. REVENUES					
1) LCFF Sources		8010-8099	0.00	0.00	0.0%
2) Federal Revenue		8100-8299	0.00	0.00	0.0%
3) Other State Revenue		8300-8599	0.00	0.00	0.0%
4) Other Local Revenue		8600-8799	3,100,000.00	3,100,000.00	0.0%
5) TOTAL, REVENUES			3,100,000.00	3,100,000.00	0.0%
B. EXPENDITURES (Objects 1000-7999)					
1) Instruction	1000-1999		0.00	0.00	0.0%
2) Instruction - Related Services	2000-2999		0.00	0.00	0.0%
3) Pupil Services	3000-3999		0.00	0.00	0.0%
4) Ancillary Services	4000-4999		0.00	0.00	0.0%
5) Community Services	5000-5999		0.00	0.00	0.0%
6) Enterprise	6000-6999		0.00	0.00	0.0%
7) General Administration	7000-7999		0.00	0.00	0.0%
8) Plant Services	8000-8999		330,158.00	332,890.00	0.8%
9) Other Outgo	9000-9999	Except 7600-7699	0.00	0.00	0.0%
10) TOTAL, EXPENDITURES			330,158.00	332,890.00	0.8%
C. EXCESS (DEFICIENCY) OF REVENUES OVER EXPENDITURES BEFORE OTHER FINANCING SOURCES AND USES (A5 -B10)			2,769,842.00	2,767,110.00	-0.1%
D. OTHER FINANCING SOURCES/USES					
1) Interfund Transfers					
a) Transfers In		8900-8929	0.00	0.00	0.0%
b) Transfers Out		7600-7629	0.00	0.00	0.0%
2) Other Sources/Uses					
a) Sources		8930-8979	0.00	0.00	0.0%
b) Uses		7630-7699	0.00	0.00	0.0%
3) Contributions		8980-8999	0.00	0.00	0.0%
4) TOTAL, OTHER FINANCING SOURCES/USES			0.00	0.00	0.0%
E. NET INCREASE (DECREASE) IN FUND BALANCE (C + D4)			2,769,842.00	2,767,110.00	-0.1%
F. FUND BALANCE, RESERVES					
1) Beginning Fund Balance					
a) As of July 1 - Unaudited		9791	19,493,210.48	22,263,052.48	14.2%
b) Audit Adjustments		9793	0.00	0.00	0.0%
c) As of July 1 - Audited (F1a + F1b)			19,493,210.48	22,263,052.48	14.2%
d) Other Restatements		9795	0.00	0.00	0.0%
e) Adjusted Beginning Balance (F1c + F1d)			19,493,210.48	22,263,052.48	14.2%
2) Ending Balance, June 30 (E + F1e)			22,263,052.48	25,030,162.48	12.4%
Components of Ending Fund Balance					
a) Nonspendable					
Revolving Cash		9711	0.00	0.00	0.0%
Stores		9712	0.00	0.00	0.0%
Prepaid Items		9713	0.00	0.00	0.0%
All Others		9719	0.00	0.00	0.0%
b) Restricted		9740	0.00	0.00	0.0%
c) Committed					
Stabilization Arrangements		9750	0.00	0.00	0.0%
Other Commitments (by Resource/Object)		9760	0.00	0.00	0.0%
d) Assigned					
Other Assignments (by Resource/Object)		9780	22,263,052.48	25,030,162.48	12.4%
e) Unassigned/Unappropriated					
Reserve for Economic Uncertainties		9789	0.00	0.00	0.0%
Unassigned/Unappropriated Amount		9790	0.00	0.00	0.0%

Resource	Description	2025-26 Estimated Actuals	2026-27 Budget
Total, Restricted Balance		0.00	0.00

Description	Resource Codes	Object Codes	2025-26 Estimated Actuals	2026-27 Budget	Percent Difference
A. REVENUES					
1) LCFF Sources		8010-8099	0.00	0.00	0.0%
2) Federal Revenue		8100-8299	0.00	0.00	0.0%
3) Other State Revenue		8300-8599	13,147.00	13,681.00	4.1%
4) Other Local Revenue		8600-8799	3,856,437.00	4,261,908.00	10.5%
5) TOTAL, REVENUES			3,869,584.00	4,275,589.00	10.5%
B. EXPENDITURES					
1) Certificated Salaries		1000-1999	0.00	0.00	0.0%
2) Classified Salaries		2000-2999	0.00	0.00	0.0%
3) Employee Benefits		3000-3999	0.00	0.00	0.0%
4) Books and Supplies		4000-4999	0.00	0.00	0.0%
5) Services and Other Operating Expenditures		5000-5999	0.00	0.00	0.0%
6) Capital Outlay		6000-6999	0.00	0.00	0.0%
7) Other Outgo (excluding Transfers of Indirect Costs)		7100-7299, 7400-7499	7,240,954.00	7,167,471.00	-1.0%
8) Other Outgo - Transfers of Indirect Costs		7300-7399	0.00	0.00	0.0%
9) TOTAL, EXPENDITURES			7,240,954.00	7,167,471.00	-1.0%
C. EXCESS (DEFICIENCY) OF REVENUES OVER EXPENDITURES BEFORE OTHER FINANCING SOURCES AND USES (A5 - B9)			(3,371,370.00)	(2,891,882.00)	-14.2%
D. OTHER FINANCING SOURCES/USES					
1) Interfund Transfers					
a) Transfers In		8900-8929	0.00	0.00	0.0%
b) Transfers Out		7600-7629	0.00	0.00	0.0%
2) Other Sources/Uses					
a) Sources		8930-8979	425,947.00	0.00	-100.0%
b) Uses		7630-7699	0.00	0.00	0.0%
3) Contributions		8980-8999	0.00	0.00	0.0%
4) TOTAL, OTHER FINANCING SOURCES/USES			425,947.00	0.00	-100.0%
E. NET INCREASE (DECREASE) IN FUND BALANCE (C + D4)			(2,945,423.00)	(2,891,882.00)	-1.8%
F. FUND BALANCE, RESERVES					
1) Beginning Fund Balance					
a) As of July 1 - Unaudited		9791	5,837,305.90	2,891,882.90	-50.5%
b) Audit Adjustments		9793	0.00	0.00	0.0%
c) As of July 1 - Audited (F1a + F1b)			5,837,305.90	2,891,882.90	-50.5%
d) Other Restatements		9795	0.00	0.00	0.0%
e) Adjusted Beginning Balance (F1c + F1d)			5,837,305.90	2,891,882.90	-50.5%
2) Ending Balance, June 30 (E + F1e)			2,891,882.90	.90	-100.0%
Components of Ending Fund Balance					
a) Nonspendable					
Revolving Cash		9711	0.00	0.00	0.0%
Stores		9712	0.00	0.00	0.0%
Prepaid Items		9713	0.00	0.00	0.0%
All Others		9719	0.00	0.00	0.0%
b) Restricted		9740	2,891,882.90	.90	-100.0%
c) Committed					
Stabilization Arrangements		9750	0.00	0.00	0.0%
Other Commitments		9760	0.00	0.00	0.0%
d) Assigned					
Other Assignments		9780	0.00	0.00	0.0%
e) Unassigned/Unappropriated					
Reserve for Economic Uncertainties		9789	0.00	0.00	0.0%
Unassigned/Unappropriated Amount		9790	0.00	0.00	0.0%
G. ASSETS					
1) Cash					
a) in County Treasury		9110	2,891,882.90		
1) Fair Value Adjustment to Cash in County Treasury		9111	0.00		
b) in Banks		9120	0.00		
c) in Revolving Cash Account		9130	0.00		
d) with Fiscal Agent/Trustee		9135	0.00		
e) Collections Awaiting Deposit		9140	0.00		

Description	Resource Codes	Object Codes	2025-26 Estimated Actuals	2026-27 Budget	Percent Difference
2) Investments		9150	0.00		
3) Accounts Receivable		9200	0.00		
4) Due from Grantor Government		9290	0.00		
5) Due from Other Funds		9310	0.00		
6) Stores		9320	0.00		
7) Prepaid Expenditures		9330	0.00		
8) Other Current Assets		9340	0.00		
9) Lease Receivable		9380	0.00		
10) TOTAL, ASSETS			2,891,882.90		
H. DEFERRED OUTFLOWS OF RESOURCES					
1) Deferred Outflows of Resources		9490	0.00		
2) TOTAL, DEFERRED OUTFLOWS			0.00		
I. LIABILITIES					
1) Accounts Payable		9500	0.00		
2) Due to Grantor Governments		9590	0.00		
3) Due to Other Funds		9610	0.00		
4) Current Loans		9640	0.00		
5) Unearned Revenue		9650	0.00		
6) TOTAL, LIABILITIES			0.00		
J. DEFERRED INFLOWS OF RESOURCES					
1) Deferred Inflows of Resources		9690	0.00		
2) TOTAL, DEFERRED INFLOWS			0.00		
K. FUND EQUITY					
Ending Fund Balance, June 30 (G10 + H2) - (I6 + J2)			2,891,882.90		
FEDERAL REVENUE					
All Other Federal Revenue		8290	0.00	0.00	0.0%
TOTAL, FEDERAL REVENUE			0.00	0.00	0.0%
OTHER STATE REVENUE					
Tax Relief Subventions					
Voted Indebtedness Levies					
Homeowners' Exemptions		8571	13,147.00	13,681.00	4.1%
Other Subventions/In-Lieu Taxes		8572	0.00	0.00	0.0%
TOTAL, OTHER STATE REVENUE			13,147.00	13,681.00	4.1%
OTHER LOCAL REVENUE					
Other Local Revenue					
County and District Taxes					
Voted Indebtedness Levies					
Secured Roll		8611	3,451,546.00	4,052,105.00	17.4%
Unsecured Roll		8612	79,949.00	80,199.00	0.3%
Prior Years' Taxes		8613	79.00	(16,399.00)	-20,858.2%
Supplemental Taxes		8614	68,551.00	124,600.00	81.8%
Penalties and Interest from Delinquent Non-LCFF Taxes		8629	19,811.00	7,918.00	-60.0%
Interest		8660	185,540.00	116,255.00	-37.3%
Net Increase (Decrease) in the Fair Value of Investments		8662	50,961.00	(102,770.00)	-301.7%
Other Local Revenue					
All Other Local Revenue		8699	0.00	0.00	0.0%
All Other Transfers In from All Others		8799	0.00	0.00	0.0%
TOTAL, OTHER LOCAL REVENUE			3,856,437.00	4,261,908.00	10.5%
TOTAL, REVENUES			3,869,584.00	4,275,589.00	10.5%
OTHER OUTGO (excluding Transfers of Indirect Costs)					
Debt Service					
Bond Redemptions		7433	2,746,667.00	2,426,667.00	-11.7%
Bond Interest and Other Service Charges		7434	4,494,287.00	4,740,804.00	5.5%
Debt Service - Interest		7438	0.00	0.00	0.0%
Other Debt Service - Principal		7439	0.00	0.00	0.0%
TOTAL, OTHER OUTGO (excluding Transfers of Indirect Costs)			7,240,954.00	7,167,471.00	-1.0%
TOTAL, EXPENDITURES			7,240,954.00	7,167,471.00	-1.0%
INTERFUND TRANSFERS					
INTERFUND TRANSFERS IN					

Description	Resource Codes	Object Codes	2025-26 Estimated Actuals	2026-27 Budget	Percent Difference
Other Authorized Interfund Transfers In		8919	0.00	0.00	0.0%
(a) TOTAL, INTERFUND TRANSFERS IN			0.00	0.00	0.0%
INTERFUND TRANSFERS OUT					
To: General Fund		7614	0.00	0.00	0.0%
Other Authorized Interfund Transfers Out		7619	0.00	0.00	0.0%
(b) TOTAL, INTERFUND TRANSFERS OUT			0.00	0.00	0.0%
OTHER SOURCES/USES					
SOURCES					
Other Sources					
Transfers from Funds of Lapsed/Reorganized LEAs		8965	0.00	0.00	0.0%
All Other Financing Sources		8979	425,947.00	0.00	-100.0%
(c) TOTAL, SOURCES			425,947.00	0.00	-100.0%
USES					
Transfers of Funds from Lapsed/Reorganized LEAs		7651	0.00	0.00	0.0%
All Other Financing Uses		7699	0.00	0.00	0.0%
(d) TOTAL, USES			0.00	0.00	0.0%
CONTRIBUTIONS					
Contributions from Unrestricted Revenues		8980	0.00	0.00	0.0%
Contributions from Restricted Revenues		8990	0.00	0.00	0.0%
(e) TOTAL, CONTRIBUTIONS			0.00	0.00	0.0%
TOTAL, OTHER FINANCING SOURCES/USES (a - b + c - d + e)			425,947.00	0.00	-100.0%

Description	Function Codes	Object Codes	2025-26 Estimated Actuals	2026-27 Budget	Percent Difference
A. REVENUES					
1) LCFF Sources		8010-8099	0.00	0.00	0.0%
2) Federal Revenue		8100-8299	0.00	0.00	0.0%
3) Other State Revenue		8300-8599	13,147.00	13,681.00	4.1%
4) Other Local Revenue		8600-8799	3,856,437.00	4,261,908.00	10.5%
5) TOTAL, REVENUES			3,869,584.00	4,275,589.00	10.5%
B. EXPENDITURES (Objects 1000-7999)					
1) Instruction	1000-1999		0.00	0.00	0.0%
2) Instruction - Related Services	2000-2999		0.00	0.00	0.0%
3) Pupil Services	3000-3999		0.00	0.00	0.0%
4) Ancillary Services	4000-4999		0.00	0.00	0.0%
5) Community Services	5000-5999		0.00	0.00	0.0%
6) Enterprise	6000-6999		0.00	0.00	0.0%
7) General Administration	7000-7999		0.00	0.00	0.0%
8) Plant Services	8000-8999		0.00	0.00	0.0%
9) Other Outgo	9000-9999	Except 7600-7699	7,240,954.00	7,167,471.00	-1.0%
10) TOTAL, EXPENDITURES			7,240,954.00	7,167,471.00	-1.0%
C. EXCESS (DEFICIENCY) OF REVENUES OVER EXPENDITURES BEFORE OTHER FINANCING SOURCES AND USES (A5 -B10)			(3,371,370.00)	(2,891,882.00)	-14.2%
D. OTHER FINANCING SOURCES/USES					
1) Interfund Transfers					
a) Transfers In		8900-8929	0.00	0.00	0.0%
b) Transfers Out		7600-7629	0.00	0.00	0.0%
2) Other Sources/Uses					
a) Sources		8930-8979	425,947.00	0.00	-100.0%
b) Uses		7630-7699	0.00	0.00	0.0%
3) Contributions		8980-8999	0.00	0.00	0.0%
4) TOTAL, OTHER FINANCING SOURCES/USES			425,947.00	0.00	-100.0%
E. NET INCREASE (DECREASE) IN FUND BALANCE (C + D4)			(2,945,423.00)	(2,891,882.00)	-1.8%
F. FUND BALANCE, RESERVES					
1) Beginning Fund Balance					
a) As of July 1 - Unaudited		9791	5,837,305.90	2,891,882.90	-50.5%
b) Audit Adjustments		9793	0.00	0.00	0.0%
c) As of July 1 - Audited (F1a + F1b)			5,837,305.90	2,891,882.90	-50.5%
d) Other Restatements		9795	0.00	0.00	0.0%
e) Adjusted Beginning Balance (F1c + F1d)			5,837,305.90	2,891,882.90	-50.5%
2) Ending Balance, June 30 (E + F1e)			2,891,882.90	.90	-100.0%
Components of Ending Fund Balance					
a) Nonspendable					
Revolving Cash		9711	0.00	0.00	0.0%
Stores		9712	0.00	0.00	0.0%
Prepaid Items		9713	0.00	0.00	0.0%
All Others		9719	0.00	0.00	0.0%
b) Restricted		9740	2,891,882.90	.90	-100.0%
c) Committed					
Stabilization Arrangements		9750	0.00	0.00	0.0%
Other Commitments (by Resource/Object)		9760	0.00	0.00	0.0%
d) Assigned					
Other Assignments (by Resource/Object)		9780	0.00	0.00	0.0%
e) Unassigned/Unappropriated					
Reserve for Economic Uncertainties		9789	0.00	0.00	0.0%
Unassigned/Unappropriated Amount		9790	0.00	0.00	0.0%

Resource	Description	2025-26 Estimated Actuals	2026-27 Budget
9010	Other Restricted Local	2,891,882.90	.90
Total, Restricted Balance		2,891,882.90	.90

Description	Resource Codes	Object Codes	2025-26 Estimated Actuals	2026-27 Budget	Percent Difference
A. REVENUES					
1) LCFF Sources		8010-8099	0.00	0.00	0.0%
2) Federal Revenue		8100-8299	0.00	0.00	0.0%
3) Other State Revenue		8300-8599	0.00	0.00	0.0%
4) Other Local Revenue		8600-8799	10,700,000.00	10,700,000.00	0.0%
5) TOTAL, REVENUES			10,700,000.00	10,700,000.00	0.0%
B. EXPENDITURES					
1) Certificated Salaries		1000-1999	0.00	0.00	0.0%
2) Classified Salaries		2000-2999	0.00	0.00	0.0%
3) Employee Benefits		3000-3999	0.00	0.00	0.0%
4) Books and Supplies		4000-4999	0.00	0.00	0.0%
5) Services and Other Operating Expenditures		5000-5999	0.00	0.00	0.0%
6) Capital Outlay		6000-6999	0.00	0.00	0.0%
7) Other Outgo (excluding Transfers of Indirect Costs)		7100-7299, 7400-7499	9,000,000.00	9,000,000.00	0.0%
8) Other Outgo - Transfers of Indirect Costs		7300-7399	0.00	0.00	0.0%
9) TOTAL, EXPENDITURES			9,000,000.00	9,000,000.00	0.0%
C. EXCESS (DEFICIENCY) OF REVENUES OVER EXPENDITURES BEFORE OTHER FINANCING SOURCES AND USES (A5 - B9)			1,700,000.00	1,700,000.00	0.0%
D. OTHER FINANCING SOURCES/USES					
1) Interfund Transfers					
a) Transfers In		8900-8929	6,000,000.00	6,500,000.00	8.3%
b) Transfers Out		7600-7629	6,000,000.00	6,500,000.00	8.3%
2) Other Sources/Uses					
a) Sources		8930-8979	0.00	0.00	0.0%
b) Uses		7630-7699	0.00	0.00	0.0%
3) Contributions		8980-8999	0.00	0.00	0.0%
4) TOTAL, OTHER FINANCING SOURCES/USES			0.00	0.00	0.0%
E. NET INCREASE (DECREASE) IN FUND BALANCE (C + D4)			1,700,000.00	1,700,000.00	0.0%
F. FUND BALANCE, RESERVES					
1) Beginning Fund Balance					
a) As of July 1 - Unaudited		9791	72,538,966.32	74,238,966.32	2.3%
b) Audit Adjustments		9793	0.00	0.00	0.0%
c) As of July 1 - Audited (F1a + F1b)			72,538,966.32	74,238,966.32	2.3%
d) Other Restatements		9795	0.00	0.00	0.0%
e) Adjusted Beginning Balance (F1c + F1d)			72,538,966.32	74,238,966.32	2.3%
2) Ending Balance, June 30 (E + F1e)			74,238,966.32	75,938,966.32	2.3%
Components of Ending Fund Balance					
a) Nonspendable					
Revolving Cash		9711	0.00	0.00	0.0%
Stores		9712	0.00	0.00	0.0%
Prepaid Items		9713	0.00	0.00	0.0%
All Others		9719	0.00	0.00	0.0%
b) Restricted		9740	0.00	0.00	0.0%
c) Committed					
Stabilization Arrangements		9750	0.00	0.00	0.0%
Other Commitments		9760	0.00	0.00	0.0%
d) Assigned					
Other Assignments		9780	74,238,966.32	75,938,966.32	2.3%
e) Unassigned/Unappropriated					
Reserve for Economic Uncertainties		9789	0.00	0.00	0.0%
Unassigned/Unappropriated Amount		9790	0.00	0.00	0.0%
G. ASSETS					
1) Cash					
a) in County Treasury		9110	74,238,966.32		
1) Fair Value Adjustment to Cash in County Treasury		9111	0.00		
b) in Banks		9120	0.00		
c) in Revolving Cash Account		9130	0.00		
d) with Fiscal Agent/Trustee		9135	0.00		
e) Collections Awaiting Deposit		9140	0.00		

Description	Resource Codes	Object Codes	2025-26 Estimated Actuals	2026-27 Budget	Percent Difference
2) Investments		9150	0.00		
3) Accounts Receivable		9200	0.00		
4) Due from Grantor Government		9290	0.00		
5) Due from Other Funds		9310	0.00		
6) Stores		9320	0.00		
7) Prepaid Expenditures		9330	0.00		
8) Other Current Assets		9340	0.00		
9) Lease Receivable		9380	0.00		
10) TOTAL, ASSETS			74,238,966.32		
H. DEFERRED OUTFLOWS OF RESOURCES					
1) Deferred Outflows of Resources		9490	0.00		
2) TOTAL, DEFERRED OUTFLOWS			0.00		
I. LIABILITIES					
1) Accounts Payable		9500	0.00		
2) Due to Grantor Governments		9590	0.00		
3) Due to Other Funds		9610	0.00		
4) Current Loans		9640	0.00		
5) Unearned Revenue		9650	0.00		
6) TOTAL, LIABILITIES			0.00		
J. DEFERRED INFLOWS OF RESOURCES					
1) Deferred Inflows of Resources		9690	0.00		
2) TOTAL, DEFERRED INFLOWS			0.00		
K. FUND EQUITY					
Ending Fund Balance, June 30 (G10 + H2) - (I6 + J2)			74,238,966.32		
FEDERAL REVENUE					
All Other Federal Revenue		8290	0.00	0.00	0.0%
TOTAL, FEDERAL REVENUE			0.00	0.00	0.0%
OTHER STATE REVENUE					
Tax Relief Subventions					
Voted Indebtedness Levies					
Homeowners' Exemptions		8571	0.00	0.00	0.0%
Other Subventions/In-Lieu Taxes		8572	0.00	0.00	0.0%
TOTAL, OTHER STATE REVENUE			0.00	0.00	0.0%
OTHER LOCAL REVENUE					
Other Local Revenue					
County and District Taxes					
Voted Indebtedness Levies					
Secured Roll		8611	0.00	0.00	0.0%
Unsecured Roll		8612	0.00	0.00	0.0%
Prior Years' Taxes		8613	0.00	0.00	0.0%
Supplemental Taxes		8614	0.00	0.00	0.0%
Non-Ad Valorem Taxes					
Other		8622	8,300,000.00	8,300,000.00	0.0%
Penalties and Interest from Delinquent Non-LCFF Taxes		8629	0.00	0.00	0.0%
Interest		8660	2,400,000.00	2,400,000.00	0.0%
Net Increase (Decrease) in the Fair Value of Investments		8662	0.00	0.00	0.0%
Other Local Revenue					
All Other Local Revenue		8699	0.00	0.00	0.0%
All Other Transfers In from All Others		8799	0.00	0.00	0.0%
TOTAL, OTHER LOCAL REVENUE			10,700,000.00	10,700,000.00	0.0%
TOTAL, REVENUES			10,700,000.00	10,700,000.00	0.0%
OTHER OUTGO (excluding Transfers of Indirect Costs)					
Debt Service					
Bond Redemptions		7433	6,000,000.00	6,000,000.00	0.0%
Bond Interest and Other Service Charges		7434	3,000,000.00	3,000,000.00	0.0%
Debt Service - Interest		7438	0.00	0.00	0.0%
Other Debt Service - Principal		7439	0.00	0.00	0.0%
TOTAL, OTHER OUTGO (excluding Transfers of Indirect Costs)			9,000,000.00	9,000,000.00	0.0%
TOTAL, EXPENDITURES			9,000,000.00	9,000,000.00	0.0%

Description	Resource Codes	Object Codes	2025-26 Estimated Actuals	2026-27 Budget	Percent Difference
INTERFUND TRANSFERS					
INTERFUND TRANSFERS IN					
Other Authorized Interfund Transfers In		8919	6,000,000.00	6,500,000.00	8.3%
(a) TOTAL, INTERFUND TRANSFERS IN			6,000,000.00	6,500,000.00	8.3%
INTERFUND TRANSFERS OUT					
Other Authorized Interfund Transfers Out		7619	6,000,000.00	6,500,000.00	8.3%
(b) TOTAL, INTERFUND TRANSFERS OUT			6,000,000.00	6,500,000.00	8.3%
OTHER SOURCES/USES					
SOURCES					
Other Sources					
Transfers from Funds of Lapsed/Reorganized LEAs		8965	0.00	0.00	0.0%
All Other Financing Sources		8979	0.00	0.00	0.0%
(c) TOTAL, SOURCES			0.00	0.00	0.0%
USES					
Transfers of Funds from Lapsed/Reorganized LEAs		7651	0.00	0.00	0.0%
All Other Financing Uses		7699	0.00	0.00	0.0%
(d) TOTAL, USES			0.00	0.00	0.0%
CONTRIBUTIONS					
Contributions from Unrestricted Revenues		8980	0.00	0.00	0.0%
Contributions from Restricted Revenues		8990	0.00	0.00	0.0%
(e) TOTAL, CONTRIBUTIONS			0.00	0.00	0.0%
TOTAL, OTHER FINANCING SOURCES/USES (a - b + c - d + e)			0.00	0.00	0.0%

Description	Function Codes	Object Codes	2025-26 Estimated Actuals	2026-27 Budget	Percent Difference
A. REVENUES					
1) LCFF Sources		8010-8099	0.00	0.00	0.0%
2) Federal Revenue		8100-8299	0.00	0.00	0.0%
3) Other State Revenue		8300-8599	0.00	0.00	0.0%
4) Other Local Revenue		8600-8799	10,700,000.00	10,700,000.00	0.0%
5) TOTAL, REVENUES			10,700,000.00	10,700,000.00	0.0%
B. EXPENDITURES (Objects 1000-7999)					
1) Instruction	1000-1999		0.00	0.00	0.0%
2) Instruction - Related Services	2000-2999		0.00	0.00	0.0%
3) Pupil Services	3000-3999		0.00	0.00	0.0%
4) Ancillary Services	4000-4999		0.00	0.00	0.0%
5) Community Services	5000-5999		0.00	0.00	0.0%
6) Enterprise	6000-6999		0.00	0.00	0.0%
7) General Administration	7000-7999		0.00	0.00	0.0%
8) Plant Services	8000-8999		0.00	0.00	0.0%
9) Other Outgo	9000-9999	Except 7600-7699	9,000,000.00	9,000,000.00	0.0%
10) TOTAL, EXPENDITURES			9,000,000.00	9,000,000.00	0.0%
C. EXCESS (DEFICIENCY) OF REVENUES OVER EXPENDITURES BEFORE OTHER FINANCING SOURCES AND USES (A5 -B10)			1,700,000.00	1,700,000.00	0.0%
D. OTHER FINANCING SOURCES/USES					
1) Interfund Transfers					
a) Transfers In		8900-8929	6,000,000.00	6,500,000.00	8.3%
b) Transfers Out		7600-7629	6,000,000.00	6,500,000.00	8.3%
2) Other Sources/Uses					
a) Sources		8930-8979	0.00	0.00	0.0%
b) Uses		7630-7699	0.00	0.00	0.0%
3) Contributions		8980-8999	0.00	0.00	0.0%
4) TOTAL, OTHER FINANCING SOURCES/USES			0.00	0.00	0.0%
E. NET INCREASE (DECREASE) IN FUND BALANCE (C + D4)			1,700,000.00	1,700,000.00	0.0%
F. FUND BALANCE, RESERVES					
1) Beginning Fund Balance					
a) As of July 1 - Unaudited		9791	72,538,966.32	74,238,966.32	2.3%
b) Audit Adjustments		9793	0.00	0.00	0.0%
c) As of July 1 - Audited (F1a + F1b)			72,538,966.32	74,238,966.32	2.3%
d) Other Restatements		9795	0.00	0.00	0.0%
e) Adjusted Beginning Balance (F1c + F1d)			72,538,966.32	74,238,966.32	2.3%
2) Ending Balance, June 30 (E + F1e)			74,238,966.32	75,938,966.32	2.3%
Components of Ending Fund Balance					
a) Nonspendable					
Revolving Cash		9711	0.00	0.00	0.0%
Stores		9712	0.00	0.00	0.0%
Prepaid Items		9713	0.00	0.00	0.0%
All Others		9719	0.00	0.00	0.0%
b) Restricted		9740	0.00	0.00	0.0%
c) Committed					
Stabilization Arrangements		9750	0.00	0.00	0.0%
Other Commitments (by Resource/Object)		9760	0.00	0.00	0.0%
d) Assigned					
Other Assignments (by Resource/Object)		9780	74,238,966.32	75,938,966.32	2.3%
e) Unassigned/Unappropriated					
Reserve for Economic Uncertainties		9789	0.00	0.00	0.0%
Unassigned/Unappropriated Amount		9790	0.00	0.00	0.0%

Resource	Description	2025-26 Estimated Actuals	2026-27 Budget
Total, Restricted Balance		0.00	0.00

Description	2025-26 Estimated Actuals			2026-27 Budget		
	P-2 ADA	Annual ADA	Funded ADA	Estimated P-2 ADA	Estimated Annual ADA	Estimated Funded ADA
A. DISTRICT						
1. Total District Regular ADA Includes Opportunity Classes, Home & Hospital, Special Day Class, Continuation Education, Special Education NPS/LCI and Extended Year, and Community Day School (includes Necessary Small School ADA)	13,139.46	13,139.46	13,139.46	12,999.30	12,999.30	13,139.46
2. Total Basic Aid Choice/Court Ordered Voluntary Pupil Transfer Regular ADA Includes Opportunity Classes, Home & Hospital, Special Day Class, Continuation Education, Special Education NPS/LCI and Extended Year, and Community Day School (ADA not included in Line A1 above)						
3. Total Basic Aid Open Enrollment Regular ADA Includes Opportunity Classes, Home & Hospital, Special Day Class, Continuation Education, Special Education NPS/LCI and Extended Year, and Community Day School (ADA not included in Line A1 above)						
4. Total, District Regular ADA (Sum of Lines A1 through A3)	13,139.46	13,139.46	13,139.46	12,999.30	12,999.30	13,139.46
5. District Funded County Program ADA						
a. County Community Schools						
b. Special Education-Special Day Class	3.43	3.43	3.43	3.43	3.43	3.43
c. Special Education-NPS/LCI						
d. Special Education Extended Year	.26	.26	.26	.26	.26	.26
e. Other County Operated Programs: Opportunity Schools and Full Day Opportunity Classes, Specialized Secondary Schools	0.00	0.00	0.00	0.00	0.00	0.00
f. County School Tuition Fund (Out of State Tuition) [EC 2000 and 46380]						
g. Total, District Funded County Program ADA (Sum of Lines A5a through A5f)	3.69	3.69	3.69	3.69	3.69	3.69
6. TOTAL DISTRICT ADA (Sum of Line A4 and Line A5g)	13,143.15	13,143.15	13,143.15	13,002.99	13,002.99	13,143.15
7. Adults in Correctional Facilities						
8. Charter School ADA (Enter Charter School ADA using Tab C. Charter School ADA)						

Description	2025-26 Estimated Actuals			2026-27 Budget		
	P-2 ADA	Annual ADA	Funded ADA	Estimated P-2 ADA	Estimated Annual ADA	Estimated Funded ADA
B. COUNTY OFFICE OF EDUCATION						
1. County Program Alternative Education Grant ADA						
a. County Group Home and Institution Pupils						
b. Juvenile Halls, Homes, and Camps						
c. Probation Referred, On Probation or Parole, Expelled per EC 48915(a) or (c) [EC 2574(c)(4)(A)]						
d. Total, County Program Alternative Education ADA (Sum of Lines B1a through B1c)	0.00	0.00	0.00	0.00	0.00	0.00
2. District Funded County Program ADA						
a. County Community Schools						
b. Special Education-Special Day Class						
c. Special Education-NPS/LCI						
d. Special Education Extended Year						
e. Other County Operated Programs: Opportunity Schools and Full Day Opportunity Classes, Specialized Secondary Schools						
f. County School Tuition Fund (Out of State Tuition) [EC 2000 and 46380]						
g. Total, District Funded County Program ADA (Sum of Lines B2a through B2f)	0.00	0.00	0.00	0.00	0.00	0.00
3. TOTAL COUNTY OFFICE ADA (Sum of Lines B1d and B2g)	0.00	0.00	0.00	0.00	0.00	0.00
4. Adults in Correctional Facilities						
5. County Operations Grant ADA						
6. Charter School ADA (Enter Charter School ADA using Tab C. Charter School ADA)						

Description	2025-26 Estimated Actuals			2026-27 Budget		
	P-2 ADA	Annual ADA	Funded ADA	Estimated P-2 ADA	Estimated Annual ADA	Estimated Funded ADA
C. CHARTER SCHOOL ADA						
Authorizing LEAs reporting charter school SACS financial data in their Fund 01, 09, or 62 use this worksheet to report ADA for those charter schools.						
Charter schools reporting SACS financial data separately from their authorizing LEAs in Fund 01 or Fund 62 use this worksheet to report their ADA.						
FUND 01: Charter School ADA corresponding to SACS financial data reported in Fund 01.						
1. Total Charter School Regular ADA						
2. Charter School County Program Alternative Education ADA						
a. County Group Home and Institution Pupils						
b. Juvenile Halls, Homes, and Camps						
c. Probation Referred, On Probation or Parole, Expelled per EC 48915(a) or (c) [EC 2574(c)(4)(A)]						
d. Total, Charter School County Program Alternative Education ADA (Sum of Lines C2a through C2c)	0.00	0.00	0.00	0.00	0.00	0.00
3. Charter School Funded County Program ADA						
a. County Community Schools						
b. Special Education-Special Day Class						
c. Special Education-NPS/LCI						
d. Special Education Extended Year						
e. Other County Operated Programs: Opportunity Schools and Full Day Opportunity Classes, Specialized Secondary Schools						
f. Total, Charter School Funded County Program ADA (Sum of Lines C3a through C3e)	0.00	0.00	0.00	0.00	0.00	0.00
4. TOTAL CHARTER SCHOOL ADA (Sum of Lines C1, C2d, and C3f)	0.00	0.00	0.00	0.00	0.00	0.00
FUND 09 or 62: Charter School ADA corresponding to SACS financial data reported in Fund 09 or Fund 62.						
5. Total Charter School Regular ADA						
6. Charter School County Program Alternative Education ADA						
a. County Group Home and Institution Pupils						
b. Juvenile Halls, Homes, and Camps						
c. Probation Referred, On Probation or Parole, Expelled per EC 48915(a) or (c) [EC 2574(c)(4)(A)]						
d. Total, Charter School County Program Alternative Education ADA (Sum of Lines C6a through C6c)	0.00	0.00	0.00	0.00	0.00	0.00
7. Charter School Funded County Program ADA						
a. County Community Schools						
b. Special Education-Special Day Class						
c. Special Education-NPS/LCI						
d. Special Education Extended Year						
e. Other County Operated Programs: Opportunity Schools and Full Day Opportunity Classes, Specialized Secondary Schools						
f. Total, Charter School Funded County Program ADA (Sum of Lines C7a through C7e)	0.00	0.00	0.00	0.00	0.00	0.00
8. TOTAL CHARTER SCHOOL ADA (Sum of Lines C5, C6d, and C7f)	0.00	0.00	0.00	0.00	0.00	0.00
9. TOTAL CHARTER SCHOOL ADA Reported in Fund 01, 09, or 62 (Sum of Lines C4 and C8)	0.00	0.00	0.00	0.00	0.00	0.00

	Unaudited Balance July 1	Audit Adjustments/ Restatements	Audited Balance July 1	Increases	Decreases	Ending Balance June 30
Governmental Activities:						
Capital assets not being depreciated:						
Land	30,357,517.00		30,357,517.00			30,357,517.00
Work in Progress	28,839,273.00		28,839,273.00			28,839,273.00
Total capital assets not being depreciated	59,196,790.00	0.00	59,196,790.00	0.00	0.00	59,196,790.00
Capital assets being depreciated:						
Land Improvements	15,286,020.00		15,286,020.00			15,286,020.00
Buildings	362,472,541.00		362,472,541.00			362,472,541.00
Equipment	14,175,178.00		14,175,178.00			14,175,178.00
Total capital assets being depreciated	391,933,739.00	0.00	391,933,739.00	0.00	0.00	391,933,739.00
Accumulated Depreciation for:						
Land Improvements	(8,424,589.00)		(8,424,589.00)			(8,424,589.00)
Buildings	(110,753,471.00)		(110,753,471.00)			(110,753,471.00)
Equipment	(7,668,560.00)		(7,668,560.00)			(7,668,560.00)
Total accumulated depreciation	(126,846,620.00)	0.00	(126,846,620.00)	0.00	0.00	(126,846,620.00)
Total capital assets being depreciated, net excluding lease and subscription assets	265,087,119.00	0.00	265,087,119.00	0.00	0.00	265,087,119.00
Lease Assets			0.00			0.00
Accumulated amortization for lease assets			0.00			0.00
Total lease assets, net	0.00	0.00	0.00	0.00	0.00	0.00
Subscription Assets			0.00			0.00
Accumulated amortization for subscription assets			0.00			0.00
Total subscription assets, net	0.00	0.00	0.00	0.00	0.00	0.00
Governmental activity capital assets, net	324,283,909.00	0.00	324,283,909.00	0.00	0.00	324,283,909.00
Business-Type Activities:						
Capital assets not being depreciated:						
Land			0.00			0.00
Work in Progress			0.00			0.00
Total capital assets not being depreciated	0.00	0.00	0.00	0.00	0.00	0.00
Capital assets being depreciated:						
Land Improvements			0.00			0.00
Buildings			0.00			0.00
Equipment			0.00			0.00
Total capital assets being depreciated	0.00	0.00	0.00	0.00	0.00	0.00
Accumulated Depreciation for:						
Land Improvements			0.00			0.00
Buildings			0.00			0.00
Equipment			0.00			0.00
Total accumulated depreciation	0.00	0.00	0.00	0.00	0.00	0.00
Total capital assets being depreciated, net excluding lease and subscription assets	0.00	0.00	0.00	0.00	0.00	0.00
Lease Assets			0.00			0.00
Accumulated amortization for lease assets			0.00			0.00
Total lease assets, net	0.00	0.00	0.00	0.00	0.00	0.00
Subscription Assets			0.00			0.00
Accumulated amortization for subscription assets			0.00			0.00
Total subscription assets, net	0.00	0.00	0.00	0.00	0.00	0.00
Business-type activity capital assets, net	0.00	0.00	0.00	0.00	0.00	0.00

PART I - CURRENT EXPENSE FORMULA	Total Expense for Year (1)	EDP No.	Reductions (See Note 1) (2)	EDP No.	Current Expense of Education (Col 1 - Col 2) (3)	EDP No.	Reductions (Extracted) (See Note 2) (4a)	Reductions (Overrides)* (See Note 2) (4b)	EDP No.	Current Expense-Part II (Col 3 - Col 4) (5)	EDP No.
1000 - Certificated Salaries	100,478,491.00	301	0.00	303	100,478,491.00	305	257,840.00		307	100,220,651.00	309
2000 - Classified Salaries	37,682,423.00	311	0.00	313	37,682,423.00	315	15,187.00		317	37,667,236.00	319
3000 - Employee Benefits	60,156,185.47	321	859,100.00	323	59,297,085.47	325	18,725.00		327	59,278,360.47	329
4000 - Books, Supplies Equip Replace. (6500)	8,946,618.00	331	0.00	333	8,946,618.00	335	2,278,825.00		337	6,667,793.00	339
5000 - Services. . . & 7300 - Indirect Costs	32,500,073.00	341	115,794.00	343	32,384,279.00	345	7,327,217.00		347	25,057,062.00	349
				TOTAL	238,788,896.47	365			TOTAL	228,891,102.47	369

Note 1 - In Column 2, report expenditures for the following programs: Nonagency (Goals 7100-7199), Community Services (Goal 8100), Food Services (Function 3700), Fringe Benefits for Retired Persons (Objects 3701-3702), and Facilities Acquisition & Construction (Function 8500).

Note 2 - In Column 4, report expenditures for: Transportation (Function 3600), Lottery Expenditures (Resource 1100), Special Education Students in Nonpublic Schools (Function 1180), and other federal or state categorical aid in which funds were granted for expenditures in a program not incurring any teacher salary expenditures or requiring disbursement of the funds without regard to the requirements of EC Section 41372.

* If an amount (even zero) is entered in any row of Column 4b or in Line 13b, the form uses only the values in Column 4b and Line 13b rather than the values in Column 4a and Line 13a.

PART II: MINIMUM CLASSROOM COMPENSATION (Instruction, Functions 1000-1999)	Object		EDP No.
1. Teacher Salaries as Per EC 41011	1100	82,656,816.00	375
2. Salaries of Instructional Aides Per EC 41011	2100	14,202,246.00	380
3. STRS	3101 & 3102	23,362,859.00	382
4. PERS	3201 & 3202	3,276,234.00	383
5. OASDI - Regular, Medicare and Alternative	3301 & 3302	2,197,790.47	384
6. Health & Welfare Benefits (EC 41372) (Include Health, Dental, Vision, Pharmaceutical, and Annuity Plans)	3401 & 3402	11,500,909.00	385
7. Unemployment Insurance	3501 & 3502	74,146.00	390
8. Workers' Compensation Insurance	3601 & 3602	1,359,277.00	392
9. OPEB, Active Employees (EC 41372)	3751 & 3752	0.00	
10. Other Benefits (EC 22310)	3901 & 3902	597,550.00	393
11. SUBTOTAL Salaries and Benefits (Sum Lines 1 - 10)		139,227,827.47	395
12. Less: Teacher and Instructional Aide Salaries and Benefits deducted in Column 2		0.00	
13a. Less: Teacher and Instructional Aide Salaries and Benefits (other than Lottery) deducted in Column 4a (Extracted)		0.00	396
b. Less: Teacher and Instructional Aide Salaries and Benefits (other than Lottery) deducted in Column 4b (Overrides)*			396
14. TOTAL SALARIES AND BENEFITS		139,227,827.47	397
15. Percent of Current Cost of Education Expended for Classroom Compensation (EDP 397 divided by EDP 369) Line 15 must equal or exceed 60% for elementary, 55% for unified and 50% for high school districts to avoid penalty under provisions of EC 41372		60.83%	
16. District is exempt from EC 41372 because it meets the provisions of EC 41374. (If exempt, enter 'X')			

PART III: DEFICIENCY AMOUNT

A deficiency amount (Line 5) is only applicable to districts not meeting the minimum classroom compensation percentage required under EC 41372 and not exempt under the provisions of EC 41374.

1. Minimum percentage required (60% elementary, 55% unified, 50% high)	60.00%	
2. Percentage spent by this district (Part II, Line 15)	60.83%	
3. Percentage below the minimum (Part III, Line 1 minus Line 2)	0.00%	
4. District's Current Expense of Education after reductions in columns 4a or 4b (Part I, EDP 369)	228,891,102.47	
5. Deficiency Amount (Part III, Line 3 times Line 4)	0.00	

PART IV: Explanation for adjustments entered in Part I, Column 4b (required)

PART I - CURRENT EXPENSE FORMULA	Total Expense for Year (1)	EDP No.	Reductions (See Note 1) (2)	EDP No.	Current Expense of Education (Col 1 - Col 2) (3)	EDP No.	Reductions (Extracted) (See Note 2) (4a)	Reductions (Overrides)* (See Note 2) (4b)	EDP No.	Current Expense- Part II (Col 3 - Col 4) (5)	EDP No.
1000 - Certificated Salaries	98,814,370.00	301	0.00	303	98,814,370.00	305	192,573.00		307	98,621,797.00	309
2000 - Classified Salaries	38,898,465.00	311	0.00	313	38,898,465.00	315	14,936.00		317	38,883,529.00	319
3000 - Employee Benefits	60,837,675.00	321	919,300.00	323	59,918,375.00	325	13,160.00		327	59,905,215.00	329
4000 - Books, Supplies Equip Replace. (6500)	8,710,653.00	331	0.00	333	8,710,653.00	335	4,349,185.00		337	4,361,468.00	339
5000 - Services. . . & 7300 - Indirect Costs	28,920,144.00	341	115,794.00	343	28,804,350.00	345	6,627,171.00		347	22,177,179.00	349
				TOTAL	235,146,213.00	365			TOTAL	223,949,188.00	369

Note 1 - In Column 2, report expenditures for the following programs: Nonagency (Goals 7100-7199), Community Services (Goal 8100), Food Services (Function 3700), Fringe Benefits for Retired Persons (Objects 3701-3702), and Facilities Acquisition & Construction (Function 8500).

Note 2 - In Column 4, report expenditures for: Transportation (Function 3600), Lottery Expenditures (Resource 1100), Special Education Students in Nonpublic Schools (Function 1180), and other federal or state categorical aid in which funds were granted for expenditures in a program not incurring any teacher salary expenditures or requiring disbursement of the funds without regard to the requirements of EC Section 41372.

* If an amount (even zero) is entered in any row of Column 4b or in Line 13b, the form uses only the values in Column 4b and Line 13b rather than the values in Column 4a and Line 13a.

PART II: MINIMUM CLASSROOM COMPENSATION (Instruction, Functions 1000-1999)	Object		EDP No.
1. Teacher Salaries as Per EC 41011.	1100	80,957,036.00	375
2. Salaries of Instructional Aides Per EC 41011.	2100	14,632,186.00	380
3. STRS.	3101 & 3102	23,753,682.00	382
4. PERS.	3201 & 3202	3,116,192.00	383
5. OASDI - Regular, Medicare and Alternative.	3301 & 3302	2,249,451.00	384
6. Health & Welfare Benefits (EC 41372) (Include Health, Dental, Vision, Pharmaceutical, and Annuity Plans).	3401 & 3402	11,901,780.00	385
7. Unemployment Insurance.	3501 & 3502	49,862.00	390
8. Workers' Compensation Insurance.	3601 & 3602	1,299,229.00	392
9. OPEB, Active Employees (EC 41372).	3751 & 3752	0.00	
10. Other Benefits (EC 22310).	3901 & 3902	414,250.00	393

11. SUBTOTAL Salaries and Benefits (Sum Lines 1 - 10)	138,373,668.00	395
12. Less: Teacher and Instructional Aide Salaries and Benefits deducted in Column 2	0.00	
13a. Less: Teacher and Instructional Aide Salaries and Benefits (other than Lottery) deducted in Column 4a (Extracted)	0.00	396
b. Less: Teacher and Instructional Aide Salaries and Benefits (other than Lottery) deducted in Column 4b (Overrides)*		396
14. TOTAL SALARIES AND BENEFITS	138,373,668.00	397
15. Percent of Current Cost of Education Expended for Classroom Compensation (EDP 397 divided by EDP 369) Line 15 must equal or exceed 60% for elementary, 55% for unified and 50% for high school districts to avoid penalty under provisions of EC 41372	61.79%	
16. District is exempt from EC 41372 because it meets the provisions of EC 41374. (If exempt, enter 'X')		

PART III: DEFICIENCY AMOUNT

A deficiency amount (Line 5) is only applicable to districts not meeting the minimum classroom compensation percentage required under EC 41372 and not exempt under the provisions of EC 41374.

1. Minimum percentage required (60% elementary, 55% unified, 50% high)	60.00%
2. Percentage spent by this district (Part II, Line 15)	61.79%
3. Percentage below the minimum (Part III, Line 1 minus Line 2)	0.00%
4. District's Current Expense of Education after reductions in columns 4a or 4b (Part I, EDP 369)	223,949,188.00
5. Deficiency Amount (Part III, Line 3 times Line 4)	0.00

PART IV: Explanation for adjustments entered in Part I, Column 4b (required)

Description	Unaudited Balance July 1	Audit Adjustments/ Restatements	Audited Balance July 1	Increases	Decreases	Ending Balance June 30	Amounts Due Within One Year
Governmental Activities:							
General Obligation Bonds Payable	104,072,949.00		104,072,949.00			104,072,949.00	
State School Building Loans Payable			0.00			0.00	
Certificates of Participation Payable			0.00			0.00	
Leases Payable			0.00			0.00	
Lease Revenue Bonds Payable			0.00			0.00	
Other General Long-Term Debt			0.00			0.00	
Net Pension Liability	158,576,960.00		158,576,960.00			158,576,960.00	
Total/Net OPEB Liability	21,078,528.00		21,078,528.00			21,078,528.00	
Compensated Absences Payable	644,450.00		644,450.00			644,450.00	
Subscription Liability			0.00			0.00	
Governmental activities long-term liabilities	284,372,887.00	0.00	284,372,887.00	0.00	0.00	284,372,887.00	0.00
Business-Type Activities:							
General Obligation Bonds Payable			0.00			0.00	
State School Building Loans Payable			0.00			0.00	
Certificates of Participation Payable			0.00			0.00	
Leases Payable			0.00			0.00	
Lease Revenue Bonds Payable			0.00			0.00	
Other General Long-Term Debt			0.00			0.00	
Net Pension Liability			0.00			0.00	
Total/Net OPEB Liability			0.00			0.00	
Compensated Absences Payable			0.00			0.00	
Subscription Liability			0.00			0.00	
Business-type activities long-term liabilities	0.00	0.00	0.00	0.00	0.00	0.00	0.00

Section I - Expenditures	Funds 01, 09, and 62 Goals	Functions	Objects	2025-26 Expenditures
A. Total state, federal, and local expenditures (all resources)	All	All	1000-7999	248,507,924.18
B. Less all federal expenditures not allowed for MOE (Resources 3000-5999, except 3385)	All	All	1000-7999	12,585,274.00
C. Less state and local expenditures not allowed for MOE: (All resources, except federal as identified in Line B)				
1. Community Services	All	5000-5999	1000-7999	10,825,335.00
2. Capital Outlay	All except 7100-7199	All except 5000-5999	6000-6999 except 6600, 6700, 6910, 6920	4,557,358.71
3. Debt Service	All	9100	5400-5450, 5800, 7430-7439	0.00
4. Other Transfers Out	All	9200	7200-7299	0.00
5. Interfund Transfers Out	All	9300	7600-7629	4,100,000.00
6. All Other Financing Uses	All	9100	7699	0.00
		9200	7651	
7. Nonagency	7100-7199	All except 5000-5999, 9000-9999	1000-7999	0.00
8. Tuition (Revenue, in lieu of expenditures, to approximate costs of services for which tuition is received)	All	All	8710	121,978.00
9. Supplemental expenditures made as a result of a Presidentially declared disaster	Manually entered. Must not include expenditures in lines B, C1-C8, D1, or D2.			
10. Total state and local expenditures not allowed for MOE calculation (Sum lines C1 through C9)				19,604,671.71
D. Plus additional MOE expenditures:				
1. Expenditures to cover deficits for food services (Funds 13 and 61) (If negative, then zero)	All	All	1000-7143, 7300-7439 minus 8000-8699	913,351.00
2. Expenditures to cover deficits for student body activities	Manually entered. Must not include expenditures in lines A or D1.			
E. Total expenditures subject to MOE (Line A minus lines B and C10, plus lines D1 and D2)				217,231,329.47

Section II - Expenditures Per ADA	2025-26 Annual ADA/Exps. Per ADA
A. Average Daily Attendance (Form A, Annual ADA column, sum of lines A6 and C9)	13,143.15
B. Expenditures per ADA (Line I.E divided by Line II.A)	16,528.10

Section III - MOE Calculation (For data collection only. Final determination will be done by CDE)	Total	Per ADA
A. Base expenditures (Preloaded expenditures from prior year official CDE MOE calculation). (Note: If the prior year MOE was not met, CDE has adjusted the prior year base to 90 percent of the preceding prior year amount rather than the actual prior year expenditure amount.)	201,000,657.71	15,437.09
1. Adjustment to base expenditure and expenditure per ADA amounts for LEAs failing prior year MOE calculation (From Section IV)	0.00	0.00
2. Total adjusted base expenditure amounts (Line A plus Line A.1)	201,000,657.71	15,437.09
B. Required effort (Line A.2 times 90%)	180,900,591.94	13,893.38
C. Current year expenditures (Line I.E and Line II.B)	217,231,329.47	16,528.10
D. MOE deficiency amount, if any (Line B minus Line C) (If negative, then zero)	0.00	0.00
E. MOE determination (If one or both of the amounts in line D are zero, the MOE requirement is met; if both amounts are positive, the MOE requirement is not met. If either column in Line A.2 or Line C equals zero, the MOE calculation is incomplete.)	MOE Met	

F. MOE deficiency percentage, if MOE not met; otherwise, zero (Line D divided by Line B) (Funding under ESSA covered programs in FY 2027-28 may be reduced by the lower of the two percentages)	0.00%	0.00%

SECTION IV - Detail of Adjustments to Base Expenditures (used in Section III, Line A.1)

Description of Adjustments	Total Expenditures	Expenditures Per ADA
Total adjustments to base expenditures	0.00	0.00

Part I - General Administrative Share of Plant Services Costs

California's indirect cost plan allows that the general administrative costs in the indirect cost pool may include that portion of plant services costs (maintenance and operations costs and facilities rents and leases costs) attributable to the general administrative offices. The calculation of the plant services costs attributed to general administration and included in the pool is standardized and automated using the percentage of salaries and benefits relating to general administration as proxy for the percentage of square footage occupied by general administration.

A. Salaries and Benefits - Other General Administration and Centralized Data Processing

1. Salaries and benefits paid through payroll (Funds 01, 09, and 62, objects 1000-3999 except 3701-3702)
   (Functions 7200-7700, goals 0000 and 9000) — 5,675,343.00
2. Contracted general administrative positions not paid through payroll
   a. Enter the costs, if any, of general administrative positions performing services ON SITE but paid through a contract, rather than through payroll, in functions 7200-7700, goals 0000 and 9000, Object 5800.
   b. If an amount is entered on Line A2a, provide the title, duties, and approximate FTE of each general administrative position paid through a contract. Retain supporting documentation in case of audit.

B. Salaries and Benefits - All Other Activities

1. Salaries and benefits paid through payroll (Funds 01, 09, and 62, objects 1000-3999 except 3701-3702)
   (Functions 1000-6999, 7100-7180, & 8100-8400; Functions 7200-7700, all goals except 0000 & 9000) — 191,782,656.47

C. Percentage of Plant Services Costs Attributable to General Administration

(Line A1 plus Line A2a, divided by Line B1; zero if negative) (See Part III, Lines A5 and A6) — 2.96%

Part II - Adjustments for Employment Separation Costs

When an employee separates from service, the local educational agency (LEA) may incur costs associated with the separation in addition to the employee's regular salary and benefits for the final pay period. These additional costs can be categorized as "normal" or "abnormal or mass" separation costs.

Normal separation costs include items such as pay for accumulated unused leave or routine severance pay authorized by governing board policy. Normal separation costs are not allowable as direct costs to federal programs, but are allowable as indirect costs. State programs may have similar restrictions. Where federal or state program guidelines required that the LEA charge an employee's normal separation costs to an unrestricted resource rather than to the restricted program in which the employee worked, the LEA may identify and enter these costs on Line A for inclusion in the indirect cost pool.

Abnormal or mass separation costs are those costs resulting from actions taken by an LEA to influence employees to terminate their employment earlier than they normally would have. Abnormal or mass separation costs include retirement incentives such as a Golden Handshake or severance packages negotiated to effect termination. Abnormal or mass separation costs may not be charged to federal programs as either direct costs or indirect costs. Where an LEA paid abnormal or mass separation costs on behalf of positions in general administrative functions included in the indirect cost pool, the LEA must identify and enter these costs on Line B for exclusion from the pool.

A. Normal Separation Costs (optional)

Enter any normal separation costs paid on behalf of employees of restricted state or federal programs that were charged to an unrestricted resource (0000-1999) in funds 01, 09, and 62 with functions 1000-6999 or 8100-8400 rather than to the restricted program. These costs will be moved in Part III from base costs to the indirect cost pool. Retain supporting documentation.

B. Abnormal or Mass Separation Costs (required)

Enter any abnormal or mass separation costs paid on behalf of general administrative positions charged to unrestricted resources (0000-1999) in funds 01, 09, and 62 with functions 7200-7700. These costs will be moved in Part III from the indirect cost pool to base costs. If none, enter zero. — 0.00

Part III - Indirect Cost Rate Calculation (Funds 01, 09, and 62, unless indicated otherwise)

A. Indirect Costs

1. Other General Administration, less portion charged to restricted resources or specific goals
   (Functions 7200-7600, objects 1000-5999, minus Line B9) — 10,506,469.00
2. Centralized Data Processing, less portion charged to restricted resources or specific goals
   (Function 7700, objects 1000-5999, minus Line B10) — 1,763,941.00

3. External Financial Audit - Single Audit (Function 7190, resources 0000-1999, goals 0000 and 9000, objects 5000 - 5999)	87,400.00
4. Staff Relations and Negotiations (Function 7120, resources 0000-1999, goals 0000 and 9000, objects 1000 - 5999)	0.00
5. Plant Maintenance and Operations (portion relating to general administrative offices only)	
(Functions 8100-8400, objects 1000-5999 except 5100, times Part I, Line C)	511,328.49
6. Facilities Rents and Leases (portion relating to general administrative offices only)	
(Function 8700, resources 0000-1999, objects 1000-5999 except 5100, times Part I, Line C)	0.00
7. Adjustment for Employment Separation Costs	
a. Plus: Normal Separation Costs (Part II, Line A)	0.00
b. Less: Abnormal or Mass Separation Costs (Part II, Line B)	0.00
8. Total Indirect Costs (Lines A1 through A7a, minus Line A7b)	12,869,138.49
9. Carry-Forward Adjustment (Part IV, Line F)	1,195,877.55
10. Total Adjusted Indirect Costs (Line A8 plus Line A9)	14,065,016.03
B. Base Costs	
1. Instruction (Functions 1000-1999, objects 1000-5999 except 5100)	152,298,792.47
2. Instruction-Related Services (Functions 2000-2999, objects 1000-5999 except 5100)	20,325,266.00
3. Pupil Services (Functions 3000-3999, objects 1000-5999 except 4700 and 5100)	18,072,805.00
4. Ancillary Services (Functions 4000-4999, objects 1000-5999 except 5100)	0.00
5. Community Services (Functions 5000-5999, objects 1000-5999 except 5100)	10,825,335.00
6. Enterprise (Function 6000, objects 1000-5999 except 4700 and 5100)	0.00
7. Board and Superintendent (Functions 7100-7180, objects 1000-5999, minus Part III, Line A4)	1,239,208.00
8. External Financial Audit - Single Audit and Other (Functions 7190-7191, objects 5000 - 5999, minus Part III, Line A3)	0.00
9. Other General Administration (portion charged to restricted resources or specific goals only)	
(Functions 7200-7600, resources 2000-9999, objects 1000-5999; Functions 7200-7600,	
resources 0000-1999, all goals except 0000 and 9000, objects 1000-5999)	54,646.00
10. Centralized Data Processing (portion charged to restricted resources or specific goals only)	
(Function 7700, resources 2000-9999, objects 1000-5999; Function 7700, resources 0000-1999, all goals	
except 0000 and 9000, objects 1000-5999)	0.00
11. Plant Maintenance and Operations (all except portion relating to general administrative offices)	
(Functions 8100-8400, objects 1000-5999 except 5100, minus Part III, Line A5)	16,763,282.51
12. Facilities Rents and Leases (all except portion relating to general administrative offices)	
(Function 8700, objects 1000-5999 except 5100, minus Part III, Line A6)	0.00
13. Adjustment for Employment Separation Costs	
a. Less: Normal Separation Costs (Part II, Line A)	0.00
b. Plus: Abnormal or Mass Separation Costs (Part II, Line B)	0.00
14. Student Activity (Fund 08, functions 4000-5999, objects 1000-5999 except 5100)	350,000.00
15. Adult Education (Fund 11, functions 1000-6999, 8100-8400, and 8700, objects 1000-5999 except 5100)	0.00
16. Child Development (Fund 12, functions 1000-6999, 8100-8400 & 8700, objects 1000-5999 except 4700 & 5100)	0.00
17. Cafeteria (Funds 13 & 61, functions 1000-6999, 8100-8400 & 8700, objects 1000-5999 except 4700 & 5100)	4,807,318.00
18. Foundation (Funds 19 & 57, functions 1000-6999, 8100-8400 & 8700, objects 1000-5999 except 4700 & 5100)	0.00
19. Total Base Costs (Lines B1 through B12 and Lines B13b through B18, minus Line B13a)	224,736,652.98
C. Straight Indirect Cost Percentage Before Carry-Forward Adjustment	
(For information only - not for use when claiming/recovering indirect costs)	
(Line A8 divided by Line B19)	5.73%
D. Preliminary Proposed Indirect Cost Rate	
(For final approved fixed-with-carry-forward rate for use in 2027-28 see www.cde.ca.gov/fg/ac/ic)	
(Line A10 divided by Line B19)	6.26%

Part IV - Carry-forward Adjustment

The carry-forward adjustment is an after-the-fact adjustment for the difference between indirect costs recoverable using the indirect cost rate approved for use in a given year, and the actual indirect costs incurred in that year. The carry-forward adjustment eliminates

the need for LEAs to file amended federal reports when their actual indirect costs vary from the estimated indirect costs on which the approved rate was based.

Where the ratio of indirect costs incurred in the current year is less than the estimated ratio of indirect costs on which the approved rate for use in the current year was based, the carry-forward adjustment is limited by using either the approved rate times current year base costs, or the highest rate actually used to recover costs from any program times current year base costs, if the highest rate used was less than the approved rate. Rates used to recover costs from programs are displayed in Exhibit A.

A. Indirect costs incurred in the current year (Part III, Line A8)	12,869,138.49
B. Carry-forward adjustment from prior year(s)	
1. Carry-forward adjustment from the second prior year	2,912,147.84
2. Carry-forward adjustment amount deferred from prior year(s), if any	0.00
C. Carry-forward adjustment for under- or over-recovery in the current year	
1. Under-recovery: Part III, Line A8, plus carry-forward adjustment from prior years, minus (approved indirect cost rate (6.49%) times Part III, Line B19); zero if negative	1,195,877.55
2. Over-recovery: Part III, Line A8, plus carry-forward adjustment from prior years, minus the lesser of (approved indirect cost rate (6.49%) times Part III, Line B19) or (the highest rate used to recover costs from any program (6.45%) times Part III, Line B19); zero if positive	0.00
D. Preliminary carry-forward adjustment (Line C1 or C2)	1,195,877.55
E. Optional allocation of negative carry-forward adjustment over more than one year	
Where a negative carry-forward adjustment causes the proposed approved rate to fall below zero or would reduce the rate at which the LEA could recover indirect costs to such an extent that it would cause the LEA significant fiscal harm, the LEA may request that the carry-forward adjustment be allocated over more than one year. Where allocation of a negative carry-forward adjustment over more than one year does not resolve a negative rate, the CDE will work with the LEA on a case-by-case basis to establish an approved rate.	
Option 1. Preliminary proposed approved rate (Part III, Line D) if entire negative carry-forward adjustment is applied to the current year calculation:	not applicable
Option 2. Preliminary proposed approved rate (Part III, Line D) if one-half of negative carry-forward adjustment is applied to the current year calculation and the remainder is deferred to one or more future years:	not applicable
Option 3. Preliminary proposed approved rate (Part III, Line D) if one-third of negative carry-forward adjustment is applied to the current year calculation and the remainder is deferred to one or more future years:	not applicable
LEA request for Option 1, Option 2, or Option 3	1
F. Carry-forward adjustment used in Part III, Line A9 (Line D minus amount deferred if Option 2 or Option 3 is selected)	1,195,877.55

Approved indirect cost rate:	6.49%
Highest rate used in any program:	6.45%

Fund	Resource	Eligible Expenditures (Objects 1000-5999 except 4700 & 5100)	Indirect Costs Charged (Objects 7310 and 7350)	Rate Used
01	3010	1,716,365.00	104,633.00	6.10%
01	4035	275,181.00	17,624.00	6.40%
01	4127	114,233.00	7,373.00	6.45%
01	4201	50,968.00	1,019.00	2.00%
01	4203	146,691.00	2,914.00	1.99%
01	6770	2,087,642.00	20,335.00	0.97%
01	7435	1,498,706.00	80,000.00	5.34%
01	8150	5,154,671.00	264,720.00	5.14%
13	5310	4,807,318.00	269,036.00	5.60%

Description	Object Codes	Lottery: Unrestricted (Resource 1100)	Transferred to Other Resources for Expenditure	Lottery: Instructional Materials (Resource 6300)*	Totals
A. AMOUNT AVAILABLE FOR THIS FISCAL YEAR					
1. Adjusted Beginning Fund Balance	9791-9795	4,042,637.05		1,189,869.51	5,232,506.56
2. State Lottery Revenue	8560	2,499,489.00		985,794.00	3,485,283.00
3. Other Local Revenue	8600-8799	0.00		0.00	0.00
4. Transfers from Funds of Lapsed/Reorganized Districts	8965	0.00		0.00	0.00
5. Proceeds from SBITAs	8974	0.00		0.00	0.00
6. Contributions from Unrestricted Resources (Total must be zero)	8980	0.00			0.00
7. Total Available (Sum Lines A1 through A6)		6,542,126.05	0.00	2,175,663.51	8,717,789.56
B. EXPENDITURES AND OTHER FINANCING USES					
1. Certificated Salaries	1000-1999	93,019.00		0.00	93,019.00
2. Classified Salaries	2000-2999	0.00		0.00	0.00
3. Employee Benefits	3000-3999	10,396.00		0.00	10,396.00
4. Books and Supplies	4000-4999	1,858,776.00		191,676.00	2,050,452.00
5. a. Services and Other Operating Expenditures (Resource 1100)	5000-5999	1,426,601.00			1,426,601.00
b. Services and Other Operating Expenditures (Resource 6300)	5000-5999, except 5100, 5710, 5800			0.00	0.00
c. Duplicating Costs for Instructional Materials (Resource 6300)	5100, 5710, 5800			64,000.00	64,000.00
6. Capital Outlay	6000-6999	32,774.00		0.00	32,774.00
7. Tuition	7100-7199	0.00			0.00
8. Interagency Transfers Out					
a. To Other Districts, County Offices, and Charter Schools	7211, 7212, 7221, 7222, 7281, 7282	0.00			0.00
b. To JPAs and All Others	7213, 7223, 7283, 7299	0.00			0.00
9. Transfers of Indirect Costs	7300-7399	0.00			0.00
10. Debt Service	7400-7499	0.00			0.00
11. All Other Financing Uses	7630-7699	0.00			0.00
12. Total Expenditures and Other Financing Uses (Sum Lines B1 through B11)		3,421,566.00	0.00	255,676.00	3,677,242.00
C. ENDING BALANCE (Must equal Line A7 minus Line B12)	979Z	3,120,560.05	0.00	1,919,987.51	5,040,547.56

D. COMMENTS:

Charges for additional instructional material software licenses that were needed beyond the the initial adoption period of the State Adopted Online Curriculum.

Data from this report will be used to prepare a report to the Legislature as required by Control Section 24.60 of the Budget Act.

*Pursuant to Government Code Section 8880.4(a)(2)(B) and the definition in Education Code Section 60010(h), Resource 6300 funds are to be used for the purchase of instructional materials only. Any amounts in the shaded cells of this column should be reviewed for appropriateness.

Description	Object Codes	2026-27 Budget (Form 01) (A)	% Change (Cols. C-A/A) (B)	2027-28 Projection (C)	% Change (Cols. E-C/C) (D)	2028-29 Projection (E)
(Enter projections for subsequent years 1 and 2 in Columns C and E; current year - Column A - is extracted)						
A. REVENUES AND OTHER FINANCING SOURCES						
1. LCFF Sources	8010-8099	161,417,015.00	2.35%	165,213,754.00	3.15%	170,425,345.00
2. Federal Revenues	8100-8299	0.00	0.00%	0.00	0.00%	0.00
3. Other State Revenues	8300-8599	5,740,353.00	-0.17%	5,730,519.00	0.69%	5,770,083.00
4. Other Local Revenues	8600-8799	9,143,389.00	0.00%	9,143,389.00	0.00%	9,143,389.00
5. Other Financing Sources						
a. Transfers In	8900-8929	6,619,300.00	25.14%	8,283,327.00	-62.49%	3,107,353.00
b. Other Sources	8930-8979	0.00	0.00%		0.00%	
c. Contributions	8980-8999	(34,413,827.00)	-0.18%	(34,353,365.00)	0.25%	(34,440,222.00)
6. Total (Sum lines A1 thru A5c)		148,506,230.00	3.71%	154,017,624.00	-0.01%	154,005,948.00
B. EXPENDITURES AND OTHER FINANCING USES						
1. Certificated Salaries						
a. Base Salaries				75,725,377.00		75,934,476.00
b. Step & Column Adjustment				1,084,759.00		1,071,689.00
c. Cost-of-Living Adjustment						
d. Other Adjustments				(875,660.00)		(2,040,357.00)
e. Total Certificated Salaries (Sum lines B1a thru B1d)	1000-1999	75,725,377.00	0.28%	75,934,476.00	-1.28%	74,965,808.00
2. Classified Salaries						
a. Base Salaries				19,731,552.00		20,059,096.00
b. Step & Column Adjustment				327,544.00		341,005.00
c. Cost-of-Living Adjustment						
d. Other Adjustments						
e. Total Classified Salaries (Sum lines B2a thru B2d)	2000-2999	19,731,552.00	1.66%	20,059,096.00	1.70%	20,400,101.00
3. Employee Benefits	3000-3999	36,538,664.00	2.70%	37,524,234.00	0.33%	37,648,305.00
4. Books and Supplies	4000-4999	3,506,468.00	26.32%	4,429,298.00	39.72%	6,188,807.00
5. Services and Other Operating Expenditures	5000-5999	17,231,879.00	1.54%	17,497,250.00	-2.40%	17,077,181.00
6. Capital Outlay	6000-6999	7,963.00	1.54%	8,086.00	1.37%	8,197.00
7. Other Outgo (excluding Transfers of Indirect Costs)	7100-7299, 7400-7499	48,000.00	1.54%	48,739.00	1.37%	49,409.00
8. Other Outgo - Transfers of Indirect Costs	7300-7399	(782,967.00)	1.54%	(795,025.00)	1.38%	(805,957.00)
9. Other Financing Uses						
a. Transfers Out	7600-7629	0.00	0.00%	0.00	0.00%	0.00
b. Other Uses	7630-7699	0.00	0.00%	0.00	0.00%	0.00
10. Other Adjustments (Explain in Section F below)						
11. Total (Sum lines B1 thru B10)		152,006,936.00	1.78%	154,706,154.00	0.53%	155,531,851.00
C. NET INCREASE (DECREASE) IN FUND BALANCE (Line A6 minus line B11)		(3,500,706.00)		(688,530.00)		(1,525,903.00)

Description	Object Codes	2026-27 Budget (Form 01) (A)	% Change (Cols. C-A/A) (B)	2027-28 Projection (C)	% Change (Cols. E-C/C) (D)	2028-29 Projection (E)
D. FUND BALANCE						
1. Net Beginning Fund Balance (Form 01, line F1e)		16,125,671.62		12,624,965.62		11,936,435.62
2. Ending Fund Balance (Sum lines C and D1)		12,624,965.62		11,936,435.62		10,410,532.62
3. Components of Ending Fund Balance						
a. Nonspendable	9710-9719	75,000.00		75,000.00		75,000.00
b. Restricted	9740					
c. Committed						
1. Stabilization Arrangements	9750	0.00				
2. Other Commitments	9760	3,878,147.05		4,622,922.00		2,708,298.00
d. Assigned	9780	0.00		0.00		0.00
e. Unassigned/Unappropriated						
1. Reserve for Economic Uncertainties	9789	7,260,968.00		7,225,866.00		7,156,280.00
2. Unassigned/Unappropriated	9790	1,410,850.57		12,647.62		470,954.62
f. Total Components of Ending Fund Balance (Line D3f must agree with line D2)		12,624,965.62		11,936,435.62		10,410,532.62
E. AVAILABLE RESERVES						
1. General Fund						
a. Stabilization Arrangements	9750	0.00		0.00		0.00
b. Reserve for Economic Uncertainties	9789	7,260,968.00		7,225,866.00		7,156,280.00
c. Unassigned/Unappropriated	9790	1,410,850.57		12,647.62		470,954.62
(Enter reserve projections for subsequent years 1 and 2 in Columns C and E; current year - Column A - is extracted.)						
2. Special Reserve Fund - Noncapital Outlay (Fund 17)						
a. Stabilization Arrangements	9750					
b. Reserve for Economic Uncertainties	9789			8,955.00		9,358.00
c. Unassigned/Unappropriated	9790	0.00				
3. Total Available Reserves (Sum lines E1a thru E2c)		8,671,818.57		7,247,468.62		7,636,592.62

F. ASSUMPTIONS

Please provide below or on a separate attachment, the assumptions used to determine the projections for the first and second subsequent fiscal years. Further, please include an explanation for any significant expenditure adjustments projected in lines B1d, B2d, and B10. For additional information, please refer to the Budget Assumptions section of the SACS Financial Reporting Software User Guide.

Decrease 8 certificated FTE in 27/28 and 19 Certificated FTE 28/29.

Description	Object Codes	2026-27 Budget (Form 01) (A)	% Change (Cols. C-A/A) (B)	2027-28 Projection (C)	% Change (Cols. E-C/C) (D)	2028-29 Projection (E)
(Enter projections for subsequent years 1 and 2 in Columns C and E; current year - Column A - is extracted)						
A. REVENUES AND OTHER FINANCING SOURCES						
1. LCFF Sources	8010-8099	0.00	0.00%		0.00%	
2. Federal Revenues	8100-8299	5,431,444.00	1.71%	5,524,163.00	1.67%	5,616,533.00
3. Other State Revenues	8300-8599	28,585,931.00	-29.67%	20,105,851.00	-0.70%	19,964,783.00
4. Other Local Revenues	8600-8799	19,662,218.00	0.79%	19,818,350.00	1.41%	20,097,764.00
5. Other Financing Sources						
a. Transfers In	8900-8929	0.00	0.00%	0.00	0.00%	0.00
b. Other Sources	8930-8979	0.00	0.00%	0.00	0.00%	0.00
c. Contributions	8980-8999	34,413,827.00	-0.18%	34,353,365.00	0.25%	34,440,222.00
6. Total (Sum lines A1 thru A5c)		88,093,420.00	-9.41%	79,801,729.00	0.40%	80,119,302.00
B. EXPENDITURES AND OTHER FINANCING USES						
1. Certificated Salaries						
a. Base Salaries				23,088,993.00		23,412,240.00
b. Step & Column Adjustment				323,247.00		327,771.00
c. Cost-of-Living Adjustment						
d. Other Adjustments						(597,997.00)
e. Total Certificated Salaries (Sum lines B1a thru B1d)	1000-1999	23,088,993.00	1.40%	23,412,240.00	-1.15%	23,142,014.00
2. Classified Salaries						
a. Base Salaries				19,166,913.00		19,485,009.00
b. Step & Column Adjustment				318,096.00		323,451.00
c. Cost-of-Living Adjustment						
d. Other Adjustments						(2,202,674.00)
e. Total Classified Salaries (Sum lines B2a thru B2d)	2000-2999	19,166,913.00	1.66%	19,485,009.00	-9.64%	17,605,786.00
3. Employee Benefits	3000-3999	24,299,011.00	0.98%	24,537,016.00	-3.27%	23,734,445.00
4. Books and Supplies	4000-4999	5,204,185.00	-41.87%	3,025,083.00	-7.93%	2,785,210.00
5. Services and Other Operating Expenditures	5000-5999	11,957,301.00	-21.34%	9,405,930.00	0.82%	9,482,773.00
6. Capital Outlay	6000-6999	995,000.00	1.54%	1,010,323.00	1.38%	1,024,215.00
7. Other Outgo (excluding Transfers of Indirect Costs)	7100-7299, 7400-7499	0.00	0.00%		0.00%	
8. Other Outgo - Transfers of Indirect Costs	7300-7399	513,931.00	-6.51%	480,460.00	-9.17%	436,378.00
9. Other Financing Uses						
a. Transfers Out	7600-7629	4,800,000.00	0.00%	4,800,000.00	0.00%	4,800,000.00
b. Other Uses	7630-7699	0.00	0.00%		0.00%	
10. Other Adjustments (Explain in Section F below)						
11. Total (Sum lines B1 thru B10)		90,025,334.00	-4.30%	86,156,061.00	-3.65%	83,010,821.00
C. NET INCREASE (DECREASE) IN FUND BALANCE (Line A6 minus line B11)		(1,931,914.00)		(6,354,332.00)		(2,891,519.00)

Description	Object Codes	2026-27 Budget (Form 01) (A)	% Change (Cols. C-A/A) (B)	2027-28 Projection (C)	% Change (Cols. E-C/C) (D)	2028-29 Projection (E)
D. FUND BALANCE						
1. Net Beginning Fund Balance (Form 01, line F1e)		23,085,008.23		21,153,094.23		14,798,762.23
2. Ending Fund Balance (Sum lines C and D1)		21,153,094.23		14,798,762.23		11,907,243.23
3. Components of Ending Fund Balance						
a. Nonspendable	9710-9719	0.00				
b. Restricted	9740	21,153,094.23		14,798,762.23		11,907,243.23
c. Committed						
1. Stabilization Arrangements	9750					
2. Other Commitments	9760					
d. Assigned	9780					
e. Unassigned/Unappropriated						
1. Reserve for Economic Uncertainties	9789					
2. Unassigned/Unappropriated	9790	0.00		0.00		0.00
f. Total Components of Ending Fund Balance (Line D3f must agree with line D2)		21,153,094.23		14,798,762.23		11,907,243.23
E. AVAILABLE RESERVES						
1. General Fund						
a. Stabilization Arrangements	9750					
b. Reserve for Economic Uncertainties	9789					
c. Unassigned/Unappropriated	9790					
(Enter reserve projections for subsequent years 1 and 2 in Columns C and E; current year - Column A - is extracted.)						
2. Special Reserve Fund - Noncapital Outlay (Fund 17)						
a. Stabilization Arrangements	9750					
b. Reserve for Economic Uncertainties	9789					
c. Unassigned/Unappropriated	9790					
3. Total Available Reserves (Sum lines E1a thru E2c)						

F. ASSUMPTIONS

Please provide below or on a separate attachment, the assumptions used to determine the projections for the first and second subsequent fiscal years. Further, please include an explanation for any significant expenditure adjustments projected in lines B1d, B2d, and B10. For additional information, please refer to the Budget Assumptions section of the SACS Financial Reporting Software User Guide.

Reduction in classified staffing within the ELOP program.

Description	Object Codes	2026-27 Budget (Form 01) (A)	% Change (Cols. C-A/A) (B)	2027-28 Projection (C)	% Change (Cols. E-C/C) (D)	2028-29 Projection (E)
(Enter projections for subsequent years 1 and 2 in Columns C and E; current year - Column A - is extracted)						
A. REVENUES AND OTHER FINANCING SOURCES						
1. LCFF Sources	8010-8099	161,417,015.00	2.35%	165,213,754.00	3.15%	170,425,345.00
2. Federal Revenues	8100-8299	5,431,444.00	1.71%	5,524,163.00	1.67%	5,616,533.00
3. Other State Revenues	8300-8599	34,326,284.00	-24.73%	25,836,370.00	-0.39%	25,734,866.00
4. Other Local Revenues	8600-8799	28,805,607.00	0.54%	28,961,739.00	0.96%	29,241,153.00
5. Other Financing Sources						
a. Transfers In	8900-8929	6,619,300.00	25.14%	8,283,327.00	-62.49%	3,107,353.00
b. Other Sources	8930-8979	0.00	0.00%	0.00	0.00%	0.00
c. Contributions	8980-8999	0.00	0.00%	0.00	0.00%	0.00
6. Total (Sum lines A1 thru A5c)		236,599,650.00	-1.18%	233,819,353.00	0.13%	234,125,250.00
B. EXPENDITURES AND OTHER FINANCING USES						
1. Certificated Salaries						
a. Base Salaries				98,814,370.00		99,346,716.00
b. Step & Column Adjustment				1,408,006.00		1,399,460.00
c. Cost-of-Living Adjustment				0.00		0.00
d. Other Adjustments				(875,660.00)		(2,638,354.00)
e. Total Certificated Salaries (Sum lines B1a thru B1d)	1000-1999	98,814,370.00	0.54%	99,346,716.00	-1.25%	98,107,822.00
2. Classified Salaries						
a. Base Salaries				38,898,465.00		39,544,105.00
b. Step & Column Adjustment				645,640.00		664,456.00
c. Cost-of-Living Adjustment				0.00		0.00
d. Other Adjustments				0.00		(2,202,674.00)
e. Total Classified Salaries (Sum lines B2a thru B2d)	2000-2999	38,898,465.00	1.66%	39,544,105.00	-3.89%	38,005,887.00
3. Employee Benefits	3000-3999	60,837,675.00	2.01%	62,061,250.00	-1.09%	61,382,750.00
4. Books and Supplies	4000-4999	8,710,653.00	-14.42%	7,454,381.00	20.39%	8,974,017.00
5. Services and Other Operating Expenditures	5000-5999	29,189,180.00	-7.83%	26,903,180.00	-1.28%	26,559,954.00
6. Capital Outlay	6000-6999	1,002,963.00	1.54%	1,018,409.00	1.37%	1,032,412.00
7. Other Outgo (excluding Transfers of Indirect Costs)	7100-7299, 7400-7499	48,000.00	1.54%	48,739.00	1.37%	49,409.00
8. Other Outgo - Transfers of Indirect Costs	7300-7399	(269,036.00)	16.92%	(314,565.00)	17.49%	(369,579.00)
9. Other Financing Uses						
a. Transfers Out	7600-7629	4,800,000.00	0.00%	4,800,000.00	0.00%	4,800,000.00
b. Other Uses	7630-7699	0.00	0.00%	0.00	0.00%	0.00
10. Other Adjustments				0.00		0.00
11. Total (Sum lines B1 thru B10)		242,032,270.00	-0.48%	240,862,215.00	-0.96%	238,542,672.00
C. NET INCREASE (DECREASE) IN FUND BALANCE (Line A6 minus line B11)		(5,432,620.00)		(7,042,862.00)		(4,417,422.00)

Description	Object Codes	2026-27 Budget (Form 01) (A)	% Change (Cols. C-A/A) (B)	2027-28 Projection (C)	% Change (Cols. E-C/C) (D)	2028-29 Projection (E)
D. FUND BALANCE						
1. Net Beginning Fund Balance (Form 01, line F1e)		39,210,679.85		33,778,059.85		26,735,197.85
2. Ending Fund Balance (Sum lines C and D1)		33,778,059.85		26,735,197.85		22,317,775.85
3. Components of Ending Fund Balance						
a. Nonspendable	9710-9719	75,000.00		75,000.00		75,000.00
b. Restricted	9740	21,153,094.23		14,798,762.23		11,907,243.23
c. Committed						
1. Stabilization Arrangements	9750	0.00		0.00		0.00
2. Other Commitments	9760	3,878,147.05		4,622,922.00		2,708,298.00
d. Assigned	9780	0.00		0.00		0.00
e. Unassigned/Unappropriated						
1. Reserve for Economic Uncertainties	9789	7,260,968.00		7,225,866.00		7,156,280.00
2. Unassigned/Unappropriated	9790	1,410,850.57		12,647.62		470,954.62
f. Total Components of Ending Fund Balance (Line D3f must agree with line D2)		33,778,059.85		26,735,197.85		22,317,775.85
E. AVAILABLE RESERVES						
1. General Fund						
a. Stabilization Arrangements	9750	0.00		0.00		0.00
b. Reserve for Economic Uncertainties	9789	7,260,968.00		7,225,866.00		7,156,280.00
c. Unassigned/Unappropriated	9790	1,410,850.57		12,647.62		470,954.62
d. Negative Restricted Ending Balances (Negative resources 2000-9999)	979Z			0.00		0.00
2. Special Reserve Fund - Noncapital Outlay (Fund 17)						
a. Stabilization Arrangements	9750	0.00		0.00		0.00
b. Reserve for Economic Uncertainties	9789	0.00		8,955.00		9,358.00
c. Unassigned/Unappropriated	9790	0.00		0.00		0.00
3. Total Available Reserves - by Amount (Sum lines E1a thru E2c)		8,671,818.57		7,247,468.62		7,636,592.62
4. Total Available Reserves - by Percent (Line E3 divided by Line F3c)		3.58%		3.01%		3.20%
F. RECOMMENDED RESERVES						
1. Special Education Pass-through Exclusions						
For districts that serve as the administrative unit (AU) of a special education local plan area (SELPA):						
a. Do you choose to exclude from the reserve calculation the pass-through funds distributed to SELPA members?	No					

Description	Object Codes	2026-27 Budget (Form 01) (A)	% Change (Cols. C-A/A) (B)	2027-28 Projection (C)	% Change (Cols. E-C/C) (D)	2028-29 Projection (E)
b. If you are the SELPA AU and are excluding special education pass-through funds:						
1. Enter the name(s) of the SELPA(s):						
2. Special education pass-through funds (Column A: Fund 10, resources 3300-3499, 6500-6540 and 6546, objects 7211-7213 and 7221-7223; enter projections for subsequent years 1 and 2 in Columns C and E)		0.00		0.00		0.00
2. District ADA						
Used to determine the reserve standard percentage level on line F3d (Col. A: Form A, Estimated P-2 ADA column, Lines A4 and C4; enter projections)		12,999.30		12,808.26		12,801.06
3. Calculating the Reserves						
a. Expenditures and Other Financing Uses (Line B11)		242,032,270.00		240,862,215.00		238,542,672.00
b. Plus: Special Education Pass-through Funds (Line F1b2, if Line F1a is No)		0.00		0.00		0.00
c. Total Expenditures and Other Financing Uses (Line F3a plus line F3b)		242,032,270.00		240,862,215.00		238,542,672.00
d. Reserve Standard Percentage Level (Refer to Form 01CS, Criterion 10 for calculation details)		3.00%		3.00%		3.00%
e. Reserve Standard - By Percent (Line F3c times F3d)		7,260,968.10		7,225,866.45		7,156,280.16
f. Reserve Standard - By Amount (Refer to Form 01CS, Criterion 10 for calculation details)		0.00		0.00		0.00
g. Reserve Standard (Greater of Line F3e or F3f)		7,260,968.10		7,225,866.45		7,156,280.16
h. Available Reserves (Line E3) Meet Reserve Standard (Line F3g)		YES		YES		YES

Current LEA:	36-67702-0000000 Etiwanda Elementary	
Selected SELPA:	SS	(Enter a SELPA ID from the list below then save and close)
POTENTIAL SELPAS FOR THIS LEA		DATE APPROVED
ID	SELPA-TITLE	(from Form SEA)
SS	West End	

Description	Direct Costs - Interfund		Indirect Costs - Interfund		Interfund Transfers In 8900-8929	Interfund Transfers Out 7600-7629	Due From Other Funds 9310	Due To Other Funds 9610
	Transfers In 5750	Transfers Out 5750	Transfers In 7350	Transfers Out 7350				
01 GENERAL FUND								
Expenditure Detail	0.00	(246,990.00)	0.00	(269,036.00)				
Other Sources/Uses Detail					10,059,100.00	4,100,000.00		
Fund Reconciliation							0.00	0.00
08 STUDENT ACTIVITY SPECIAL REVENUE FUND								
Expenditure Detail	0.00	0.00	0.00	0.00				
Other Sources/Uses Detail					0.00	0.00		
Fund Reconciliation							0.00	0.00
09 CHARTER SCHOOLS SPECIAL REVENUE FUND								
Expenditure Detail	0.00	0.00	0.00	0.00				
Other Sources/Uses Detail					0.00	0.00		
Fund Reconciliation							0.00	0.00
10 SPECIAL EDUCATION PASS-THROUGH FUND								
Expenditure Detail								
Other Sources/Uses Detail								
Fund Reconciliation							0.00	0.00
11 ADULT EDUCATION FUND								
Expenditure Detail	0.00	0.00	0.00	0.00				
Other Sources/Uses Detail					0.00	0.00		
Fund Reconciliation							0.00	0.00
12 CHILD DEVELOPMENT FUND								
Expenditure Detail	0.00	0.00	0.00	0.00				
Other Sources/Uses Detail					0.00	0.00		
Fund Reconciliation							0.00	0.00
13 CAFETERIA SPECIAL REVENUE FUND								
Expenditure Detail	1,832.00	0.00	269,036.00	0.00				
Other Sources/Uses Detail					0.00	0.00		
Fund Reconciliation							0.00	0.00
14 DEFERRED MAINTENANCE FUND								
Expenditure Detail	0.00	0.00						
Other Sources/Uses Detail					0.00	0.00		
Fund Reconciliation							0.00	0.00
15 PUPIL TRANSPORTATION EQUIPMENT FUND								
Expenditure Detail	0.00	0.00						
Other Sources/Uses Detail					0.00	0.00		
Fund Reconciliation							0.00	0.00
17 SPECIAL RESERVE FUND FOR OTHER THAN CAPITAL OUTLAY								
Expenditure Detail								
Other Sources/Uses Detail					0.00	7,000,000.00		
Fund Reconciliation							0.00	0.00
18 SCHOOL BUS EMISSIONS REDUCTION FUND								
Expenditure Detail	0.00	0.00						
Other Sources/Uses Detail					0.00	0.00		

Description	Direct Costs - Interfund		Indirect Costs - Interfund		Interfund Transfers In 8900-8929	Interfund Transfers Out 7600-7629	Due From Other Funds 9310	Due To Other Funds 9610
	Transfers In 5750	Transfers Out 5750	Transfers In 7350	Transfers Out 7350				
Fund Reconciliation							0.00	0.00
19 FOUNDATION SPECIAL REVENUE FUND								
Expenditure Detail	0.00	0.00	0.00	0.00				
Other Sources/Uses Detail						0.00		
Fund Reconciliation							0.00	0.00
20 SPECIAL RESERVE FUND FOR POSTEMPLOYMENT BENEFITS								
Expenditure Detail								
Other Sources/Uses Detail					0.00	859,100.00		
Fund Reconciliation							0.00	0.00
21 BUILDING FUND								
Expenditure Detail	0.00	0.00						
Other Sources/Uses Detail					0.00	0.00		
Fund Reconciliation							0.00	0.00
25 CAPITAL FACILITIES FUND								
Expenditure Detail	35,000.00	0.00						
Other Sources/Uses Detail					0.00	0.00		
Fund Reconciliation							0.00	0.00
30 STATE SCHOOL BUILDING LEASE/PURCHASE FUND								
Expenditure Detail	0.00	0.00						
Other Sources/Uses Detail					0.00	0.00		
Fund Reconciliation							0.00	0.00
35 COUNTY SCHOOL FACILITIES FUND								
Expenditure Detail	0.00	0.00						
Other Sources/Uses Detail					0.00	3,226,202.50		
Fund Reconciliation							0.00	0.00
40 SPECIAL RESERVE FUND FOR CAPITAL OUTLAY PROJECTS								
Expenditure Detail	0.00	0.00						
Other Sources/Uses Detail					7,427,048.50	2,300,846.00		
Fund Reconciliation							0.00	0.00
49 CAP PROJ FUND FOR BLENDED COMPONENT UNITS								
Expenditure Detail	210,158.00	0.00						
Other Sources/Uses Detail					0.00	0.00		
Fund Reconciliation							0.00	0.00
51 BOND INTEREST AND REDEMPTION FUND								
Expenditure Detail								
Other Sources/Uses Detail					0.00	0.00		
Fund Reconciliation							0.00	0.00
52 DEBT SVC FUND FOR BLENDED COMPONENT UNITS								
Expenditure Detail								
Other Sources/Uses Detail					6,000,000.00	6,000,000.00		
Fund Reconciliation							0.00	0.00

Description	Direct Costs - Interfund Transfers In 5750	Direct Costs - Interfund Transfers Out 5750	Indirect Costs - Interfund Transfers In 7350	Indirect Costs - Interfund Transfers Out 7350	Interfund Transfers In 8900-8929	Interfund Transfers Out 7600-7629	Due From Other Funds 9310	Due To Other Funds 9610
53 TAX OVERRIDE FUND								
Expenditure Detail								
Other Sources/Uses Detail					0.00	0.00		
Fund Reconciliation							0.00	0.00
56 DEBT SERVICE FUND								
Expenditure Detail								
Other Sources/Uses Detail					0.00	0.00		
Fund Reconciliation							0.00	0.00
57 FOUNDATION PERMANENT FUND								
Expenditure Detail	0.00	0.00	0.00	0.00				
Other Sources/Uses Detail						0.00		
Fund Reconciliation							0.00	0.00
61 CAFETERIA ENTERPRISE FUND								
Expenditure Detail	0.00	0.00	0.00	0.00				
Other Sources/Uses Detail					0.00	0.00		
Fund Reconciliation							0.00	0.00
62 CHARTER SCHOOLS ENTERPRISE FUND								
Expenditure Detail	0.00	0.00	0.00	0.00				
Other Sources/Uses Detail					0.00	0.00		
Fund Reconciliation							0.00	0.00
63 OTHER ENTERPRISE FUND								
Expenditure Detail	0.00	0.00						
Other Sources/Uses Detail					0.00	0.00		
Fund Reconciliation							0.00	0.00
66 WAREHOUSE REVOLVING FUND								
Expenditure Detail	0.00	0.00						
Other Sources/Uses Detail					0.00	0.00		
Fund Reconciliation							0.00	0.00
67 SELF-INSURANCE FUND								
Expenditure Detail	0.00	0.00						
Other Sources/Uses Detail					0.00	0.00		
Fund Reconciliation							0.00	0.00
71 RETIREE BENEFIT FUND								
Expenditure Detail								
Other Sources/Uses Detail					0.00			
Fund Reconciliation							0.00	0.00
73 FOUNDATION PRIVATE-PURPOSE TRUST FUND								
Expenditure Detail	0.00	0.00						
Other Sources/Uses Detail					0.00			
Fund Reconciliation							0.00	0.00
76 WARRANT/PASS-THROUGH FUND								
Expenditure Detail								
Other Sources/Uses Detail								
Fund Reconciliation							0.00	0.00

Description	Direct Costs - Interfund		Indirect Costs - Interfund		Interfund Transfers In 8900-8929	Interfund Transfers Out 7600-7629	Due From Other Funds 9310	Due To Other Funds 9610
	Transfers In 5750	Transfers Out 5750	Transfers In 7350	Transfers Out 7350				
95 STUDENT BODY FUND								
Expenditure Detail								
Other Sources/Uses Detail								
Fund Reconciliation							0.00	0.00
TOTALS	246,990.00	(246,990.00)	269,036.00	(269,036.00)	23,486,148.50	23,486,148.50	0.00	0.00

Description	Direct Costs - Interfund Transfers In 5750	Transfers Out 5750	Indirect Costs - Interfund Transfers In 7350	Transfers Out 7350	Interfund Transfers In 8900-8929	Interfund Transfers Out 7600-7629	Due From Other Funds 9310	Due To Other Funds 9610
01 GENERAL FUND								
Expenditure Detail	0.00	(243,390.00)	0.00	(269,036.00)				
Other Sources/Uses Detail					6,619,300.00	4,800,000.00		
Fund Reconciliation								
08 STUDENT ACTIVITY SPECIAL REVENUE FUND								
Expenditure Detail	0.00	0.00	0.00	0.00				
Other Sources/Uses Detail					0.00	0.00		
Fund Reconciliation								
09 CHARTER SCHOOLS SPECIAL REVENUE FUND								
Expenditure Detail	0.00	0.00	0.00	0.00				
Other Sources/Uses Detail					0.00	0.00		
Fund Reconciliation								
10 SPECIAL EDUCATION PASS-THROUGH FUND								
Expenditure Detail								
Other Sources/Uses Detail								
Fund Reconciliation								
11 ADULT EDUCATION FUND								
Expenditure Detail	0.00	0.00	0.00	0.00				
Other Sources/Uses Detail					0.00	0.00		
Fund Reconciliation								
12 CHILD DEVELOPMENT FUND								
Expenditure Detail	0.00	0.00	0.00	0.00				
Other Sources/Uses Detail					0.00	0.00		
Fund Reconciliation								
13 CAFETERIA SPECIAL REVENUE FUND								
Expenditure Detail	0.00	(4,500.00)	269,036.00	0.00				
Other Sources/Uses Detail					0.00	0.00		
Fund Reconciliation								
14 DEFERRED MAINTENANCE FUND								
Expenditure Detail	0.00	0.00						
Other Sources/Uses Detail					0.00	0.00		
Fund Reconciliation								
15 PUPIL TRANSPORTATION EQUIPMENT FUND								
Expenditure Detail	0.00	0.00						
Other Sources/Uses Detail					0.00	0.00		
Fund Reconciliation								
17 SPECIAL RESERVE FUND FOR OTHER THAN CAPITAL OUTLAY								
Expenditure Detail								
Other Sources/Uses Detail					0.00	3,500,000.00		
Fund Reconciliation								
18 SCHOOL BUS EMISSIONS REDUCTION FUND								
Expenditure Detail	0.00	0.00						
Other Sources/Uses Detail					0.00	0.00		
Fund Reconciliation								

Description	Direct Costs - Interfund Transfers In 5750	Transfers Out 5750	Indirect Costs - Interfund Transfers In 7350	Transfers Out 7350	Interfund Transfers In 8900-8929	Interfund Transfers Out 7600-7629	Due From Other Funds 9310	Due To Other Funds 9610
19 FOUNDATION SPECIAL REVENUE FUND								
Expenditure Detail	0.00	0.00	0.00	0.00				
Other Sources/Uses Detail						0.00		
Fund Reconciliation								
20 SPECIAL RESERVE FUND FOR POSTEMPLOYMENT BENEFITS								
Expenditure Detail								
Other Sources/Uses Detail					0.00	919,300.00		
Fund Reconciliation								
21 BUILDING FUND								
Expenditure Detail	0.00	0.00						
Other Sources/Uses Detail					0.00	0.00		
Fund Reconciliation								
25 CAPITAL FACILITIES FUND								
Expenditure Detail	35,000.00	0.00						
Other Sources/Uses Detail					0.00	0.00		
Fund Reconciliation								
30 STATE SCHOOL BUILDING LEASE/PURCHASE FUND								
Expenditure Detail	0.00	0.00						
Other Sources/Uses Detail					0.00	0.00		
Fund Reconciliation								
35 COUNTY SCHOOL FACILITIES FUND								
Expenditure Detail	0.00	0.00						
Other Sources/Uses Detail					0.00	0.00		
Fund Reconciliation								
40 SPECIAL RESERVE FUND FOR CAPITAL OUTLAY PROJECTS								
Expenditure Detail	0.00	0.00						
Other Sources/Uses Detail					4,800,000.00	2,200,000.00		
Fund Reconciliation								
49 CAP PROJ FUND FOR BLENDED COMPONENT UNITS								
Expenditure Detail	212,890.00	0.00						
Other Sources/Uses Detail					0.00	0.00		
Fund Reconciliation								
51 BOND INTEREST AND REDEMPTION FUND								
Expenditure Detail								
Other Sources/Uses Detail					0.00	0.00		
Fund Reconciliation								
52 DEBT SVC FUND FOR BLENDED COMPONENT UNITS								
Expenditure Detail								
Other Sources/Uses Detail					6,500,000.00	6,500,000.00		
Fund Reconciliation								
53 TAX OVERRIDE FUND								
Expenditure Detail								

Description	Direct Costs - Interfund Transfers In 5750	Transfers Out 5750	Indirect Costs - Interfund Transfers In 7350	Transfers Out 7350	Interfund Transfers In 8900-8929	Interfund Transfers Out 7600-7629	Due From Other Funds 9310	Due To Other Funds 9610
Other Sources/Uses Detail					0.00	0.00		
Fund Reconciliation								
56 DEBT SERVICE FUND								
Expenditure Detail								
Other Sources/Uses Detail					0.00	0.00		
Fund Reconciliation								
57 FOUNDATION PERMANENT FUND								
Expenditure Detail	0.00	0.00	0.00	0.00				
Other Sources/Uses Detail						0.00		
Fund Reconciliation								
61 CAFETERIA ENTERPRISE FUND								
Expenditure Detail	0.00	0.00	0.00	0.00				
Other Sources/Uses Detail					0.00	0.00		
Fund Reconciliation								
62 CHARTER SCHOOLS ENTERPRISE FUND								
Expenditure Detail	0.00	0.00	0.00	0.00				
Other Sources/Uses Detail					0.00	0.00		
Fund Reconciliation								
63 OTHER ENTERPRISE FUND								
Expenditure Detail	0.00	0.00						
Other Sources/Uses Detail					0.00	0.00		
Fund Reconciliation								
66 WAREHOUSE REVOLVING FUND								
Expenditure Detail	0.00	0.00						
Other Sources/Uses Detail					0.00	0.00		
Fund Reconciliation								
67 SELF-INSURANCE FUND								
Expenditure Detail	0.00	0.00						
Other Sources/Uses Detail					0.00	0.00		
Fund Reconciliation								
71 RETIREE BENEFIT FUND								
Expenditure Detail								
Other Sources/Uses Detail					0.00			
Fund Reconciliation								
73 FOUNDATION PRIVATE-PURPOSE TRUST FUND								
Expenditure Detail	0.00	0.00						
Other Sources/Uses Detail					0.00			
Fund Reconciliation								
76 WARRANT/PASS-THROUGH FUND								
Expenditure Detail								
Other Sources/Uses Detail								
Fund Reconciliation								
95 STUDENT BODY FUND								
Expenditure Detail								
Other Sources/Uses Detail								

Description	Direct Costs - Interfund Transfers In 5750	Transfers Out 5750	Indirect Costs - Interfund Transfers In 7350	Transfers Out 7350	Interfund Transfers In 8900-8929	Interfund Transfers Out 7600-7629	Due From Other Funds 9310	Due To Other Funds 9610
Fund Reconciliation								
TOTALS	247,890.00	(247,890.00)	269,036.00	(269,036.00)	17,919,300.00	17,919,300.00		

Description	2025-26 Actual	2026-27 Budget	% Diff.
SELPA Name: West End (SS)			
Date allocation plan approved by SELPA governance:			
I. TOTAL SELPA REVENUES			
A. Base Plus Taxes and Excess ERAF			
1. Base Apportionment			0.00%
2. Local Special Education Property Taxes			0.00%
3. Applicable Excess ERAF			0.00%
4. Total Base Apportionment, Taxes, and Excess ERAF	0.00	0.00	0.00%
B. Program Specialist/Regionalized Services Apportionment			0.00%
C. Program Specialist/Regionalized Services for NSS Apportionment			0.00%
D. Low Incidence Apportionment			0.00%
E. Out of Home Care Apportionment			0.00%
F. Extraordinary Cost Pool for NPS/LCI and NSS Mental Health Services Apportionment			0.00%
G. Adjustment for NSS with Declining Enrollment			0.00%
H. Grand Total Apportionment, Taxes and Excess ERAF (Sum lines A4 through G)	0.00	0.00	0.00%
I. Federal IDEA Local Assistance Grants - Preschool			0.00%
J. Federal IDEA - Section 619 Preschool			0.00%
K. Other Federal Discretionary Grants			0.00%
L. Other Adjustments			0.00%
M. Total SELPA Revenues (Sum lines H through L)	0.00	0.00	0.00%
II. ALLOCATION TO SELPA MEMBERS			
San Bernardino County Office of Education (SS00)			0.0%
Alta Loma Elementary (SS01)			0.0%
Central Elementary (SS02)			0.0%
Chaffey Joint Union High (SS03)			0.0%
Chino Valley Unified (SS04)			0.0%
Cucamonga Elementary (SS05)			0.0%
Etiwanda Elementary (SS06)			0.0%
Mountain View Elementary (SS07)			0.0%
Upland Unified (SS09)			0.0%
Mt. Baldy Joint Elementary (SS10)			0.0%
Total Allocations (Sum all lines in Section II) (Amount must equal Line I.M)	0.00	0.00	0.00%

Preparer Name: _____

Title: _____

Phone: _____

Provide methodology and assumptions used to estimate ADA, enrollment, revenues, expenditures, reserves and fund balance, and multiyear commitments (including cost-of-living adjustments).

Deviations from the standards must be explained and may affect the approval of the budget.

CRITERIA AND STANDARDS

1. CRITERION: Average Daily Attendance

STANDARD: Projected funded average daily attendance (ADA) has not been overestimated in 1) the first prior fiscal year OR in 2) two or more of the previous three fiscal years by more than the following percentage levels:

Percentage Level	District ADA
3.0%	0 to 300
2.0%	301 to 1,000
1.0%	1,001 and over

District ADA (Form A, Estimated P-2 ADA column, lines A4 and C4):	12,999
District's ADA Standard Percentage Level:	**1.0%**

1A. Calculating the District's ADA Variances

DATA ENTRY: For the Third, Second, and First Prior Years, enter Estimated Funded ADA in the Original Budget Funded ADA column; enter district regular ADA and charter school ADA corresponding to financial data reported in the General Fund, only, for the Third, Second, and First Prior Years. All other data are extracted.

Fiscal Year	Original Budget Funded ADA (Form A, Lines A4 and C4)	Estimated/Unaudited Actuals Funded ADA (Form A, Lines A4 and C4)	ADA Variance Level (If Budget is greater than Actuals, else N/A)	Status
Third Prior Year (2023-24)				
District Regular	13,053	13,058		
Charter School				
Total ADA	**13,053**	**13,058**	**N/A**	**Met**
Second Prior Year (2024-25)				
District Regular	13,073	12,974		
Charter School				
Total ADA	**13,073**	**12,974**	**0.8%**	**Met**
First Prior Year (2025-26)				
District Regular	13,170	13,139		
Charter School		0		
Total ADA	**13,170**	**13,139**	**0.2%**	**Met**
Budget Year (2026-27)				
District Regular	13,139			
Charter School	0			
Total ADA	**13,139**			

1B. Comparison of District ADA to the Standard

DATA ENTRY: Enter an explanation if the standard is not met.

1a. STANDARD MET - Funded ADA has not been overestimated by more than the standard percentage level for the first prior year.

Explanation:
(required if NOT met)

1b. STANDARD MET - Funded ADA has not been overestimated by more than the standard percentage level for two or more of the previous three years.

Explanation:
(required if NOT met)

2. CRITERION: Enrollment

STANDARD: Projected enrollment has not been overestimated in 1) the first prior fiscal year OR in 2) two or more of the previous three fiscal years by more than the following percentage levels:

Percentage Level	District ADA
3.0%	0 to 300
2.0%	301 to 1,000
1.0%	1,001 and over

District ADA (Form A, Estimated P-2 ADA column, lines A4 and C4):	12,999
District's Enrollment Standard Percentage Level:	**1.0%**

2A. Calculating the District's Enrollment Variances

DATA ENTRY: Enter data in the Enrollment, Budget, column for all fiscal years and in the Enrollment, CALPADS Actual column for the First Prior Year; all other data are extracted or calculated. CALPADS Actual enrollment data preloaded in the District Regular lines will include both District Regular and Charter School enrollment. Districts will need to adjust the District Regular enrollment lines and the Charter School enrollment lines accordingly. Enter district regular enrollment and charter school enrollment corresponding to financial data reported in the General Fund, only, for all fiscal years.

Fiscal Year	Enrollment Budget	Enrollment CALPADS Actual	Enrollment Variance Level (If Budget is greater than Actual, else N/A)	Status
Third Prior Year (2023-24)				
District Regular	13,562	13,599		
Charter School				
Total Enrollment	**13,562**	**13,599**	**N/A**	**Met**
Second Prior Year (2024-25)				
District Regular	13,815	13,676		
Charter School				
Total Enrollment	**13,815**	**13,676**	**1.0%**	**Not Met**
First Prior Year (2025-26)				
District Regular	13,697	13,670		
Charter School				
Total Enrollment	**13,697**	**13,670**	**0.2%**	**Met**
Budget Year (2026-27)				
District Regular	13,524			
Charter School				
Total Enrollment	**13,524**			

2B. Comparison of District Enrollment to the Standard

DATA ENTRY: Enter an explanation if the standard is not met.

1a. STANDARD MET - Enrollment has not been overestimated by more than the standard percentage level for the first prior year.

Explanation:
(required if NOT met)

1b. STANDARD MET - Enrollment has not been overestimated by more than the standard percentage level for two or more of the previous three years.

Explanation:
(required if NOT met)

Major housing development stopped mid-project and did not complete.

3. **CRITERION: ADA to Enrollment**

STANDARD: Projected second period (P-2) average daily attendance (ADA) to enrollment ratio for any of the budget year or two subsequent fiscal years has not increased from the historical average ratio from the three prior fiscal years by more than one half of one percent (0.5%).

3A. Calculating the District's ADA to Enrollment Standard

DATA ENTRY: All data are extracted or calculated. Data should reflect district regular and charter school ADA/enrollment corresponding to financial data reported in the General Fund, only, for all fiscal years.

Fiscal Year	P-2 ADA Estimated/Unaudited Actuals (Form A, Lines A4 and C4)	Enrollment CALPADS Actual (Criterion 2, Item 2A)	Historical Ratio of ADA to Enrollment
Third Prior Year (2023-24)			
District Regular	12,941	13,599	
Charter School		0	
Total ADA/Enrollment	**12,941**	**13,599**	**95.2%**
Second Prior Year (2024-25)			
District Regular	12,973	13,676	
Charter School	0		
Total ADA/Enrollment	**12,973**	**13,676**	**94.9%**
First Prior Year (2025-26)			
District Regular	13,139	13,670	
Charter School			
Total ADA/Enrollment	**13,139**	**13,670**	**96.1%**
		Historical Average Ratio:	95.4%
		District's ADA to Enrollment Standard (historical average ratio plus 0.5%):	**95.9%**

3B. Calculating the District's Projected Ratio of ADA to Enrollment

DATA ENTRY: Enter data in the Estimated P-2 ADA column for the two subsequent years. Enter data in the Enrollment column for the two subsequent years. Data should reflect district regular and charter school ADA/enrollment corresponding to financial data reported in the General Fund only, for all fiscal years. All other data are extracted or calculated.

Fiscal Year	Estimated P-2 ADA Budget (Form A, Lines A4 and C4)	Enrollment Budget/Projected (Criterion 2, Item 2A)	Ratio of ADA to Enrollment	Status
Budget Year (2026-27)				
District Regular	12,999	13,524		
Charter School	0			
Total ADA/Enrollment	**12,999**	**13,524**	**96.1%**	**Not Met**
1st Subsequent Year (2027-28)				
District Regular	12,808	13,325		
Charter School				
Total ADA/Enrollment	**12,808**	**13,325**	**96.1%**	**Not Met**
2nd Subsequent Year (2028-29)				
District Regular	12,801	13,318		
Charter School				
Total ADA/Enrollment	**12,801**	**13,318**	**96.1%**	**Not Met**

3C. Comparison of District ADA to Enrollment Ratio to the Standard

DATA ENTRY: Enter an explanation if the standard is not met.

1a. STANDARD NOT MET - Projected P-2 ADA to enrollment ratio is above the standard for one or more of the budget or two subsequent fiscal years. Provide reasons why the projected ratio exceeds the district's historical average ratio by more than 0.5%.

Explanation:
(required if NOT met)

District is making efforts to increase ADA from 95% to 96% over the next three years.

4. CRITERION: LCFF Revenue

STANDARD: Projected local control funding formula (LCFF) revenue for any of the budget year or two subsequent fiscal years has not changed from the prior fiscal year by more than the change in population, plus the district's cost-of-living adjustment (COLA), plus or minus one percent.

For basic aid districts, projected LCFF revenue has not changed from the prior fiscal year by more than the percent change in property tax revenues plus or minus one percent.

For districts funded by necessary small school formulas, projected LCFF revenue has not changed from the prior fiscal year amount by more than the district's COLA, plus or minus one percent.

4A. District's LCFF Revenue Standard

Indicate which standard applies:

LCFF Revenue

Basic Aid

Necessary Small School

The District must select which LCFF revenue standard applies.

LCFF Revenue Standard selected: LCFF Revenue

4A1. Calculating the District's LCFF Revenue Standard

DATA ENTRY: Enter data in Step 1a for the two subsequent fiscal years. All other data is extracted or calculated. Enter data for Steps 2a through 2b1. All other data is calculated.

Projected LCFF Revenue

		Prior Year (2025-26)	Budget Year (2026-27)	1st Subsequent Year (2027-28)	2nd Subsequent Year (2028-29)
Step 1 - Change in Population					
a.	ADA (Funded) (Form A, lines A6 and C4)	13,143.15	13,143.15	13,040.61	12,982.34
b.	Prior Year ADA (Funded)		13,143.15	13,143.15	13,040.61
c.	Difference (Step 1a minus Step 1b)		0.00	(102.54)	(58.27)
d.	Percent Change Due to Population (Step 1c divided by Step 1b)		0.00%	(.78%)	(.45%)
Step 2 - Change in Funding Level					
a.	Prior Year LCFF Funding		157,176,864.00	161,417,015.00	165,213,754.00
b1.	COLA percentage		2.87%	3.06%	3.34%
b2.	COLA amount (proxy for purposes of this criterion)		4,510,976.00	4,939,360.66	5,518,139.38
c.	Percent Change Due to Funding Level (Step 2b2 divided by Step 2a)		2.87%	3.06%	3.34%
Step 3 - Total Change in Population and Funding Level (Step 1d plus Step 2c)			2.87%	2.28%	2.89%
	LCFF Revenue Standard (Step 3, plus/minus 1%):		**1.87% to 3.87%**	**1.28% to 3.28%**	**1.89% to 3.89%**

4A2. Alternate LCFF Revenue Standard - Basic Aid

DATA ENTRY: If applicable to your district, input data in the 1st and 2nd Subsequent Year columns for projected local property taxes; all other data are extracted or calculated.

Basic Aid District Projected LCFF Revenue

	Prior Year (2025-26)	Budget Year (2026-27)	1st Subsequent Year (2027-28)	2nd Subsequent Year (2028-29)
Projected Local Property Taxes (Form 01, Objects 8021 - 8089)	25,168,970.00	25,168,970.00	25,168,970.00	25,168,970.00
Percent Change from Previous Year		N/A	N/A	N/A
Basic Aid Standard (percent change from previous year, plus/minus 1%):		N/A	N/A	N/A

4A3. Alternate LCFF Revenue Standard - Necessary Small School

DATA ENTRY: All data are extracted or calculated.

Necessary Small School District Projected LCFF Revenue

	Budget Year (2026-27)	1st Subsequent Year (2027-28)	2nd Subsequent Year (2028-29)
Necessary Small School Standard (COLA Step 2c, plus/minus 1%):	N/A	N/A	N/A

4B. Calculating the District's Projected Change in LCFF Revenue

DATA ENTRY: Enter data in the 1st and 2nd Subsequent Year columns for LCFF Revenue; all other data are extracted or calculated.

	Prior Year (2025-26)	Budget Year (2026-27)	1st Subsequent Year (2027-28)	2nd Subsequent Year (2028-29)
LCFF Revenue (Fund 01, Objects 8011, 8012, 8020-8089)	156,374,535.00	161,417,015.00	165,213,754.00	170,425,345.00
District's Projected Change in LCFF Revenue:		3.22%	2.35%	3.15%
LCFF Revenue Standard		**1.87% to 3.87%**	**1.28% to 3.28%**	**1.89% to 3.89%**
Status:		Met	Met	Met

4C. Comparison of District LCFF Revenue to the Standard

DATA ENTRY: Enter an explanation if the standard is not met.

1a. STANDARD MET - Projected change in LCFF revenue has met the standard for the budget and two subsequent fiscal years.

Explanation:
(required if NOT met)

5. **CRITERION: Salaries and Benefits**

STANDARD: Projected ratio of total unrestricted salaries and benefits to total unrestricted general fund expenditures for any of the budget year or two subsequent fiscal years has not changed from the historical average ratio from the three prior fiscal years by more than the greater of three percent or the district's required reserves percentage.

5A. Calculating the District's Historical Average Ratio of Unrestricted Salaries and Benefits to Total Unrestricted General Fund Expenditures

DATA ENTRY: All data are extracted or calculated.

Fiscal Year	Estimated/Unaudited Actuals - Unrestricted (Resources 0000-1999) Salaries and Benefits (Form 01, Objects 1000-3999)	Total Expenditures (Form 01, Objects 1000-7499)	Ratio of Unrestricted Salaries and Benefits to Total Unrestricted Expenditures
Third Prior Year (2023-24)	127,297,478.31	151,778,005.25	83.9%
Second Prior Year (2024-25)	132,114,386.40	151,997,355.13	86.9%
First Prior Year (2025-26)	132,994,231.00	153,098,280.00	86.9%
		Historical Average Ratio:	85.9%

	Budget Year (2026-27)	1st Subsequent Year (2027-28)	2nd Subsequent Year (2028-29)
District's Reserve Standard Percentage (Criterion 10B, Line 4):	3.0%	3.0%	3.0%
District's Salaries and Benefits Standard (historical average ratio, plus/minus the greater of 3% or the district's reserve standard percentage):	**82.9% to 88.9%**	**82.9% to 88.9%**	**82.9% to 88.9%**

5B. Calculating the District's Projected Ratio of Unrestricted Salaries and Benefits to Total Unrestricted General Fund Expenditures

DATA ENTRY: If Form MYP exists, Unrestricted Salaries and Benefits, and Total Unrestricted Expenditures data for the 1st and 2nd Subsequent Years will be extracted; if not, enter data for the two subsequent years. All other data are extracted or calculated.

Fiscal Year	Budget - Unrestricted (Resources 0000-1999) Salaries and Benefits (Form 01, Objects 1000-3999) (Form MYP, Lines B1-B3)	Total Expenditures (Form 01, Objects 1000-7499) (Form MYP, Lines B1-B8, B10)	Ratio of Unrestricted Salaries and Benefits to Total Unrestricted Expenditures	Status
Budget Year (2026-27)	131,995,593.00	152,006,936.00	86.8%	Met
1st Subsequent Year (2027-28)	133,517,806.00	154,706,154.00	86.3%	Met
2nd Subsequent Year (2028-29)	133,014,214.00	155,531,851.00	85.5%	Met

5C. Comparison of District Salaries and Benefits Ratio to the Standard

DATA ENTRY: Enter an explanation if the standard is not met.

1a. STANDARD MET - Ratio of total unrestricted salaries and benefits to total unrestricted expenditures has met the standard for the budget and two subsequent fiscal years.

Explanation:
(required if NOT met)

6. **CRITERION: Other Revenues and Expenditures**

STANDARD: Projected operating revenues (including federal, other state, and other local) or expenditures (including books and supplies, and services and other operating), for any of the budget year or two subsequent fiscal years, have not changed from the prior fiscal year amount by more than the percentage change in population and the funded cost-of-living adjustment (COLA) plus or minus ten percent.

For each major object category, changes that exceed the percentage change in population and the funded COLA plus or minus five percent must be explained.

6A. Calculating the District's Other Revenues and Expenditures Standard Percentage Ranges

DATA ENTRY: All data are extracted or calculated.

	Budget Year (2026-27)	1st Subsequent Year (2027-28)	2nd Subsequent Year (2028-29)
1. District's Change in Population and Funding Level (Criterion 4A1, Step 3):	2.87%	2.28%	2.89%
2. District's Other Revenues and Expenditures Standard Percentage Range (Line 1, plus/minus 10%):	**-7.13% to 12.87%**	**-7.72% to 12.28%**	**-7.11% to 12.89%**
3. District's Other Revenues and Expenditures Explanation Percentage Range (Line 1, plus/minus 5%):	-2.13% to 7.87%	-2.72% to 7.28%	-2.11% to 7.89%

6B. Calculating the District's Change by Major Object Category and Comparison to the Explanation Percentage Range (Section 6A, Line 3)

DATA ENTRY: If Form MYP exists, the 1st and 2nd Subsequent Year data for each revenue and expenditure section will be extracted; if not, enter data for the two subsequent years. All other data are extracted or calculated.

Explanations must be entered for each category if the percent change for any year exceeds the district's explanation percentage range.

Object Range / Fiscal Year	Amount	Percent Change Over Previous Year	Change Is Outside Explanation Range
Federal Revenue (Fund 01, Objects 8100-8299) (Form MYP, Line A2)			
First Prior Year (2025-26)	5,352,214.00		
Budget Year (2026-27)	5,431,444.00	1.48%	No
1st Subsequent Year (2027-28)	5,524,163.00	1.71%	No
2nd Subsequent Year (2028-29)	5,616,533.00	1.67%	No

Explanation: (required if Yes)

Object Range / Fiscal Year	Amount	Percent Change Over Previous Year	Change Is Outside Explanation Range
Other State Revenue (Fund 01, Objects 8300-8599) (Form MYP, Line A3)			
First Prior Year (2025-26)	31,109,084.00		
Budget Year (2026-27)	34,326,284.00	10.34%	Yes
1st Subsequent Year (2027-28)	25,836,370.00	(24.73%)	Yes
2nd Subsequent Year (2028-29)	25,734,866.00	(.39%)	No

Explanation: (required if Yes) New student support and professional development discretionary grant in 26/27.

Object Range / Fiscal Year	Amount	Percent Change Over Previous Year	Change Is Outside Explanation Range
Other Local Revenue (Fund 01, Objects 8600-8799) (Form MYP, Line A4)			
First Prior Year (2025-26)	28,880,290.00		
Budget Year (2026-27)	28,805,607.00	(.26%)	No
1st Subsequent Year (2027-28)	28,961,739.00	.54%	No
2nd Subsequent Year (2028-29)	29,241,153.00	.96%	No

Explanation: (required if Yes)

Books and Supplies (Fund 01, Objects 4000-4999) (Form MYP, Line B4)

First Prior Year (2025-26)	8,946,618.00		
Budget Year (2026-27)	8,710,653.00	(2.64%)	Yes
1st Subsequent Year (2027-28)	7,454,381.00	(14.42%)	Yes
2nd Subsequent Year (2028-29)	8,974,017.00	20.39%	Yes

Explanation: (required if Yes) Textbook adoptions and carryover.

Services and Other Operating Expenditures (Fund 01, Objects 5000-5999) (Form MYP, Line B5)

First Prior Year (2025-26)	32,769,109.00		
Budget Year (2026-27)	29,189,180.00	(10.92%)	Yes
1st Subsequent Year (2027-28)	26,903,180.00	(7.83%)	Yes
2nd Subsequent Year (2028-29)	26,559,954.00	(1.28%)	No

Explanation: (required if Yes) Classified support staffing through outside agencies.

6C. Calculating the District's Change in Total Operating Revenues and Expenditures (Section 6A, Line 2)

DATA ENTRY: All data are extracted or calculated.

Object Range / Fiscal Year	Amount	Percent Change Over Previous Year	Status
Total Federal, Other State, and Other Local Revenue (Criterion 6B)			
First Prior Year (2025-26)	65,341,588.00		
Budget Year (2026-27)	68,563,335.00	4.93%	Met
1st Subsequent Year (2027-28)	60,322,272.00	(12.02%)	Not Met
2nd Subsequent Year (2028-29)	60,592,552.00	.45%	Met
Total Books and Supplies, and Services and Other Operating Expenditures (Criterion 6B)			
First Prior Year (2025-26)	41,715,727.00		
Budget Year (2026-27)	37,899,833.00	(9.15%)	Not Met
1st Subsequent Year (2027-28)	34,357,561.00	(9.35%)	Not Met
2nd Subsequent Year (2028-29)	35,533,971.00	3.42%	Met

6D. Comparison of District Total Operating Revenues and Expenditures to the Standard Percentage Range

DATA ENTRY: Explanations are linked from Section 6B if the status in Section 6C is not met; no entry is allowed below.

1a. STANDARD NOT MET - Projected total operating revenues have changed by more than the standard in one or more of the budget or two subsequent fiscal years. Reasons for the projected change, descriptions of the methods and assumptions used in the projections, and what changes, if any, will be made to bring the projected operating revenues within the standard must be entered in Section 6A above and will also display in the explanation box below.

Explanation: Federal Revenue (linked from 6B if NOT met)	
Explanation: Other State Revenue (linked from 6B if NOT met)	New student support and professional development discretionary grant in 26/27.
Explanation: Other Local Revenue (linked from 6B if NOT met)	

1b. STANDARD NOT MET - Projected total operating expenditures have changed by more than the standard in one or more of the budget or two subsequent fiscal years. Reasons for the projected change, descriptions of the methods and assumptions used in the projections, and what changes, if any, will be made to bring the projected operating expenditures within the standard must be entered in Section 6A above and will also display in the explanation box below.

Explanation: Books and Supplies (linked from 6B if NOT met)	Textbook adoptions and carryover.
Explanation: **Services and Other Exps** (linked from 6B if NOT met)	Classified support staffing through outside agencies.

7. **CRITERION: Facilities Maintenance**

STANDARD: Confirm that the annual contribution for facilities maintenance funding is not less than the amount required pursuant to Education Code Section 17070.75, if applicable, and that the district is providing adequately to preserve the functionality of its facilities for their normal life in accordance with Education Code sections 52060(d)(1) and 17002(d)(1).

Determining the District's Compliance with the Contribution Requirement for EC Section 17070.75 - Ongoing and Major Maintenance/Restricted Maintenance Account (OMMA/RMA)

NOTE: EC Section 17070.75 requires the district to deposit into the account a minimum amount equal to or greater than three percent of the total general fund expenditures and other financing uses for that fiscal year. Statute exclude the following resource codes from the total general fund expenditures calculation: 3212, 3213, 3214, 3216, 3218, 3219, 3225, 3226, 3227, 3228, 5316, 5632, 5633, 5634, 7027, and 7690.

DATA ENTRY: Click the appropriate Yes or No button for special education local plan area (SELPA) administrative units (AUs); all other data are extracted or calculated. If standard is not met, enter an X in the appropriate box and enter an explanation, if applicable.

1. a. For districts that are the AU of a SELPA, do you choose to exclude revenues that are passed through to participating members of the SELPA from the OMMA/RMA required minimum contribution calculation? — No

   b. Pass-through revenues and apportionments that may be excluded from the OMMA/RMA calculation per EC Section 17070.75(b)(2)(D) (Fund 10, resources 3300-3499, 6500-6540 and 6546, objects 7211-7213 and 7221-7223) — 0.00

2. Ongoing and Major Maintenance/Restricted Maintenance Account

a. Budgeted Expenditures and Other Financing Uses (Form 01, objects 1000-7999, exclude resources 3212, 3213, 3214, 3216, 3218, 3219, 3225, 3226, 3227, 3228, 5316, 5632, 5633, 5634, 7027, and 7690)	233,188,210.00			
b. Plus: Pass-through Revenues and Apportionments (Line 1b, if line 1a is No)	0.00			
		3% Required Minimum Contribution (Line 2c times 3%)	Budgeted Contribution[1] to the Ongoing and Major Maintenance Account	Status
c. Net Budgeted Expenditures and Other Financing Uses	233,188,210.00	6,995,646.30	7,000,000.00	Met

[1] Fund 01, Resource 8150, Objects 8900-8999

If standard is not met, enter an X in the box that best describes why the minimum required contribution was not made:

- [ ] Not applicable (district does not participate in the Leroy F. Greene School Facilities Act of 1998)
- [ ] Exempt (due to district's small size [EC Section 17070.75 (b)(2)(E)])
- [ ] Other (explanation must be provided)

Explanation: (required if NOT met and Other is marked)

8. CRITERION: Deficit Spending

STANDARD: Unrestricted deficit spending (total unrestricted expenditures and other financing uses is greater than total unrestricted revenues and other financing sources) as a percentage of total unrestricted expenditures and other financing uses, has not exceeded one-third of the district's available reserves[1] as a percentage of total expenditures and other financing uses[2] in two out of three prior fiscal years.

8A. Calculating the District's Deficit Spending Standard Percentage Levels

DATA ENTRY: All data are extracted or calculated.

		Third Prior Year (2023-24)	Second Prior Year (2024-25)	First Prior Year (2025-26)
1.	District's Available Reserve Amounts (resources 0000-1999)			
	a. Stabilization Arrangements (Funds 01 and 17, Object 9750)	0.00	0.00	0.00
	b. Reserve for Economic Uncertainties (Funds 01 and 17, Object 9789)	6,893,639.00	7,049,651.00	0.00
	c. Unassigned/Unappropriated (Funds 01 and 17, Object 9790)	17,315,490.92	10,341,727.53	16,125,671.62
	d. Negative General Fund Ending Balances in Restricted Resources (Fund 01, Object 979Z, if negative, for each of resources 2000-9999)	0.00	0.00	0.00
	e. Available Reserves (Lines 1a through 1d)	24,209,129.92	17,391,378.53	16,125,671.62
2.	Expenditures and Other Financing Uses			
	a. District's Total Expenditures and Other Financing Uses (Fund 01, objects 1000-7999)	227,537,713.02	230,007,442.05	248,507,924.18
	b. Plus: Special Education Pass-through Funds (Fund 10, resources 3300-3499, 6500-6540 and 6546, objects 7211-7213 and 7221-7223)			0.00
	c. Total Expenditures and Other Financing Uses (Line 2a plus Line 2b)	227,537,713.02	230,007,442.05	248,507,924.18
3.	District's Available Reserve Percentage (Line 1e divided by Line 2c)	10.6%	7.6%	6.5%
	District's Deficit Spending Standard Percentage Levels (Line 3 times 1/3):	**3.5%**	**2.5%**	**2.2%**

[1]Available reserves are the unrestricted amounts in the Stabilization Arrangement, Reserve for Economic Uncertainties, and Unassigned/Unappropriated accounts in the General Fund and the Special Reserve Fund for Other Than Capital Outlay Projects. Available reserves will be reduced by any negative ending balances in restricted resources in the General Fund.

[2]A school district that is the Administrative Unit of a Special Education Local Plan Area (SELPA) may exclude from its expenditures the distribution of funds to its participating members.

8B. Calculating the District's Deficit Spending Percentages

DATA ENTRY: All data are extracted or calculated.

Fiscal Year	Net Change in Unrestricted Fund Balance (Form 01, Section E)	Total Unrestricted Expenditures and Other Financing Uses (Form 01, Objects 1000-7999)	Deficit Spending Level (If Net Change in Unrestricted Fund Balance is negative, else N/A)	Status
Third Prior Year (2023-24)	(3,973,264.42)	151,778,005.25	2.6%	Met
Second Prior Year (2024-25)	(6,358,993.67)	152,782,865.13	4.2%	Not Met
First Prior Year (2025-26)	(4,498,737.00)	153,098,280.00	2.9%	Not Met
Budget Year (2026-27) (Information only)	(3,500,706.00)	152,006,936.00		

8C. Comparison of District Deficit Spending to the Standard

DATA ENTRY: Enter an explanation if the standard is not met.

1a. STANDARD NOT MET - Unrestricted deficit spending has exceeded the standard percentage levels for two or more of the previous three fiscal years. Provide reasons for the deficit spending, a description of the methods and assumptions used in balancing the unrestricted budgets, and what change, if any, will be made to ensure that the subsequent budgets are balanced within the standard.

Explanation:
(required if NOT met)

On-schedule salary retros and one-time salary bonus.

9. CRITERION: Fund and Cash Balances

A. Fund Balance STANDARD: Budgeted beginning unrestricted general fund balance has not been overestimated for two out of three prior fiscal years by more than the following percentage levels:

Percentage Level [1]	District ADA
1.7%	0 to 300
1.3%	301 to 1,000
1.0%	1,001 to 30,000
0.7%	30,001 to 250,000
0.3%	250,001 and over

[1] Percentage levels equate to a rate of deficit spending which would eliminate recommended reserves for economic uncertainties over a three year period.

District Estimated P-2 ADA (Form A, Lines A6 and C4):	13,003
District's Fund Balance Standard Percentage Level:	**1.0%**

9A-1. Calculating the District's Unrestricted General Fund Beginning Balance Percentages

DATA ENTRY: Enter data in the Original Budget column for the First, Second, and Third Prior Years; all other data are extracted or calculated.

Fiscal Year	Unrestricted General Fund Beginning Balance [2] (Form 01, Line F1e, Unrestricted Column) Original Budget	Estimated/Unaudited Actuals	Beginning Fund Balance Variance Level (If overestimated, else N/A)	Status
Third Prior Year (2023-24)	20,894,889.71	30,956,666.71	N/A	Met
Second Prior Year (2024-25)	20,812,867.22	26,983,402.29	N/A	Met
First Prior Year (2025-26)	14,099,382.29	20,624,408.62	N/A	Met
Budget Year (2026-27) (Information only)	16,125,671.62			

[2] Adjusted beginning balance, including audit adjustments and other restatements (objects 9791-9795)

9A-2. Comparison of District Unrestricted Beginning Fund Balance to the Standard

DATA ENTRY: Enter an explanation if the standard is not met.

1a. STANDARD MET - Unrestricted general fund beginning fund balance has not been overestimated by more than the standard percentage level for two or more of the previous three years.

Explanation:
(required if NOT met)

B. Cash Balance Standard: Projected general fund cash balance will be positive at the end of the current fiscal year.

9B-1: Determining if the District's Ending Cash Balance is Positive

DATA ENTRY: If Form CASH exists, data will be extracted; if not, data must be entered below.

Fiscal Year	Ending Cash Balance General Fund (Form CASH, Line F, June Column)	Status
Current Year (2026-27)	25,695,669.43	Met

9B-2. Comparison of the District's Ending Cash Balance to the Standard

DATA ENTRY: Enter an explanation if the standard is not met.

1a. STANDARD MET - Projected general fund cash balance will be positive at the end of the current fiscal year.

Explanation:
(required if NOT met)

10. CRITERION: Reserves

STANDARD: Available reserves[1] for any of the budget year or two subsequent fiscal years are not less than the following percentages or amounts[2] as applied to total expenditures and other financing uses[3]:

DATA ENTRY: Budget Year data are extracted. If Form MYP exists, 1st and 2nd Subsequent Year data will be extracted. If not, enter district regular ADA and charter school ADA corresponding to financial data reported in the General Fund, only, for the two subsequent years.

Percentage Level	District ADA
5% or $90,000 (greater of)	0 to 300
4% or $90,000 (greater of)	301 to 1,000
3%	1,001 to 30,000
2%	30,001 to 250,000
1%	250,001 and over

[1] Available reserves are the unrestricted amounts in the Stabilization Arrangements, Reserve for Economic Uncertainties, and Unassigned/Unappropriated accounts in the General Fund and the Special Reserve Fund for Other Than Capital Outlay Projects. Available reserves will be reduced by any negative ending balances in restricted resources in the General Fund.

[2] Dollar amounts to be adjusted annually by the prior year statutory cost-of-living adjustment, as referenced in Education Code Section 42238.02, rounded to the nearest thousand.

[3] A school district that is the Administrative Unit (AU) of a Special Education Local Plan Area (SELPA) may exclude from its expenditures the distribution of funds to its participating members.

	Budget Year (2026-27)	1st Subsequent Year (2027-28)	2nd Subsequent Year (2028-29)
District Estimated P-2 ADA (Budget Year, Form A, Lines A4 and C4. Subsequent Years, Form MYP, Line F2, if available.)	12,999	12,808	12,801
District's Reserve Standard Percentage Level:	**3%**	**3%**	**3%**

10A. Calculating the District's Special Education Pass-through Exclusions (only for districts that serve as the AU of a SELPA)

DATA ENTRY: For SELPA AUs, if Form MYP exists, all data will be extracted including the Yes/No button selection. If not, click the appropriate Yes or No button for item 1. If Yes, enter data for item 2a. If No, enter data for the two subsequent years in item 2b; Budget Year data are extracted.

For districts that serve as the AU of a SELPA (Form MYP, Lines F1a, F1b1, and F1b2):

1. Do you choose to exclude from the reserve calculation the pass-through funds distributed to SELPA members? — No

2. If you are the SELPA AU and are excluding special education pass-through funds:

   a. Enter the name(s) of the SELPA(s):

	Budget Year (2026-27)	1st Subsequent Year (2027-28)	2nd Subsequent Year (2028-29)
b. Special Education Pass-through Funds (Fund 10, resources 3300-3499, 6500-6540 and 6546, objects 7211-7213 and 7221-7223)	0.00	0.00	0.00

10B. Calculating the District's Reserve Standard

DATA ENTRY: If Form MYP exists, 1st and 2nd Subsequent Year data for lines 1 and 2 will be extracted; if not, enter data for the two subsequent years.

All other data are extracted or calculated.

	Budget Year (2026-27)	1st Subsequent Year (2027-28)	2nd Subsequent Year (2028-29)
1. Expenditures and Other Financing Uses (Fund 01, objects 1000-7999) (Form MYP, Line B11)	242,032,270.00	240,862,215.00	238,542,672.00
2. Plus: Special Education Pass-through (Criterion 10A, Line 2b, if Criterion 10A, Line 1 is No)	0.00	0.00	0.00
3. Total Expenditures and Other Financing Uses (Line B1 plus Line B2)	242,032,270.00	240,862,215.00	238,542,672.00

4.	Reserve Standard Percentage Level	3%	3%	3%
5.	Reserve Standard - by Percent (Line B3 times Line B4)	7,260,968.10	7,225,866.45	7,156,280.16
6.	Reserve Standard - by Amount ($90,000 for districts with 0 to 1,000 ADA, else 0)	0.00	0.00	0.00
7.	**District's Reserve Standard (Greater of Line B5 or Line B6)**	**7,260,968.10**	**7,225,866.45**	**7,156,280.16**

10C. Calculating the District's Budgeted Reserve Amount

DATA ENTRY: If Form MYP exists, 1st and 2nd Subsequent Year data for lines 1 through 7 will be extracted; if not, enter data for the two subsequent years.
All other data are extracted or calculated.

Reserve Amounts (Unrestricted resources 0000-1999 except Line 4):		Budget Year (2026-27)	1st Subsequent Year (2027-28)	2nd Subsequent Year (2028-29)
1.	General Fund - Stabilization Arrangements (Fund 01, Object 9750) (Form MYP, Line E1a)	0.00		
2.	General Fund - Reserve for Economic Uncertainties (Fund 01, Object 9789) (Form MYP, Line E1b)	7,260,968.00	7,225,866.00	7,156,280.00
3.	General Fund - Unassigned/Unappropriated Amount (Fund 01, Object 9790) (Form MYP, Line E1c)	1,410,850.57	12,647.62	470,954.62
4.	General Fund - Negative Ending Balances in Restricted Resources (Fund 01, Object 979Z, if negative, for each of resources 2000-9999) (Form MYP, Line E1d)	0.00	0.00	0.00
5.	Special Reserve Fund - Stabilization Arrangements (Fund 17, Object 9750) (Form MYP, Line E2a)	0.00		
6.	Special Reserve Fund - Reserve for Economic Uncertainties (Fund 17, Object 9789) (Form MYP, Line E2b)	0.00	8,955.00	9,358.00
7.	Special Reserve Fund - Unassigned/Unappropriated Amount (Fund 17, Object 9790) (Form MYP, Line E2c)	0.00		
8.	District's Budgeted Reserve Amount (Lines C1 thru C7)	8,671,818.57	7,247,468.62	7,636,592.62
9.	District's Budgeted Reserve Percentage (Information only) (Line 8 divided by Section 10B, Line 3)	3.58%	3.01%	3.20%
	District's Reserve Standard (Section 10B, Line 7):	**7,260,968.10**	**7,225,866.45**	**7,156,280.16**
	Status:	Met	Met	Met

10D. Comparison of District Reserve Amount to the Standard

DATA ENTRY: Enter an explanation if the standard is not met.

1a. STANDARD MET - Projected available reserves have met the standard for the budget and two subsequent fiscal years.

Explanation:
(required if NOT met)

SUPPLEMENTAL INFORMATION

DATA ENTRY: Click the appropriate Yes or No button for items S1 through S4. Enter an explanation for each Yes answer.

S1. Contingent Liabilities

1a. Does your district have any known or contingent liabilities (e.g., financial or program audits, litigation, state compliance reviews) that may impact the budget? — No

1b. If Yes, identify the liabilities and how they may impact the budget:

S2. Use of One-time Revenues for Ongoing Expenditures

1a. Does your district have ongoing general fund expenditures in the budget in excess of one percent of the total general fund expenditures that are funded with one-time resources? — No

1b. If Yes, identify the expenditures and explain how the one-time resources will be replaced to continue funding the ongoing expenditures in the following fiscal years:

S3. Use of Ongoing Revenues for One-time Expenditures

1a. Does your district have large non-recurring general fund expenditures that are funded with ongoing general fund revenues? — Yes

1b. If Yes, identify the expenditures:

The district budgeted for a textbook adoption in the budget year for $2,750,000

S4. Contingent Revenues

1a. Does your district have projected revenues for the budget year or either of the two subsequent fiscal years contingent on reauthorization by the local government, special legislation, or other definitive act (e.g., parcel taxes, forest reserves)? — No

1b. If Yes, identify any of these revenues that are dedicated for ongoing expenses and explain how the revenues will be replaced or expenditures reduced:

S5. Contributions

Identify projected contributions from unrestricted resources in the general fund to restricted resources in the general fund for the budget year and two subsequent fiscal years. Provide an explanation if contributions have changed from the prior fiscal year amounts by more than $20,000 and more than ten percent. Explanation should include whether contributions are ongoing or one-time in nature.

Identify projected transfers to or from the general fund to cover operating deficits in either the general fund or any other fund for the budget year and two subsequent fiscal years. Provide an explanation if transfers have changed from the prior fiscal year amounts by more than $20,000 and more than ten percent. Explanation should include whether transfers are ongoing or one-time in nature.

Estimate the impact of any capital projects on the general fund operational budget.

District's Contributions and Transfers Standard: -10.0% to +10.0% or -$20,000 to +$20,000

S5A. Identification of the District's Projected Contributions, Transfers, and Capital Projects that may Impact the General Fund

DATA ENTRY: For Contributions, enter data in the Projection column for the 1st and 2nd Subsequent Years. Contributions for the First Prior Year and Budget Year data will be extracted. For Transfers In and Transfers Out, the First Prior Year and Budget Year data will be extracted. If Form MYP exists, the data will be extracted for the 1st and 2nd Subsequent Years. If Form MYP does not exist, enter data for the 1st and 2nd Subsequent Years. Click the appropriate button for 1d. All other data are extracted or calculated.

Description / Fiscal Year	Projection	Amount of Change	Percent Change	Status
1a. Contributions, Unrestricted General Fund (Fund 01, Resources 0000-1999, Object 8980)				
First Prior Year (2025-26)	(34,393,698.00)			
Budget Year (2026-27)	(34,413,827.00)	20,129.00	.1%	Met
1st Subsequent Year (2027-28)	(34,353,365.00)	(60,462.00)	(.2%)	Met
2nd Subsequent Year (2028-29)	(34,440,222.00)	86,857.00	.3%	Met
1b. Transfers In, General Fund *				
First Prior Year (2025-26)	10,059,100.00			
Budget Year (2026-27)	6,619,300.00	(3,439,800.00)	(34.2%)	Not Met
1st Subsequent Year (2027-28)	8,283,327.00	1,664,027.00	25.1%	Not Met
2nd Subsequent Year (2028-29)	3,107,353.00	(5,175,974.00)	(62.5%)	Not Met
1c. Transfers Out, General Fund *				
First Prior Year (2025-26)	4,100,000.00			
Budget Year (2026-27)	4,800,000.00	700,000.00	17.1%	Not Met
1st Subsequent Year (2027-28)	4,800,000.00	0.00	0.0%	Met
2nd Subsequent Year (2028-29)	4,800,000.00	0.00	0.0%	Met

1d. Impact of Capital Projects

Do you have any capital projects that may impact the general fund operational budget? No

* Include transfers used to cover operating deficits in either the general fund or any other fund.

S5B. Status of the District's Projected Contributions, Transfers, and Capital Projects

DATA ENTRY: Enter an explanation if Not Met for items 1a-1c or if Yes for item 1d.

1a. MET - Projected contributions have not changed by more than the standard for the budget and two subsequent fiscal years.

Explanation:
(required if NOT met)

1b. NOT MET - The projected transfers in to the general fund have changed by more than the standard for one or more of the budget or subsequent two fiscal years. Identify the amount(s) transferred, by fund, and whether transfers are ongoing or one-time in nature. If ongoing, explain the district's plan, with timelines, for reducing or eliminating the transfers.

Explanation: (required if NOT met)

Transferring in special reserve funds from Fund 17 into Fund 01.

1c. NOT MET - The projected transfers out of the general fund have changed by more than the standard for one or more of the budget or subsequent two fiscal years. Identify the amount(s) transferred, by fund, and whether transfers are ongoing or one-time in nature. If ongoing, explain the district's plan, with timeframes, for reducing or eliminating the transfers.

Explanation: (required if NOT met)

Increased funding from RDA, transferring to Fund 40 for future capital outlay.

1d. NO - There are no capital projects that may impact the general fund operational budget.

Project Information:
(required if YES)

S6. Long-term Commitments

Identify all existing and new multiyear commitments[1] and their annual required payments for the budget year and two subsequent fiscal years. Explain how any increase in annual payments will be funded. Also explain how any decrease to funding sources used to pay long-term commitments will be replaced.

[1] Include multiyear commitments, multiyear debt agreements, and new programs or contracts that result in long-term obligations.

S6A. Identification of the District's Long-term Commitments

DATA ENTRY: Click the appropriate button in item 1 and enter data in all columns of item 2 for applicable long-term commitments; there are no extractions in this section.

1. Does your district have long-term (multiyear) commitments?
   (If No, skip item 2 and Sections S6B and S6C) — Yes

2. If Yes to item 1, list all new and existing multiyear commitments and required annual debt service amounts. Do not include long-term commitments for postemployment benefits other than pensions (OPEB); OPEB is disclosed in item S7A.

Type of Commitment	# of Years Remaining	SACS Fund and Object Codes Used For: Funding Sources (Revenues)	Debt Service (Expenditures)	Principal Balance as of July 1, 2026
Leases	3	FD 01 - 8590	FD 01 OBJ 6225	123,882
Certificates of Participation				
General Obligation Bonds	29	FD 51 - 85XX, 86XX	FD 51 OBJ 7433, 7434	123,281,572
Supp Early Retirement Program				
State School Building Loans				
Compensated Absences		FD 01, 13	OBJ 1XXX-3999	4,044,229
Other Long-term Commitments (do not include OPEB):				
Etiwanda School District Public Financing Authority Bonds	7	FD 91/52 - 86XX	FD 91/52 - OBJ 7433, 7434	16,140,000
Subscription-based IT Arrangements	5	FD 01 - 8011	FD 01 OBJ 5845	295,184
TOTAL:				143,884,867

Type of Commitment (continued)	Prior Year (2025-26) Annual Payment (P & I)	Budget Year (2026-27) Annual Payment (P & I)	1st Subsequent Year (2027-28) Annual Payment (P & I)	2nd Subsequent Year (2028-29) Annual Payment (P & I)
Leases	122,548	122,548	4,048	4,048
Certificates of Participation				
General Obligation Bonds	5,321,984	5,314,326	5,410,101	5,400,026
Supp Early Retirement Program				
State School Building Loans				
Compensated Absences				
Other Long-term Commitments (continued):				
Etiwanda School District Public Financing Authority Bonds	2,830,213	2,877,213	2,882,588	2,974,838
Subscription-based IT Arrangements	141,802	68,180	68,180	68,180
Total Annual Payments:	8,416,547	8,382,267	8,364,917	8,447,092
Has total annual payment increased over prior year (2025-26)?		**No**	**No**	**Yes**

S6B. Comparison of the District's Annual Payments to Prior Year Annual Payment

DATA ENTRY: Enter an explanation if Yes.

1a. Yes - Annual payments for long-term commitments have increased in one or more of the budget or two subsequent fiscal years. Explain how the increase in annual payments will be funded.

Explanation:
(required if Yes to increase in total annual payments)

Increases in GO Bond payments will be funded through property tax collections.

S6C. Identification of Decreases to Funding Sources Used to Pay Long-term Commitments

DATA ENTRY: Click the appropriate Yes or No button in item 1; if Yes, an explanation is required in item 2.

1. Will funding sources used to pay long-term commitments decrease or expire prior to the end of the commitment period, or are they one-time sources?

No

2. No - Funding sources will not decrease or expire prior to the end of the commitment period, and one-time funds are not being used for long-term commitment annual payments.

Explanation:
(required if Yes)

S7. Unfunded Liabilities

Estimate the unfunded liability for postemployment benefits other than pensions (OPEB) based on an actuarial valuation, if required, or other method; identify or estimate the actuarially determined contribution (if available); and indicate how the obligation is funded (pay-as-you-go, amortized over a specific period, etc.).

Estimate the unfunded liability for self-insurance programs such as workers' compensation based on an actuarial valuation, if required, or other method; identify or estimate the required contribution; and indicate how the obligation is funded (level of risk retained, funding approach, etc.).

S7A. Identification of the District's Estimated Unfunded Liability for Postemployment Benefits Other than Pensions (OPEB)

DATA ENTRY: Click the appropriate button in item 1 and enter data in all other applicable items; there are no extractions in this section except the budget year data on line 5b.

1 Does your district provide postemployment benefits other than pensions (OPEB)? (If No, skip items 2-5) — Yes

2. For the district's OPEB:

a. Are they lifetime benefits? — No

b. Do benefits continue past age 65? — No

c. Describe any other characteristics of the district's OPEB program including eligibility criteria and amounts, if any, that retirees are required to contribute toward their own benefits:

3 a. Are OPEB financed on a pay-as-you-go, actuarial cost, or other method? — Actuarial

b. Indicate any accumulated amounts earmarked for OPEB in a self-insurance or governmental fund

Self-Insurance Fund	Governmental Fund
0	11,236,371

4. OPEB Liabilities

a. Total OPEB liability	26,672,704.00
b. OPEB plan(s) fiduciary net position (if applicable)	
c. Total/Net OPEB liability (Line 4a minus Line 4b)	26,672,704.00
d. Is total OPEB liability based on the district's estimate or an actuarial valuation?	Actuarial
e. If based on an actuarial valuation, indicate the measurement date of the OPEB valuation	6/30/2025

5. OPEB Contributions

	Budget Year (2026-27)	1st Subsequent Year (2027-28)	2nd Subsequent Year (2028-29)
a. OPEB actuarially determined contribution (ADC), if available, per actuarial valuation or Alternative Measurement Method	0.00	0.00	0.00
b. OPEB amount contributed (for this purpose, include premiums paid to a self-insurance fund) (funds 01-70, objects 3701-3752)	919,300.00	944,581.00	969,896.00
c. Cost of OPEB benefits (equivalent of "pay-as-you-go" amount)	819,210.00	949,350.00	953,457.00
d. Number of retirees receiving OPEB benefits	56.00	56.00	56.00

S7B. Identification of the District's Unfunded Liability for Self-Insurance Programs

DATA ENTRY: Click the appropriate button in item 1 and enter data in all other applicable items; there are no extractions in this section.

1 Does your district operate any self-insurance programs such as workers' compensation, employee health and welfare, or property and liability? (Do not include OPEB, which is covered in Section S7A) (If No, skip items 2-4)

No

2 Describe each self-insurance program operated by the district, including details for each such as level of risk retained, funding approach, basis for valuation (district's estimate or actuarial), and date of the valuation:

3. Self-Insurance Liabilities

a. Accrued liability for self-insurance programs	
b. Unfunded liability for self-insurance programs	

4. Self-Insurance Contributions

	Budget Year (2026-27)	1st Subsequent Year (2027-28)	2nd Subsequent Year (2028-29)
a. Required contribution (funding) for self-insurance programs			
b. Amount contributed (funded) for self-insurance programs			

S8. Status of Labor Agreements

Analyze the status of all employee labor agreements. Identify new labor agreements, as well as new commitments provided as part of previously ratified multiyear agreements; and include all contracts, including all administrator contracts (and including all compensation). For new agreements, indicate the date of the required board meeting. Compare the increase in new commitments to the projected increase in ongoing revenues, and explain how these commitments will be funded in future fiscal years.

If salary and benefit negotiations are not finalized at budget adoption, upon settlement with certificated or classified staff:

The school district must determine the cost of the settlement, including salaries, benefits, and any other agreements that change costs, and provide the county office of education (COE) with an analysis of the cost of the settlement and its impact on the operating budget.

The county superintendent shall review the analysis relative to the criteria and standards, and may provide written comments to the president of the district governing board and superintendent.

S8A. Cost Analysis of District's Labor Agreements - Certificated (Non-management) Employees

DATA ENTRY: Enter all applicable data items; there are no extractions in this section.

	Prior Year (2nd Interim) (2025-26)	Budget Year (2026-27)	1st Subsequent Year (2027-28)	2nd Subsequent Year (2028-29)
Number of certificated (non-management) full - time - equivalent (FTE) positions	703.59	703.59	695.59	674.59

Certificated (Non-management) Salary and Benefit Negotiations

1. Are salary and benefit negotiations settled for the budget year? — No

If Yes, and the corresponding public disclosure documents have been filed with the COE, complete questions 2 and 3.

If Yes, and the corresponding public disclosure documents have not been filed with the COE, complete questions 2-5.

If No, identify the unsettled negotiations including any prior year unsettled negotiations and then complete questions 6 and 7.

Unsettled Salary and Benefits and one opener.

Negotiations Settled

2a. Per Government Code Section 3547.5(a), date of public disclosure board meeting:

2b. Per Government Code Section 3547.5(b), was the agreement certified by the district superintendent and chief business official?

If Yes, date of Superintendent and CBO certification:

3. Per Government Code Section 3547.5(c), was a budget revision adopted to meet the costs of the agreement?

If Yes, date of budget revision board adoption:

4. Period covered by the agreement: Begin Date: End Date:

5. Salary settlement:

	Budget Year (2026-27)	1st Subsequent Year (2027-28)	2nd Subsequent Year (2028-29)
Is the cost of salary settlement included in the budget and multiyear projections (MYPs)?			
One Year Agreement			
Total cost of salary settlement			
% change in salary schedule from prior year			
or			
Multiyear Agreement			
Total cost of salary settlement			
% change in salary schedule from prior year (may enter text, such as "Reopener")			

Identify the source of funding that will be used to support multiyear salary commitments:

Negotiations Not Settled

6.	Cost of a one percent increase in salary and statutory benefits	849,581		
		Budget Year (2026-27)	1st Subsequent Year (2027-28)	2nd Subsequent Year (2028-29)
7.	Amount included for any tentative salary schedule increases	0	0	0

Certificated (Non-management) Health and Welfare (H&W) Benefits		Budget Year (2026-27)	1st Subsequent Year (2027-28)	2nd Subsequent Year (2028-29)
1.	Are costs of H&W benefit changes included in the budget and MYPs?	Yes	Yes	Yes
2.	Total cost of H&W benefits	11,004,688	11,131,317	10,967,636
3.	Percent of H&W cost paid by employer	100.0%	100.0%	100.0%
4.	Percent projected change in H&W cost over prior year	3.1%	2.8%	2.7%

Certificated (Non-management) Prior Year Settlements

Are any new costs from prior year settlements included in the budget? No

If Yes, amount of new costs included in the budget and MYPs

If Yes, explain the nature of the new costs:

Certificated (Non-management) Step and Column Adjustments		Budget Year (2026-27)	1st Subsequent Year (2027-28)	2nd Subsequent Year (2028-29)
1.	Are step & column adjustments included in the budget and MYPs?	Yes	Yes	Yes
2.	Cost of step & column adjustments	1,197,910	1,202,862	1,188,482
3.	Percent change in step & column over prior year	1.4%	1.4%	1.4%

Certificated (Non-management) Attrition (layoffs and retirements)		Budget Year (2026-27)	1st Subsequent Year (2027-28)	2nd Subsequent Year (2028-29)
1.	Are savings from attrition included in the budget and MYPs?	Yes	Yes	Yes
2.	Are additional H&W benefits for those laid-off or retired employees included in the budget and MYPs?	Yes	Yes	Yes

Certificated (Non-management) - Other

List other significant contract changes and the cost impact of each change (i.e., class size, hours of employment, leave of absence, bonuses, etc.):

S8B. Cost Analysis of District's Labor Agreements - Classified (Non-management) Employees

DATA ENTRY: Enter all applicable data items; there are no extractions in this section.

	Prior Year (2nd Interim) (2025-26)	Budget Year (2026-27)	1st Subsequent Year (2027-28)	2nd Subsequent Year (2028-29)
Number of classified(non - management) FTE positions	763.82	763.82	763.82	718.82

Classified (Non-management) Salary and Benefit Negotiations

1. Are salary and benefit negotiations settled for the budget year? No

If Yes, and the corresponding public disclosure documents have been filed with the COE, complete questions 2 and 3.

If Yes, and the corresponding public disclosure documents have not been filed with the COE, complete questions 2-5.

If No, identify the unsettled negotiations including any prior year unsettled negotiations and then complete questions 6 and 7.

Salaries and Benefits and one other opener.

Negotiations Settled

2a. Per Government Code Section 3547.5(a), date of public disclosure board meeting:

2b. Per Government Code Section 3547.5(b), was the agreement certified by the district superintendent and chief business official?

If Yes, date of Superintendent and CBO certification:

3. Per Government Code Section 3547.5(c), was a budget revision adopted to meet the costs of the agreement?

If Yes, date of budget revision board adoption:

4. Period covered by the agreement: Begin Date: End Date:

5. Salary settlement:

	Budget Year (2026-27)	1st Subsequent Year (2027-28)	2nd Subsequent Year (2028-29)
Is the cost of salary settlement included in the budget and multiyear projections (MYPs)?			
One Year Agreement			
Total cost of salary settlement			
% change in salary schedule from prior year			
or			
Multiyear Agreement			
Total cost of salary settlement			
% change in salary schedule from prior year (may enter text, such as "Reopener")			

Identify the source of funding that will be used to support multiyear salary commitments:

Negotiations Not Settled

6.	Cost of a one percent increase in salary and statutory benefits	352,305		
		Budget Year (2026-27)	1st Subsequent Year (2027-28)	2nd Subsequent Year (2028-29)
7.	Amount included for any tentative salary schedule increases	0	0	0

Classified (Non-management) Health and Welfare (H&W) Benefits		Budget Year (2026-27)	1st Subsequent Year (2027-28)	2nd Subsequent Year (2028-29)
1.	Are costs of H&W benefit changes included in the budget and MYPs?	Yes	Yes	Yes
2.	Total cost of H&W benefits	5,032,633	5,171,030	5,309,614
3.	Percent of H&W cost paid by employer	100.0%	100.0%	100.0%
4.	Percent projected change in H&W cost over prior year	3.1%	2.8%	2.7%

Classified (Non-management) Prior Year Settlements				
Are any new costs from prior year settlements included in the budget?		No		
	If Yes, amount of new costs included in the budget and MYPs			

If Yes, explain the nature of the new costs:

Classified (Non-management) Step and Column Adjustments		Budget Year (2026-27)	1st Subsequent Year (2027-28)	2nd Subsequent Year (2028-29)
1.	Are step & column adjustments included in the budget and MYPs?	Yes	Yes	Yes
2.	Cost of step & column adjustments	584,826	594,535	569,540
3.	Percent change in step & column over prior year	1.7%	1.7%	1.7%

Classified (Non-management) Attrition (layoffs and retirements)		Budget Year (2026-27)	1st Subsequent Year (2027-28)	2nd Subsequent Year (2028-29)
1.	Are savings from attrition included in the budget and MYPs?	Yes	Yes	Yes
2.	Are additional H&W benefits for those laid-off or retired employees included in the budget and MYPs?	Yes	Yes	Yes

Classified (Non-management) - Other

List other significant contract changes and the cost impact of each change (i.e., hours of employment, leave of absence, bonuses, etc.):

S8C. Cost Analysis of District's Labor Agreements - Management/Supervisor/Confidential Employees

DATA ENTRY: Enter all applicable data items; there are no extractions in this section.

	Prior Year (2nd Interim) (2025-26)	Budget Year (2026-27)	1st Subsequent Year (2027-28)	2nd Subsequent Year (2028-29)
Number of management, supervisor, and confidential FTE positions	9.00	9.00	9.00	9.00

Management/Supervisor/Confidential
Salary and Benefit Negotiations

1. Are salary and benefit negotiations settled for the budget year? — No

If Yes, complete question 2.

If No, identify the unsettled negotiations including any prior year unsettled negotiations and then complete questions 3 and 4.

Salaries and Benefits and one other opener.

If n/a, skip the remainder of Section S8C.

Negotiations Settled

		Budget Year (2026-27)	1st Subsequent Year (2027-28)	2nd Subsequent Year (2028-29)
2.	Salary settlement:			
	Is the cost of salary settlement included in the budget and multiyear projections (MYPs)?			
	Total cost of salary settlement			
	% change in salary schedule from prior year (may enter text, such as "Reopener")			

Negotiations Not Settled

3.	Cost of a one percent increase in salary and statutory benefits	118,607

		Budget Year (2026-27)	1st Subsequent Year (2027-28)	2nd Subsequent Year (2028-29)
4.	Amount included for any tentative salary schedule increases	0	0	0

Management/Supervisor/Confidential
Health and Welfare (H&W) Benefits

		Budget Year (2026-27)	1st Subsequent Year (2027-28)	2nd Subsequent Year (2028-29)
1.	Are costs of H&W benefit changes included in the budget and MYPs?	Yes	Yes	Yes
2.	Total cost of H&W benefits	1,974,993	2,029,305	2,083,690
3.	Percent of H&W cost paid by employer	100.0%	100.0%	100.0%
4.	Percent projected change in H&W cost over prior year	3.1%	2.8%	2.7%

Management/Supervisor/Confidential
Step and Column Adjustments

		Budget Year (2026-27)	1st Subsequent Year (2027-28)	2nd Subsequent Year (2028-29)
1.	Are step & column adjustments included in the budget and MYPs?	Yes	Yes	Yes
2.	Cost of step and column adjustments	182,655	185,468	188,324
3.	Percent change in step & column over prior year	1.5%	1.5%	1.5%

Management/Supervisor/Confidential
Other Benefits (mileage, bonuses, etc.)

		Budget Year (2026-27)	1st Subsequent Year (2027-28)	2nd Subsequent Year (2028-29)
1.	Are costs of other benefits included in the budget and MYPs?	Yes	Yes	Yes
2.	Total cost of other benefits	169,384	174,042	178,706
3.	Percent change in cost of other benefits over prior year	3.1%	2.8%	2.7%

S9. Local Control and Accountability Plan (LCAP)

Confirm that the school district's governing board has adopted an LCAP or an update to the LCAP effective for the budget year.

DATA ENTRY: Click the appropriate Yes or No button in item 1, and enter the date in item 2.

1. Did or will the school district's governing board adopt an LCAP or an update to the LCAP effective for the budget year?	Yes
2. Adoption date of the LCAP or an update to the LCAP.	Jun 11, 2026

S10. LCAP Expenditures

Confirm that the school district's budget includes the expenditures necessary to implement the LCAP or annual update to the LCAP.

DATA ENTRY: Click the appropriate Yes or No button.

Does the school district's budget include the expenditures necessary to implement the LCAP or annual update to the LCAP as described in the Local Control and Accountability Plan and Annual Update Template?	Yes

ADDITIONAL FISCAL INDICATORS

The following fiscal indicators are designed to provide additional data for reviewing agencies. A "Yes" answer to any single indicator does not necessarily suggest a cause for concern, but may alert the reviewing agency to the need for additional review. DATA ENTRY: Click the appropriate Yes or No button for items A1 through A9 except item A3, which is automatically completed based on data in Criterion 2.

A1.	Do cash flow projections show that the district will end the budget year with a negative cash balance in the general fund?	No
A2.	Is the system of personnel position control independent from the payroll system?	No
A3.	Is enrollment decreasing in both the prior fiscal year and budget year? (Data from the enrollment budget column and actual column of Criterion 2A are used to determine Yes or No)	Yes
A4.	Are new charter schools operating in district boundaries that impact the district's enrollment, either in the prior fiscal year or budget year?	No
A5.	Has the district entered into a bargaining agreement where any of the budget or subsequent years of the agreement would result in salary increases that are expected to exceed the projected state funded cost-of-living adjustment?	No
A6.	Does the district provide uncapped (100% employer paid) health benefits for current or retired employees?	No
A7.	Is the district's financial system independent of the county office system?	No
A8.	Does the district have any reports that indicate fiscal distress pursuant to Education Code Section 42127.6(a)? (If Yes, provide copies to the county office of education)	No
A9.	Have there been personnel changes in the superintendent or chief business official positions within the last 12 months?	No

When providing comments for additional fiscal indicators, please include the item number applicable to each comment.

Comments:
(optional)

End of School District Budget Criteria and Standards Review

Budget, July 1
Budget 2026-27
Technical Review Checks
Phase - All
Display - Exceptions Only

Etiwanda Elementary **San Bernardino County**

Following is a chart of the various types of technical review checks and related requirements:

F - Fatal (Data must be corrected; an explanation is not allowed)
W/WC - Warning/Warning with Calculation (If data are not correct, correct the data; if data are correct an explanation is required)
O - Informational (If data are not correct, correct the data; if data are correct an explanation is optional, but encouraged)

EXPORT VALIDATION CHECKS

CASHFLOW-PROVIDE - (**Warning**) - A Cashflow Worksheet (Form CASH) must be provided with your Budget and Interim reports. (Note: LEAs may use a cashflow worksheet other than Form CASH, as long as it provides a monthly cashflow projected through the end of the fiscal year.) **Exception**

Explanation: Using County provided Cash Flow spreadsheet.

Budget, July 1
Estimated Actuals 2025-26
Technical Review Checks
Phase - All
Display - Exceptions Only

Etiwanda Elementary **San Bernardino County**

Following is a chart of the various types of technical review checks and related requirements:

F - Fatal (Data must be corrected; an explanation is not allowed)
W/WC - Warning/Warning with Calculation (If data are not correct, correct the data; if data are correct an explanation is required)
O - Informational (If data are not correct, correct the data; if data are correct an explanation is optional, but encouraged)

SUPPLEMENTAL CHECKS

DEBT-ACTIVITY - (**Informational**) - Long-term debt exists, but it appears that no activity has been entered in the Schedule of Long-Term Liabilities (Form DEBT) for the following long-term debt types: **Exception**

Long-Term Liability Type	Beginning Balance	Ending Balance
DEBT.GOV.GO.BONDS.9661	$104,072,949.00	$104,072,949.00
DEBT.GOV.PENSION.LIAB.9663	$158,576,960.00	$158,576,960.00
DEBT.GOV.OPEB.9664	$21,078,528.00	$21,078,528.00
DEBT.GOV.COMP.ABS.9665	$644,450.00	$644,450.00

Explanation: Form Debt is not required for Estimated Actuals during budget submission.

Charlayne Sprague
Superintendent
Douglas M. Claflin
Assistant Superintendent of Business Services
Laura Rowland
Assistant Superintendent of Personnel Services
Jeannie Tavolazzi
Assistant Superintendent of Instruction and Pupil Services
Elizabeth Freer
Executive Director of Special Education

Board of Trustees
Cathline Fort
Matthew Gordon
Dr. Fermín Jaramillo
Dayna Karsch
April McAllaster

School District Etiwanda 1883

6061 East Avenue, Etiwanda, California 91739
www.etiwanda.k12.ca.us
(909) 899-2451 FAX (909) 803-3030

To: Charlayne Sprague

From: Laura Rowland

Re: Personnel Report

Date: May 21, 2026

Please place the following personnel report on the Board Agenda for ratification at the meeting of May 28, 2026.

I. Classified

Resignation	Position	Date
Agnese Al-Chalati	Instructional Aide	5/21/2026
Yumna Bangash	Instructional Aide	5/21/2026
Clarissa Banuelos	Instructional Aide	6/25/2026
Alyssa Bautista	Instructional Aide	5/21/2026
Darlene Boltz	Instructional Aide	5/21/2026
Jacob Bravo	Instructional Aide	5/21/2026
Natalie Budge	Instructional Aide	5/21/2026
Emily Bugarin	Child Care Assistant	5/21/2026
Beverly Chavez	Instructional Aide	5/21/2026
Kirsten Cuskey	Instructional Aide	5/21/2026
Laura Green	Instructional Aide	5/21/2026
Alexandra Gregory	Instructional Aide	5/21/2026
Amber Guardado	Child Care Assistant	5/21/2026
Janice Jackson	Campus Support	5/21/2026
Andrea Jenkins	Instructional Aide	6/25/2026
Jonathan Jimenez	Instructional Aide	5/21/2026
Jennifer Lopez	Behavior Intervention Paraprofessional	5/21/2026
Matthew Noyes	Instructional Aide	5/21/2026
Sylvia Oliande	Instructional Aide	5/21/2026
Jordan Quintero	Instructional Aide	6/25/2026
Natalia Ramos	Child Care Assistant	5/21/2026
Alexa Reyes	Instructional Aide	5/21/2026
Kimberly Samson	Instructional Aide	5/21/2026
Dylan Sanner	Child Care Assistant II	6/23/2026
Abigail Schuckman	Instructional Aide	5/21/2026
Margaret Sekona	Child Care Assistant	5/21/2026
Marlene Smail	Instructional Aide	5/1/2026
Kelly Smith	Instructional Aide	5/21/2026
Ava Stewart	Child Care Assistant	5/21/2026

Karla Stubblefield	Child Care Assistant	5/21/2026
Aanchal Vaidya	Instructional Aide	5/21/2026
Ramona Valdez	Instructional Aide - Preschool	5/21/2026
Julia Marie Vista	Instructional Aide	5/21/2026

II. Classified

Release of Service	Position	Date
#11562	Instructional Aide	5/20/2026

III. Classified

Appointment	Position	• Classified Salary Schedule		Date
Roxanne Torres	Campus Support	51a	Step 1	5/4/2026

- Tentative placement based upon final verification of experience

IV. Classified

New hire	Position	• Classified Salary Schedule		Date
Wei Song	Child Care Assistant	54b	Step 1	5/7/2026

V. Temporary Classified

Reclassification	Position	• Classified Salary Schedule		Date
Frank Acosta, Jr.	Custodian Grounds I to Custodian Grounds II	63b	Step 1	5/11/2026-5/31/2026

VI. Certificated

Resignation	Position	Date
Danielle Leavins	Teacher	5/21/2026

VII. Certificated

Appointments	Position	Date
Amy Meath	Student Success Coach	8/3/2026

- Tentative placement based upon final verification of experience and education

VIII. Certificated

Appointments	Position	• District, School Site & Program Level Salary Schedule	Date
David Apodaca	Administrator of Personnel Services	Step 1	7/6/2026
Cassie Izaguirre	Assistant Principal	Step 1	7/8/2026
Joshua Lautenslager	Director of Personnel	Step 1	7/1/2026
Tania Lautenslager	Principal	Step 1	7/6/2026
Denise Reyes-Guieb	Program Specialist – Instruction	Step 1	7/6/2026
Damita Walton	Assistant Superintendent of Personnel Services	Step 1	7/1/2026

- Tentative placement based upon final verification of experience

IX. Certificated Short-Term Substitute Employees:

Effective –8/4/2025 -5/21/2026

Daniela Alvarez	Jacqueline Bladh	Annette Gutierrez

X. Classified Short-Term Substitute Employees:

(1) Campus Support, (2) Food Service Workers, (3) Delivery Drivers, (4) Custodian Grounds, (5) Clerical Substitute, (6) Child Care Substitute, (7) Office Asst. (8) Speech Language Pathologist Assistant, (9) Tutor, (10) Music Activities Assistant, (11) Computer Support Specialist Substitute, (12) Instructional Technician, (13) Instructional Aide Substitutes, (14) Music/Choral/Drama Assistant, (15) Speech Language Assistant, (16) Instructional Technology Support Clerk, (17) Substitute Secretary, (18) Substitute Health Services Technician, (20) School Residency & Attendance Assistant, (21) Clerical Support Substitute, (23) Behavior Intervention Paraprofessional, (24) Substitute COTA, (25) Administrative Asst. II

Effective –5/22/2026 -5/29/2026

Annamarie De Vries 2	David Escarcega, Jr. 4	Matthew Gonzalez 3	Trenton Hernandez 3
Marina Rocha-Campos 2	Ashlynn Watson 7		

XI. **ESY May 22, 2026 – June 25, 2026**

Certificated Substitute Teachers

Angela Richardson

Child Nutrition

Danelle Tafolla - FSWI

Instructional Aides

Ashley Amezquita	Rasha Fahim	Genesis Garcia	Analia Lozano Crawford
Kristine Parks	Winter Pena	Melissa Rico	Vanessa Sanchez
Christina Sandoval	Raul Vazquez		

XII. **Summer Camp May 29, 2026 & June 1, 2026 – July 24, 2026**

Custodian Grounds Substitute

Guillermo Avina Lopez

XIII. **Expanded Learning Opportunities Program (ELOP) May 29, 2026 & June 1, 2026 – June 23, 2026**

Classified Tutors

Lyla Reed

XIV. **SUMMER SITE ASSISTANCE June 1, 2026- August 2, 2026**

Operations & Facilities **Custodian Grounds Substitutes** David Escarcega, Jr. **District Office – Office Assistant** Alexa Cisneros	**IMC & Summer Library ELOP** **Clerical Substitute** Desiree Hallett **Delivery Driver Substitute** Matthew Gonzalez Trenton Hernandez
Terra Vista Elementary **Instructional Aide** Lauren Galindo	**Etiwanda Intermediate** **ITSC** Ashley Shepherd

CLERK'S CERTIFICATE

I, Cathline Fort, Clerk of the Board of Trustees of the Etiwanda School District, do hereby certify that the foregoing is a full, true, and correct copy of agenda item 7. A. *(Approval of the personnel report dated May 21, 2026, which includes appointment, employment, contract renewal, assignment, committee on assignment, transfer, promotion, demotion, resignation, retirement, leave, out-of-class pay, termination, non-reelect, suspension, release of service, release of administrative assignment and/or any other action affecting employment status.)* that was duly passed, approved and adopted at a regular meeting place thereof on the 28th day of May 2026, of which meeting all of the members of said Board of Trustees had due notice and at which a majority thereof were present; and that at said meeting said item was adopted by the following vote:

AYES: __
NOES: __
ABSTAINED: __
ABSENT: __

An agenda of said meeting was posted at least 72 hours before said meeting at Etiwanda, California, a location freely accessible to members of the public, and a brief general description of said consent item appeared on said agenda.

I further certify that the foregoing agenda item is a full, true, and correct copy of the original agenda item adopted at said board meeting and entered in said minutes; and that said agenda item has not been amended, modified or rescinded since the date of its adoption, and the same is now in full force and effect.

Dated: 5/28/2026

_____
Clerk of the Board of Trustees of the
Etiwanda School District

CFD PAYMENT LOG 2025/2026

PRF # or INV #	Vendor	Amount	CFD#	Date Paid	Comments	Board Approval Date
79305	Parker & Covert	$ 704.00	CFD RE1	4/30/2026	Professional Services	
79297	Parker & Covert	$ 864.00	CFD No. 5	4/30/2026	Professional Services	
79298	Parker & Covert	$ 1,088.00	CFD No. 7	4/30/2026	Professional Services	
79299	Parker & Covert	$ 480.00	CFD No. 8	4/30/2026	Professional Services	
79300	Parker & Covert	$ 736.00	CFD No. 9	4/30/2026	Professional Services	
79301	Parker & Covert	$ 448.00	CFD No. 10	4/30/2026	Professional Services	
79302	Parker & Covert	$ 544.00	CFD 2001-1	4/30/2026	Professional Services	
79303	Parker & Covert	$ 576.00	CFD CC 2004-1 IA-1	4/30/2026	Professional Services	
79304	Parker & Covert	$ 512.00	CFD CC 2004-1 IA-2	4/30/2026	Professional Services	

ACCOUNTS PAYABLE - BOARD PAYMENT REPORT

Report Cover Sheet

General Settings

Report Name	ACCOUNTS PAYABLE - BOARD PAYMENT REPORT
Printed	5/12/2026 11:42:47 AM
District	18
Logon	Phoebe_Kerns
Fiscal Year	2026

Options

Report Title	05/28/2026 BOARD MEETING - APRIL 2026 WARRANTS

Transmittals
1761 - 1914
* 1760 - MAR.

Filters

Transaction Type:	ALL
Board Meeting Date:	05/28/2026
From Transmittal Number:	26001760
To Transmittal Number:	26001914
Audit Type:	ALL
Fiscal Year:	2026
Sort By:	Reference Number
Print Description:	Reference Description
Include Vendor Address:	NO
Page Break By Transmittal:	NO
Include Voided Transmittal:	YES

ACCOUNTS PAYABLE - TRANSMITTAL STATUS REPORT

Report Cover Sheet

General Settings

Report Name	ACCOUNTS PAYABLE - TRANSMITTAL STATUS REPORT
Printed	5/12/2026 11:37:06 AM
District	18
Logon	Phoebe_Kerns
Fiscal Year	2026

Options

Report Title:	05/28/2026 BOARD MEETING - APRIL 2026

TRANSMITTALS
1761 - 1914
* 1760 - MAR.

Filters

Manifest Status:	ALL
Audit Type:	ALL
Fiscal Year:	2026
Created Date From:	04/01/2026
Created Date To:	04/30/2026

BEST NET CONSORTIUM

ACCOUNTS PAYABLE - TRANSMITTAL STATUS REPORT

05/28/2026 BOARD MEETING - APRIL 2026

18 Etiwanda School District

Fiscal Year: 2026

Transmittal	Description	Status	Opened	Closed	Approved	Rejected	Received	Released	Completed	Voided
26001760-0 AUDIT	DAV DFS# 16420, 16458, 16417,	COMPLETED	04/01/2026	04/01/2026	04/01/2026		04/01/2026		04/02/2026	
26001761-0	Jess	COMPLETED	04/01/2026	04/01/2026	04/02/2026				04/03/2026	
26001762-0	Jess 2	COMPLETED	04/01/2026	04/01/2026	04/02/2026				04/03/2026	
26001762-0 AUDIT	Jess 2	COMPLETED	04/02/2026	04/01/2026	04/02/2026		04/09/2026		04/10/2026	
26001763-0	Jess 3	COMPLETED	04/01/2026	04/02/2026	04/02/2026				04/03/2026	
26001763-0 AUDIT	Jess 3	COMPLETED	04/02/2026	04/02/2026	04/02/2026		04/03/2026		04/06/2026	
26001764-0	Rosie	COMPLETED	04/01/2026	04/01/2026	04/01/2026				04/03/2026	
26001765-0	PAK/MISC. PAYMENTS 2025-2026	COMPLETED	04/02/2026	04/02/2026	04/02/2026				04/03/2026	
26001766-0	Jess	COMPLETED	04/02/2026	04/02/2026	04/03/2026				04/06/2026	
26001767-0 AUDIT	DAV DFS# 16886, 16794, 15492,	COMPLETED	04/02/2026	04/02/2026	04/02/2026		04/03/2026		04/06/2026	
26001768-0	Jess 2	COMPLETED	04/02/2026	04/02/2026	04/03/2026				04/06/2026	
26001769-0	Jess 3	COMPLETED	04/02/2026	04/02/2026	04/03/2026				04/06/2026	
26001770-0	Jess 4	COMPLETED	04/02/2026	04/02/2026	04/03/2026				04/06/2026	
26001771-0	Jess 5	COMPLETED	04/02/2026	04/02/2026	04/03/2026				04/06/2026	
26001772-0 AUDIT	DAVE	COMPLETED	04/02/2026	04/02/2026	04/02/2026		04/03/2026		04/06/2026	
26001773-0	DAVE 2	COMPLETED	04/02/2026	04/02/2026	04/02/2026				04/03/2026	
26001774-0 AUDIT	Rosie	COMPLETED	04/02/2026	04/02/2026	04/02/2026		04/03/2026		04/06/2026	
26001775-0 AUDIT	Rosie	COMPLETED	04/02/2026	04/02/2026	04/02/2026		04/03/2026		04/06/2026	
26001776-0	Cathy	COMPLETED	04/02/2026	04/02/2026	04/02/2026				04/06/2026	
26001777-0	Jessica	COMPLETED	04/03/2026	04/03/2026	04/06/2026				04/07/2026	
26001778-0	Jessica 2	COMPLETED	04/03/2026	04/03/2026	04/06/2026				04/07/2026	
26001779-0 AUDIT	DAVE	COMPLETED	04/06/2026	04/06/2026	04/06/2026		04/07/2026		04/08/2026	
26001780-0	DAVE 2	COMPLETED	04/06/2026	04/06/2026	04/06/2026				04/07/2026	
26001780-0 AUDIT	DAVE 2	COMPLETED	04/06/2026	04/06/2026	04/06/2026		04/07/2026		04/08/2026	
26001781-0 AUDIT	DAVE 3	COMPLETED	04/06/2026	04/06/2026	04/06/2026		04/07/2026		04/08/2026	
26001782-0 AUDIT	RHONDA	COMPLETED	04/07/2026	04/07/2026	04/07/2026		04/08/2026		04/09/2026	
26001783-0	Michele	COMPLETED	04/07/2026	04/07/2026	04/07/2026				04/08/2026	
26001784-0	RHONDA	COMPLETED	04/07/2026	04/07/2026	04/07/2026				04/08/2026	
26001785-0	RHONDA	COMPLETED	04/07/2026	04/07/2026	04/07/2026				04/08/2026	
26001786-0	RHONDA	COMPLETED	04/07/2026	04/07/2026	04/07/2026				04/08/2026	
26001786-0 AUDIT	RHONDA	COMPLETED	04/07/2026	04/07/2026	04/07/2026		04/08/2026		04/09/2026	
26001787-0 AUDIT	RHONDA	COMPLETED	04/07/2026	04/07/2026	04/07/2026		04/08/2026		04/09/2026	
26001788-0	RHONDA	COMPLETED	04/07/2026	04/07/2026	04/07/2026				04/08/2026	
26001789-0	Rhonda	COMPLETED	04/07/2026	04/07/2026	04/07/2026				04/08/2026	
26001790-0	DAVE	COMPLETED	04/07/2026	04/08/2026	04/08/2026				04/09/2026	
26001791-0	Cathy	COMPLETED	04/08/2026	04/08/2026	04/08/2026				04/09/2026	
26001792-0	DAVE 2	COMPLETED	04/08/2026	04/10/2026	04/10/2026				04/13/2026	
26001793-0	Stephanie	COMPLETED	04/08/2026	04/08/2026	04/08/2026				04/10/2026	
26001793-0 AUDIT	Stephanie	COMPLETED	04/08/2026	04/08/2026	04/08/2026		04/09/2026		04/10/2026	
26001794-0	Cathy	COMPLETED	04/08/2026	04/08/2026	04/08/2026				04/10/2026	
26001795-0	Jessica	COMPLETED	04/09/2026	04/10/2026	04/13/2026				04/14/2026	
26001796-0	Jessica 2	COMPLETED	04/09/2026	04/10/2026	04/13/2026				04/14/2026	

BEST NET CONSORTIUM

ACCOUNTS PAYABLE - TRANSMITTAL STATUS REPORT

05/28/2026 BOARD MEETING - APRIL 2026

18 Etiwanda School District **Fiscal Year: 2026**

(Continued...)

Transmittal	Description	Status	Opened	Closed	Approved	Rejected	Received	Released	Completed	Voided
26001796-0 AUDIT	Jessica 2	COMPLETED	04/13/2026	04/10/2026	04/13/2026		04/14/2026		04/15/2026	
26001797-1 AUDIT	[REJECT] Rhonda	COMPLETED	04/09/2026	04/13/2026	04/13/2026	04/13/2026	04/14/2026		04/15/2026	
26001798-0 AUDIT	Rosie 1	COMPLETED	04/09/2026	04/09/2026	04/09/2026		04/10/2026		04/13/2026	
26001799-0	Rosie	COMPLETED	04/09/2026	04/09/2026	04/09/2026				04/10/2026	
26001799-0 AUDIT	Rosie	COMPLETED	04/09/2026	04/09/2026	04/09/2026		04/10/2026		04/14/2026	
26001800-0	Cathy	COMPLETED	04/10/2026	04/10/2026	04/10/2026				04/13/2026	
26001801-0	Rhonda	COMPLETED	04/10/2026	04/10/2026	04/10/2026				04/14/2026	
26001802-0	Rhonda	COMPLETED	04/10/2026	04/10/2026	04/10/2026				04/14/2026	
26001802-0 AUDIT	Rhonda	COMPLETED	04/10/2026	04/10/2026	04/10/2026		04/13/2026		04/14/2026	
26001803-0	Rhonda	COMPLETED	04/10/2026	04/10/2026	04/10/2026				04/14/2026	
26001804-0	Rhonda	COMPLETED	04/10/2026	04/10/2026	04/10/2026				04/14/2026	
26001805-0	JL-1	COMPLETED	04/13/2026	04/13/2026	04/13/2026				04/14/2026	
26001806-0	JL-2	COMPLETED	04/13/2026	04/13/2026	04/13/2026				04/14/2026	
26001807-0	JL-3	COMPLETED	04/13/2026	04/13/2026	04/13/2026				04/14/2026	
26001808-0	JL-4	COMPLETED	04/13/2026	04/13/2026	04/13/2026				04/14/2026	
26001809-0	JL-5	COMPLETED	04/13/2026	04/13/2026	04/13/2026				04/14/2026	
26001810-0	JL-6	COMPLETED	04/13/2026	04/13/2026	04/13/2026				04/14/2026	
26001811-0	JL-7	COMPLETED	04/13/2026	04/13/2026	04/13/2026				04/14/2026	
26001812-0	JL-8	COMPLETED	04/13/2026	04/13/2026	04/13/2026				04/14/2026	
26001813-0	JL-9	COMPLETED	04/13/2026	04/13/2026	04/13/2026				04/14/2026	
26001814-0	JL-10	COMPLETED	04/13/2026	04/13/2026	04/13/2026				04/14/2026	
26001815-0	Stephanie	COMPLETED	04/13/2026	04/13/2026	04/14/2026				04/16/2026	
26001815-0 AUDIT	Stephanie	COMPLETED	04/14/2026	04/13/2026	04/14/2026		04/21/2026		04/22/2026	
26001816-0	Cathy	COMPLETED	04/13/2026	04/14/2026	04/14/2026				04/15/2026	
26001817-0	Jessica	COMPLETED	04/13/2026	04/14/2026	04/14/2026				04/16/2026	
26001818-0	Jessica 2	COMPLETED	04/13/2026	04/14/2026	04/14/2026				04/16/2026	
26001819-0 AUDIT	Rosie	COMPLETED	04/14/2026	04/14/2026	04/14/2026		04/14/2026		04/15/2026	
26001820-0	Cathy	COMPLETED	04/14/2026	04/14/2026	04/14/2026				04/15/2026	
26001821-0	DAVE	COMPLETED	04/14/2026	04/14/2026	04/14/2026				04/15/2026	
26001822-0	RHONDA	COMPLETED	04/14/2026	04/14/2026	04/14/2026				04/15/2026	
26001823-0	RHONDA	COMPLETED	04/14/2026	04/14/2026	04/14/2026				04/15/2026	
26001824-0 AUDIT	DAVE	COMPLETED	04/14/2026	04/14/2026	04/14/2026		04/15/2026		04/17/2026	
26001825-0	Jess	VOIDED	04/14/2026							04/14/2026
26001826-0	Jess	VOIDED	04/14/2026							04/14/2026
26001827-0	Jess	COMPLETED	04/14/2026	04/14/2026	04/15/2026				04/16/2026	
26001828-0	Jess 2	COMPLETED	04/14/2026	04/14/2026	04/15/2026				04/16/2026	
26001829-0	Cathy	COMPLETED	04/14/2026	04/14/2026	04/15/2026				04/16/2026	
26001830-0	DAVE	COMPLETED	04/15/2026	04/15/2026	04/15/2026				04/17/2026	
26001830-0 AUDIT	DAVE	COMPLETED	04/15/2026	04/15/2026	04/15/2026		04/16/2026		04/17/2026	
26001831-0	Rhonda	COMPLETED	04/15/2026	04/15/2026	04/15/2026				04/17/2026	
26001832-0	Cathy	COMPLETED	04/15/2026	04/15/2026	04/17/2026				04/20/2026	

BEST NET CONSORTIUM

ACCOUNTS PAYABLE - TRANSMITTAL STATUS REPORT

05/28/2026 BOARD MEETING - APRIL 2026

18 Etiwanda School District

Fiscal Year: 2026

(Continued...)

Transmittal	Description	Status	Opened	Closed	Approved	Rejected	Received	Released	Completed	Voided
26001832-0 AUDIT	Cathy	COMPLETED	04/17/2026	04/15/2026	04/17/2026		04/20/2026		04/21/2026	
26001833-0	Jess	COMPLETED	04/16/2026	04/16/2026	04/16/2026				04/17/2026	
26001834-0	Jess 2	COMPLETED	04/16/2026	04/16/2026	04/16/2026				04/17/2026	
26001835-0	Jess 3	COMPLETED	04/16/2026	04/16/2026	04/16/2026				04/17/2026	
26001836-0	Jess 4	COMPLETED	04/16/2026	04/16/2026	04/16/2026				04/17/2026	
26001837-0	Jess 5	COMPLETED	04/16/2026	04/16/2026	04/16/2026				04/17/2026	
26001838-0	RHONDA	COMPLETED	04/16/2026	04/16/2026	04/16/2026				04/17/2026	
26001838-0 AUDIT	RHONDA	COMPLETED	04/16/2026	04/16/2026	04/16/2026		04/17/2026		04/20/2026	
26001839-0	RHONDA	COMPLETED	04/16/2026	04/16/2026	04/16/2026				04/17/2026	
26001839-0 AUDIT	RHONDA	COMPLETED	04/16/2026	04/16/2026	04/16/2026		04/17/2026		04/20/2026	
26001840-0	Jess	COMPLETED	04/16/2026	04/16/2026	04/17/2026				04/20/2026	
26001840-0 AUDIT	Jess	COMPLETED	04/17/2026	04/16/2026	04/17/2026		04/20/2026		04/22/2026	
26001841-0	RHONDA	COMPLETED	04/16/2026	04/17/2026	04/17/2026				04/20/2026	
26001842-0	Cathy	COMPLETED	04/16/2026	04/16/2026	04/17/2026				04/20/2026	
26001843-0	Cathy	COMPLETED	04/17/2026	04/17/2026	04/17/2026				04/20/2026	
26001844-0 AUDIT	RHONDA	COMPLETED	04/17/2026	04/17/2026	04/17/2026		04/20/2026		04/22/2026	
26001845-0	RHONDA	COMPLETED	04/17/2026	04/17/2026	04/17/2026				04/20/2026	
26001846-0 AUDIT	RHONDA	COMPLETED	04/17/2026	04/17/2026	04/17/2026		04/20/2026		04/22/2026	
26001847-0	Cathy	COMPLETED	04/17/2026	04/17/2026	04/17/2026				04/21/2026	
26001848-0	Stephanie Aldana	COMPLETED	04/17/2026	04/17/2026	04/17/2026				04/21/2026	
26001848-0 AUDIT	Stephanie Aldana	COMPLETED	04/17/2026	04/17/2026	04/17/2026		04/21/2026		04/22/2026	
26001849-0	Rosie	COMPLETED	04/17/2026	04/17/2026	04/17/2026				04/21/2026	
26001850-0	DAVE	COMPLETED	04/20/2026	04/20/2026	04/20/2026				04/21/2026	
26001851-0 AUDIT	DAV DFS # 16364, 16483	COMPLETED	04/20/2026	04/20/2026	04/20/2026		04/21/2026		04/22/2026	
26001852-0	Cathy	COMPLETED	04/20/2026	04/20/2026	04/20/2026				04/21/2026	
26001853-0	LETTY - 1	COMPLETED	04/20/2026	04/20/2026	04/20/2026				04/21/2026	
26001854-0	LETTY - 2	COMPLETED	04/20/2026	04/20/2026	04/20/2026				04/21/2026	
26001855-0	LETTY - 3	COMPLETED	04/20/2026	04/20/2026	04/20/2026				04/21/2026	
26001856-0	LETTY - 4	COMPLETED	04/20/2026	04/20/2026	04/20/2026				04/21/2026	
26001857-0	LETTY - 5	COMPLETED	04/20/2026	04/20/2026	04/20/2026				04/21/2026	
26001857-0 AUDIT	LETTY - 5	COMPLETED	04/20/2026	04/20/2026	04/20/2026		04/21/2026		04/22/2026	
26001858-0	LETTY - 6	COMPLETED	04/20/2026	04/20/2026	04/20/2026				04/21/2026	
26001859-0	Jessica	COMPLETED	04/20/2026	04/21/2026	04/21/2026				04/22/2026	
26001860-0	Jessica 2	COMPLETED	04/20/2026	04/21/2026	04/21/2026				04/22/2026	
26001861-0	DAVE	COMPLETED	04/21/2026	04/21/2026	04/21/2026				04/23/2026	
26001862-0	DAV DFS #'s 16602, 16518, 1660	COMPLETED	04/21/2026	04/21/2026	04/21/2026				04/23/2026	
26001862-0 AUDIT	DAV DFS #'s 16602, 16518, 1660	COMPLETED	04/21/2026	04/21/2026	04/21/2026		04/22/2026		04/23/2026	
26001863-0	Cathy	COMPLETED	04/21/2026	04/21/2026	04/21/2026				04/22/2026	
26001864-0	Rhonda	COMPLETED	04/21/2026	04/22/2026	04/22/2026				04/24/2026	
26001865-0	DAV DFS #'s 16419, 16422, 1642	COMPLETED	04/21/2026	04/21/2026	04/21/2026				04/23/2026	
26001865-0 AUDIT	DAV DFS #'s 16419, 16422, 1642	COMPLETED	04/21/2026	04/21/2026	04/21/2026		04/22/2026		04/23/2026	

BEST NET CONSORTIUM

ACCOUNTS PAYABLE - TRANSMITTAL STATUS REPORT

05/28/2026 BOARD MEETING - APRIL 2026

18 Etiwanda School District **Fiscal Year: 2026**

(Continued...)

Transmittal	Description	Status	Opened	Closed	Approved	Rejected	Received	Released	Completed	Voided
26001866-0	Jessica	COMPLETED	04/21/2026	04/21/2026	04/22/2026				04/23/2026	
26001867-0 AUDIT	DAV DFS # 16420	COMPLETED	04/21/2026	04/21/2026	04/21/2026		04/22/2026		04/23/2026	
26001868-0	Cathy	COMPLETED	04/22/2026	04/22/2026	04/22/2026				04/23/2026	
26001869-0	Jess	COMPLETED	04/22/2026	04/22/2026	04/22/2026				04/24/2026	
26001870-0	Rhonda	COMPLETED	04/22/2026	04/23/2026	04/23/2026				04/24/2026	
26001870-0 AUDIT	Rhonda	COMPLETED	04/23/2026	04/23/2026	04/23/2026		04/23/2026		04/24/2026	
26001871-0	Michele	COMPLETED	04/22/2026	04/22/2026	04/22/2026				04/24/2026	
26001872-0	Rhonda	COMPLETED	04/23/2026	04/23/2026	04/23/2026				04/24/2026	
26001873-0	Jessica	COMPLETED	04/23/2026	04/23/2026	04/23/2026				04/24/2026	
26001874-0	JL-1	COMPLETED	04/23/2026	04/23/2026	04/23/2026				04/24/2026	
26001875-0	JL-2	COMPLETED	04/23/2026	04/23/2026	04/23/2026				04/24/2026	
26001876-0	JL-3	COMPLETED	04/23/2026	04/23/2026	04/23/2026				04/24/2026	
26001877-0	JL-4	COMPLETED	04/23/2026	04/23/2026	04/23/2026				04/24/2026	
26001878-0	JL-5	COMPLETED	04/23/2026	04/23/2026	04/23/2026				04/24/2026	
26001879-0	JL-6	COMPLETED	04/23/2026	04/23/2026	04/23/2026				04/24/2026	
26001880-0	JL-7	COMPLETED	04/23/2026	04/23/2026	04/23/2026				04/24/2026	
26001881-0	JL-8	COMPLETED	04/23/2026	04/23/2026	04/23/2026				04/24/2026	
26001882-0	JL-9	COMPLETED	04/23/2026	04/23/2026	04/23/2026				04/24/2026	
26001883-0	JL-10	COMPLETED	04/23/2026	04/23/2026	04/23/2026				04/24/2026	
26001884-0	JL-11	COMPLETED	04/23/2026	04/23/2026	04/23/2026				04/24/2026	
26001885-0	JL-12	COMPLETED	04/23/2026	04/23/2026	04/23/2026				04/24/2026	
26001886-0	JL-13	COMPLETED	04/23/2026	04/23/2026	04/23/2026				04/24/2026	
26001887-0	JL-14	COMPLETED	04/23/2026	04/23/2026	04/23/2026				04/24/2026	
26001888-0	Jess	COMPLETED	04/23/2026	04/24/2026	04/24/2026				04/28/2026	
26001889-0	Michele	COMPLETED	04/23/2026	04/23/2026	04/23/2026				04/27/2026	
26001890-0	Stephanie	COMPLETED	04/24/2026	04/24/2026	04/24/2026				04/27/2026	
26001890-0 AUDIT	Stephanie	COMPLETED	04/24/2026	04/24/2026	04/24/2026		04/24/2026		04/27/2026	
26001891-0	Rhonda	COMPLETED	04/24/2026	04/24/2026	04/24/2026				04/27/2026	
26001891-0 AUDIT	Rhonda	COMPLETED	04/24/2026	04/24/2026	04/24/2026		04/29/2026		05/01/2026	
26001892-0	Rhonda	COMPLETED	04/24/2026	04/24/2026	04/24/2026				04/28/2026	
26001893-0	Rhonda	COMPLETED	04/24/2026	04/24/2026	04/24/2026				04/28/2026	
26001894-0	DAVE	COMPLETED	04/27/2026	04/27/2026	04/27/2026				04/28/2026	
26001895-0 AUDIT	DAV DFS# 16582 (STALE CK FROM	COMPLETED	04/27/2026	04/27/2026	04/27/2026		04/28/2026		04/29/2026	
26001896-0	DAVE	COMPLETED	04/27/2026	04/27/2026	04/27/2026				04/29/2026	
26001896-0 AUDIT	DAVE	COMPLETED	04/27/2026	04/27/2026	04/27/2026		04/28/2026		04/29/2026	
26001897-0	Rhonda	COMPLETED	04/27/2026	04/28/2026	04/28/2026				04/29/2026	
26001898-0	Jessica	COMPLETED	04/27/2026	04/28/2026	04/29/2026				04/30/2026	
26001899-0	Cathy	COMPLETED	04/27/2026	05/01/2026	05/01/2026				05/05/2026	
26001900-0	Rhonda	COMPLETED	04/28/2026	04/28/2026	04/28/2026				04/29/2026	
26001901-0	Rhonda	COMPLETED	04/28/2026	04/28/2026	04/28/2026				04/29/2026	
26001902-0	Rhonda	COMPLETED	04/28/2026	04/28/2026	04/28/2026				04/29/2026	

BEST NET CONSORTIUM

ACCOUNTS PAYABLE - TRANSMITTAL STATUS REPORT

05/28/2026 BOARD MEETING - APRIL 2026

18 Etiwanda School District

Fiscal Year: 2026

(Continued...)

Transmittal	Description	Status	Opened	Closed	Approved	Rejected	Received	Released	Completed	Voided
26001903-0 AUDIT	DAVE	COMPLETED	04/28/2026	04/28/2026	04/28/2026		04/29/2026		04/30/2026	
26001904-0	Jess	COMPLETED	04/28/2026	04/28/2026	04/29/2026				04/30/2026	
26001905-0	Jess 2	COMPLETED	04/28/2026	04/28/2026	04/29/2026				04/30/2026	
26001906-0	Jess 3	COMPLETED	04/28/2026	04/28/2026	04/29/2026				04/30/2026	
26001907-0	Jess 4	COMPLETED	04/28/2026	04/28/2026	04/29/2026				04/30/2026	
26001908-0	Rosie	COMPLETED	04/29/2026	04/29/2026	04/29/2026				04/30/2026	
26001909-0	Rhonda	COMPLETED	04/29/2026	05/01/2026	05/01/2026				05/04/2026	
26001910-0	Rhonda	COMPLETED	04/29/2026	04/30/2026	05/01/2026				05/04/2026	
26001911-0	Jess	COMPLETED	04/29/2026	04/30/2026	04/30/2026				05/01/2026	
26001912-0	PAK/BUS PROGRAM REFUNDS 2025-2	COMPLETED	04/29/2026	04/29/2026	04/30/2026				05/01/2026	
26001913-0	Rhonda	COMPLETED	04/30/2026	05/04/2026	05/04/2026				05/06/2026	
26001914-0	Jessica	COMPLETED	04/30/2026	05/01/2026	05/04/2026				05/05/2026	

BEST NET CONSORTIUM
ACCOUNTS PAYABLE - BOARD PAYMENT REPORT

05/28/2026 BOARD MEETING - APRIL 2026 WARRANTS

Board of Trustees Meeting 05/28/2026

18 Etiwanda School District **Fiscal Year: 2026**

Transmittal Number: 26001760-0 AUDIT

Reference	Vendor	Description	Amount
PO260469-0007	C3 BANK NATIONAL ASSOCIATION	ESCROW FOR JPI-CAMPUS MODERNIZ	10,661.82
PO260471-0005	CASTON INC	CAMPUS MODERNIZATION @ EIS	889,229.67
PO260473-0008	BOGH ENGINEERING INC	CAMPUS MODERNIZATION @ EIS	144,691.79
PO260481-0003	FRANKLIN MECHANICAL SYSTEMS	CAMPUS MODERNIZATION @ EIS	33,250.00
PO260482-0007	JPI DEVELOPMENT	CAMPUS MODERNIZATION @ EIS	202,574.57
PO260581-0008	RANCHO PACIFIC ELECTRIC	CAMPUS MODERNIZATION @ EIS	431,015.95
PO260584-0005	MONTGOMERY HARDWARE CO	CAMPUS MODERNIZATION @ EIS	451,463.83
PO260586-0008	MCWHIRTER STEEL	CAMPUS MODERNIZATION @ EIS	150,343.77
		Transmittal Total	2,313,231.40
		Fund Summary: Fund 40-9871	2,313,231.40

Transmittal Number: 26001760-0

PO260468-0008	AMERICAN BUSINESS BANK	ESCROW (RPEC)-CAMPUS MOD @ EIS	22,685.05
PO260484-0008	HCN BANK	ESCROW BOGH (CAT#03)-CAMPUS MO	7,615.36
		Transmittal Total	30,300.41
		Fund Summary: Fund 40-9871	30,300.41

Transmittal Number: 26001761-0

PO260028-0011	FEDEX	FED-EX	92.67
PO260051-0008	MIRROR IMAGE BUSINESS SYSTEMS	copier repairs	1,714.90
PO260057-0010	ALLIED STORAGE CONTAINERS	Container Rental	102.36
PO260504-0204	ALBERTSONS/SAFEWAY	Child Care Extended Day Progra	83.02
PO260504-0205	ALBERTSONS/SAFEWAY	Child Care Extended Day Progra	118.62
PO260504-0206	ALBERTSONS/SAFEWAY	Child Care Extended Day Progra	125.81
PO260504-0207	ALBERTSONS/SAFEWAY	Child Care Extended Day Progra	76.91
PO260504-0208	ALBERTSONS/SAFEWAY	Child Care Extended Day Progra	171.11
PO260504-0209	ALBERTSONS/SAFEWAY	Child Care Extended Day Progra	66.21
PO260504-0210	ALBERTSONS/SAFEWAY	Child Care Extended Day Progra	58.61
PO260504-0211	ALBERTSONS/SAFEWAY	Child Care Extended Day Progra	51.21
PO260504-0212	ALBERTSONS/SAFEWAY	Child Care Extended Day Progra	75.95
PO260504-0213	ALBERTSONS/SAFEWAY	Child Care Extended Day Progra	86.68
PO260504-0214	ALBERTSONS/SAFEWAY	Child Care Extended Day Progra	105.09
PO260504-0215	ALBERTSONS/SAFEWAY	Child Care Extended Day Progra	455.59
PO260504-0216	ALBERTSONS/SAFEWAY	Child Care Extended Day Progra	13.49
PO260689-0001	CHATSWORTH GLOVES INC.	DWL vinyl & nitrile disposable	97.88
PO260691-0003	CHATSWORTH GLOVES INC.	HS vinyl & nitrile gloves back	102.36
PO260705-0001	CHATSWORTH GLOVES INC.	HIS vinyl & nitrile gloves for	51.18

18 Etiwanda School District **Fiscal Year: 2026**

Transmittal Number: 26001761-0

Reference	Vendor	Description		Amount
PO261108-0033	CHAVEZ-MARTINEZ, DIANE	Counseling Services		1,273.92
PO261886-0001	CDW-GOVERNMENT INC	Privacy Screen - Per Lib		197.03
PO261904-0001	ULINE	Supplies for VAPA Elective		221.55
			Transmittal Total	5,342.15
		Fund Summary:	**Fund 01**	5,342.15

Transmittal Number: 26001762-0 AUDIT

PO261862-0001	DELL	Computers - WH		16,364.43
			Transmittal Total	16,364.43
		Fund Summary:	**Fund 01**	16,364.43

Transmittal Number: 26001762-0

PO260047-0054	S W SCHOOL SUPPLY INC	instructional supplies		747.41
PO260119-0005	MIRROR IMAGE BUSINESS SYSTEMS	Open P.O. for Copier Machine M		161.51
PO260124-0012	ODP BUSINESS SOLUTIONS LLC	Open P.O. for instructional ma		136.70
PO260154-0007	MIRROR IMAGE BUSINESS SYSTEMS	Mirror Image		146.00
PO260216-0018	SUPPLY SOLUTIONS	Custodial Supplies		617.65
PO260248-0005	PIP PRINTING	Printing		705.76
PO260286-0033	ODP BUSINESS SOLUTIONS LLC	Office supplies		8.86
PO260638-0012	SUPPLY SOLUTIONS	Janitorial Supplies		651.41
PO260678-0006	SCHOOL HEALTH CORPORATION	PER Health Office Supplies		28.12
PO260681-0007	SCHOOL HEALTH CORPORATION	GOL health office supplies		28.12
PO260690-0004	SCHOOL HEALTH CORPORATION	DWL health office supplies		531.93
PO260694-0002	SCHOOL HEALTH CORPORATION	CPL health offices supplies		385.79
PO260779-0029	ALBERTSONS/SAFEWAY	Supplies for Cooking Elective/		333.94
PO260822-0050	S W SCHOOL SUPPLY INC	Instructional Supplies		101.07
PO260822-0051	S W SCHOOL SUPPLY INC	Instructional Supplies		191.80
PO260822-0052	S W SCHOOL SUPPLY INC	Instructional Supplies		441.13
PO260910-0003	MIRROR IMAGE BUSINESS SYSTEMS	Copier maintenance and repair		556.80
PO261355-0005	ALBERTSONS/SAFEWAY	STUDENT INCENTIVES		36.83
PO261782-0001	LAKESHORE LEARNING MATERIALS	Supplies for VAPA Program		515.48
PO261911-0001	CITY OF FONTANA	Mary Vagle 2nd grade Field Tri		783.00
			Transmittal Total	7,109.31
		Fund Summary:	**Fund 01**	7,109.31

18 Etiwanda School District **Fiscal Year: 2026**

Transmittal Number: 26001763-0 AUDIT

Reference	Vendor	Description	Amount
PO261222-0008	BRICKS 4 KIDZ	Child Care /ELOP Sessions	3,960.00
		Transmittal Total	3,960.00
		Fund Summary: Fund 01	3,960.00

Transmittal Number: 26001763-0

MV260401-0001	JENNIFER SAMPLE	Child Care Tuition Refund	193.75
PO260000-0099	S W SCHOOL SUPPLY INC	Office Supplies	38.50
PO260047-0055	S W SCHOOL SUPPLY INC	instructional supplies	46.03
PO260047-0057	S W SCHOOL SUPPLY INC	instructional supplies	12.64
PO260079-0021	ALLIED STORAGE CONTAINERS	Allied Storage - Storage Unit	64.65
PO260079-0022	ALLIED STORAGE CONTAINERS	Allied Storage - Storage Unit	102.36
PO260092-0090	S W SCHOOL SUPPLY INC	INSTRUCTIONAL	147.08
PO260144-0011	ALLIED STORAGE CONTAINERS	Rentals	65.25
PO260166-0114	S W SCHOOL SUPPLY INC	Inst. Supplies	34.26
PO260166-0115	S W SCHOOL SUPPLY INC	Inst. Supplies	15.73
PO260178-0046	S W SCHOOL SUPPLY INC	Southwest Supplies	111.00
PO260211-0011	ALLIED STORAGE CONTAINERS	Storage Container	65.25
PO260225-0011	ALLIED STORAGE CONTAINERS	Storage	64.65
PO260246-0066	ALBERTSONS/SAFEWAY	Classroom Supplies	144.12
PO260246-0067	ALBERTSONS/SAFEWAY	Classroom Supplies	76.47
PO260246-0068	ALBERTSONS/SAFEWAY	Classroom Supplies	217.51
PO260259-0021	ALLIED STORAGE CONTAINERS	Allied Storage Container	80.48
PO260259-0022	ALLIED STORAGE CONTAINERS	Allied Storage Container	65.25
PO260283-0011	ALLIED STORAGE CONTAINERS	Allied storage container renta	65.25
PO260765-0090	S W SCHOOL SUPPLY INC	Instructional Supplies	40.68
PO260765-0091	S W SCHOOL SUPPLY INC	Instructional Supplies	106.48
PO260778-0012	ALLIED STORAGE CONTAINERS	Rental for Storage Container	102.36
PO260822-0053	S W SCHOOL SUPPLY INC	Instructional Supplies	101.07
PO260866-0001	SAN BERNARDINO COUNTY	Spelling Bee Registration	125.00
PO260869-0001	SAN BERNARDINO COUNTY	Spelling Bee Registration	125.00
PO261010-0020	S W SCHOOL SUPPLY INC	Classroom/Teacher Materials Su	443.69
PO261059-0022	ALLIED STORAGE CONTAINERS	Storage Rental - CPL	140.08
PO261059-0023	ALLIED STORAGE CONTAINERS	Storage Rental - CPL	64.65
PO261165-0021	ALLIED STORAGE CONTAINERS	Allied Storage container renta	70.69
PO261165-0022	ALLIED STORAGE CONTAINERS	Allied Storage container renta	70.69
PO261224-0012	ALLIED STORAGE CONTAINERS	Allied Storage Containers	64.65
PO261249-0001	SAN BERNARDINO COUNTY	Spelling Bee Registration	125.00
PO261263-0008	RILEY, EDWARD	Child Care After School Sessio	4,600.00

18 Etiwanda School District

Fiscal Year: 2026

Transmittal Number: 26001763-0

Reference	Vendor	Description	Amount
PO261265-0007	KICKS TO LEARN	Child Care/ELOP Sessions	2,340.00
PO261266-0008	KDM EDUCATION SERVICES LLC	Child Care/ELOP Sessions	10,680.00
PO261270-0001	KATHRYN THOMPSON	Supplies, Incentives and Refre	800.00
PO261278-0008	JENJO INK	Child Care/ELOP After School S	1,200.00
PO261279-0001	SAN BERNARDINO COUNTY	Dues and Subscriptions	125.00
PO261349-0001	SAN BERNARDINO COUNTY	Spelling Bee Registration	125.00
PO261361-0001	SAN BERNARDINO COUNTY	SBCSS Spelling Bee	125.00
PO261370-0001	SAN BERNARDINO COUNTY	County Spelling Bee	125.00
PO261417-0001	SAN BERNARDINO COUNTY	Spelling Bee	125.00
PO261866-0001	COMPLETE BUSINESS SYSTEMS	Duplo Ink and Masters	3,319.87
PO261914-0001	THE SAWDUST FACTORY	Sawdust Factory1st grade field	1,164.00
TC260215-0001	CATHY HABERLE	Coordinator Symposium	125.64
TC260216-0001	DESTINY ALANIZ	MARCH MILEAGE	13.70
TC260217-0001	CATHY HABERLE	Conf. Mileage	35.82
TC260218-0001	YANYUN LIANG	March Mileage	10.22
		Transmittal Total	28,104.52
		Fund Summary: Fund 01	28,104.52

Transmittal Number: 26001764-0

PO260133-0010	GEORGE BRYANT CONSTRUCTION INC	DESIGNATED USD MONTLY INSPECTI	175.00
PO260644-0003	SOUTH COAST AIR QUALITY MGMT.	SCAQMD OPERATING PERMIT FEES	170.94
PO260644-0004	SOUTH COAST AIR QUALITY MGMT.	SCAQMD OPERATING PERMIT FEES	167.19
PO260654-0008	CMAX SANITARY SERVICES	WASHING COMPOST BINS FOR ESD	1,665.40
PO260812-0042	VISSER BUS SERVICES INC	STUDENT TRANSPORTATION	333.96
PO260927-0025	KC SERVICES	WAXING AND POLISHING BUSES	425.00
		Transmittal Total	2,937.49
		Fund Summary: Fund 01	2,937.49

Transmittal Number: 26001765-0

PO260003-0008	STREAMLINE PRESS INC	Bus Pass Printing	719.25
PO260003-0009	STREAMLINE PRESS INC	Bus Pass Printing	725.67
PO260003-0010	STREAMLINE PRESS INC	Bus Pass Printing	733.38
		Transmittal Total	2,178.30
		Fund Summary: Fund 01	2,178.30

Reference	Vendor	Description		Amount
Transmittal Number: 26001766-0				
PO260000-0100	S W SCHOOL SUPPLY INC	Office Supplies		43.22
PO260065-0038	S W SCHOOL SUPPLY INC	Instructional Supplies		41.31
PO260092-0091	S W SCHOOL SUPPLY INC	INSTRUCTIONAL		45.52
PO260244-0048	S W SCHOOL SUPPLY INC	Instructional Supplies		58.08
PO260244-0049	S W SCHOOL SUPPLY INC	Instructional Supplies		1,300.96
			Transmittal Total	1,489.09
		Fund Summary:	**Fund 01**	1,489.09
Transmittal Number: 26001767-0 AUDIT				
PO260460-0009	RUHNAU CLARKE ARCHITECTS	M-WING REPLACEMENT @ SIS		16,020.00
PO261001-0008	RUHNAU CLARKE ARCHITECTS	CAMPUS MODERNIZATION @ EIS		16,425.00
PO261405-0005	RUHNAU CLARKE ARCHITECTS	HVAC REPLACEMENT @ PER		5,970.00
PO261774-0002	RUHNAU CLARKE ARCHITECTS	RE-ROOFING PROJECT @ CAR		43,746.20
			Transmittal Total	82,161.20
		Fund Summary:	**Fund 01**	43,746.20
			Fund 21	38,415.00
Transmittal Number: 26001767-0		**VOIDED**		
Transmittal Number: 26001768-0				
PO260140-0061	S W SCHOOL SUPPLY INC	Instructional Supplies		3,094.49
			Transmittal Total	3,094.49
		Fund Summary:	**Fund 01**	3,094.49
Transmittal Number: 26001769-0				
PO260092-0092	S W SCHOOL SUPPLY INC	INSTRUCTIONAL		218.14
PO260092-0093	S W SCHOOL SUPPLY INC	INSTRUCTIONAL		111.20
PO260140-0062	S W SCHOOL SUPPLY INC	Instructional Supplies		27.62
PO260140-0063	S W SCHOOL SUPPLY INC	Instructional Supplies		182.16
PO260244-0050	S W SCHOOL SUPPLY INC	Instructional Supplies		100.85
PO260244-0051	S W SCHOOL SUPPLY INC	Instructional Supplies		81.44
PO260244-0052	S W SCHOOL SUPPLY INC	Instructional Supplies		109.47
PO260244-0053	S W SCHOOL SUPPLY INC	Instructional Supplies		6.18
PO260258-0071	S W SCHOOL SUPPLY INC	Instructional Supplies		180.48
PO260765-0092	S W SCHOOL SUPPLY INC	Instructional Supplies		446.12

18 Etiwanda School District **Fiscal Year: 2026**

Transmittal Number: 26001769-0

			Transmittal Total	1,463.66
		Fund Summary:	**Fund 01**	1,463.66

Transmittal Number: 26001770-0

Reference	Vendor	Description		Amount
PO260212-0038	S W SCHOOL SUPPLY INC	Instructional Supplies		(2.18)
PO260212-0039	S W SCHOOL SUPPLY INC	Instructional Supplies		(7.50)
PO260212-0040	S W SCHOOL SUPPLY INC	Instructional Supplies		(20.17)
PO260430-0133	S W SCHOOL SUPPLY INC	VAPA Start-Up Instructional Su		35.36
PO260430-0134	S W SCHOOL SUPPLY INC	VAPA Start-Up Instructional Su		35.69
PO260503-0037	S W SCHOOL SUPPLY INC	Child Care Office Supplies		1,380.48
PO260503-0038	S W SCHOOL SUPPLY INC	Child Care Office Supplies		70.83
			Transmittal Total	1,492.51
		Fund Summary:	**Fund 01**	1,492.51

Transmittal Number: 26001771-0

PO260430-0135	S W SCHOOL SUPPLY INC	VAPA Start-Up Instructional Su		35.36
PO260430-0136	S W SCHOOL SUPPLY INC	VAPA Start-Up Instructional Su		35.69
PO260430-0137	S W SCHOOL SUPPLY INC	VAPA Start-Up Instructional Su		35.36
PO260430-0138	S W SCHOOL SUPPLY INC	VAPA Start-Up Instructional Su		35.36
PO260430-0139	S W SCHOOL SUPPLY INC	VAPA Start-Up Instructional Su		35.36
PO260502-0009	UNITED FRESH PRODUCE	Child Care Snacks		16,112.69
			Transmittal Total	16,289.82
		Fund Summary:	**Fund 01**	16,289.82

Transmittal Number: 26001772-0 AUDIT

PO260440-0009	EICHENBERGER INSPECTION LLC	M-WING REPLACEMENT @ SIS		20,240.00
PO260446-0009	EICHENBERGER INSPECTION LLC	CAMPUS MODERNIZATION @ EIS		38,720.00
			Transmittal Total	58,960.00
		Fund Summary:	**Fund 21**	58,960.00

Transmittal Number: 26001772-0 **VOIDED**

Transmittal Number: 26001773-0

PO260732-0010	ALLIED STORAGE CONTAINERS	STORAGE CONTAINER RENTAL @ EIS	129.30

18 Etiwanda School District **Fiscal Year: 2026**

Transmittal Number: 26001773-0

			Transmittal Total	129.30
		Fund Summary:	**Fund 21**	129.30

Transmittal Number: 26001774-0 AUDIT

Reference	Vendor	Description	Amount
PO260812-0043	VISSER BUS SERVICES INC	STUDENT TRANSPORTATION	116,461.54
PO260812-0044	VISSER BUS SERVICES INC	STUDENT TRANSPORTATION	124,656.03
PO260812-0045	VISSER BUS SERVICES INC	STUDENT TRANSPORTATION	15,634.73
PO260812-0046	VISSER BUS SERVICES INC	STUDENT TRANSPORTATION	15,769.70
		Transmittal Total	272,522.00
	Fund Summary:	**Fund 01**	272,522.00

Transmittal Number: 26001774-0 **VOIDED**

Transmittal Number: 26001775-0 AUDIT

PO260812-0047	VISSER BUS SERVICES INC	STUDENT TRANSPORTATION		162,852.29
			Transmittal Total	162,852.29
		Fund Summary:	**Fund 01**	162,852.29

Transmittal Number: 26001775-0 **VOIDED**

Transmittal Number: 26001776-0

MV260402-0001	ANDREW SMILEY	Meal account refund	168.80
MV260403-0001	ICH HANG	Meal account refund	57.50
MV260404-0001	NELSON TRIEU	Meal account refund	54.25
MV260405-0001	JUSTINA AVILA	Meal account refund	28.75
MV260406-0001	NAGASUDHA SUREDDI	Meal accouint refund	103.50
MV260407-0001	BHAYVA SAGGURTHI	Meal account refund	50.00
MV260408-0001	HELENA HSU	Meal account refund	44.25
MV260409-0001	DIANA SHROPSHIRE	Meal account refund	15.75
MV260410-0001	JENNIFER RAMSTAD	Meal account refund	21.00
MV260411-0001	GEORGE BARAKAT	Meal account refund	39.00
MV260412-0001	HANNING HU	Meal account refund	104.00
MV260413-0001	TANIA PUENTES	Meal account refund	59.00
MV260414-0001	VANESSA SALAZAR	Meal account refund	11.95
MV260415-0001	JOAN REFORMADO	Meal account refund	33.00

Transmittal Number: 26001776-0

Reference	Vendor	Description	Amount
MV260416-0001	NAISHA KENDRIX	Meal account refund	13.40
MV260417-0001	LADONNA OELSCHLAEGER	Meal account refund	36.00
MV260418-0001	EILEEN HAVEMAN	Meal account refund	22.00
MV260419-0001	ESTHER OH-KIM	Meal account refund	69.00
MV260420-0001	SHANNON DILAURO	Meal account refund	20.00
MV260421-0001	KATHERINE DRUMBEATER	Meal account refund	68.00
MV260422-0001	FAWAD KHAN	Meal account refund	23.65
MV260423-0001	CELESTE MIKHAILIDIS	Meal account refund	57.55
		Transmittal Total	1,100.35
		Fund Summary: Fund 13	1,100.35

Transmittal Number: 26001777-0

PO260153-0044	S W SCHOOL SUPPLY INC	Instructional Supplies - South	174.75
PO260186-0014	SUPPLY SOLUTIONS	Open purchase for custodial su	1,688.89
PO260202-0058	S W SCHOOL SUPPLY INC	Instructional Supplies	696.08
PO260372-0117	COMMUNICAID INC	OPEN PO FOR TRANSLATION/INTERP	300.00
PO260653-0056	ALBERTSONS/SAFEWAY	Child Care Department	98.49
		Transmittal Total	2,958.21
		Fund Summary: Fund 01	2,958.21

Transmittal Number: 26001778-0

PO260025-0052	ODP BUSINESS SOLUTIONS LLC	OFFICE SUPPLIES/DO	71.32
PO260047-0058	S W SCHOOL SUPPLY INC	instructional supplies	39.87
PO260194-0019	MASTERS REFRESHMENT SERVICES	Water Service	19.40
PO260210-0029	ODP BUSINESS SOLUTIONS LLC	Instructional Supplies - Offi	93.15
PO260258-0072	S W SCHOOL SUPPLY INC	Instructional Supplies	6.51
PO260258-0073	S W SCHOOL SUPPLY INC	Instructional Supplies	154.75
PO260372-0118	COMMUNICAID INC	OPEN PO FOR TRANSLATION/INTERP	300.00
PO260372-0119	COMMUNICAID INC	OPEN PO FOR TRANSLATION/INTERP	190.00
PO260372-0120	COMMUNICAID INC	OPEN PO FOR TRANSLATION/INTERP	300.00
PO260372-0121	COMMUNICAID INC	OPEN PO FOR TRANSLATION/INTERP	300.00
PO260372-0122	COMMUNICAID INC	OPEN PO FOR TRANSLATION/INTERP	337.50
PO260504-0217	ALBERTSONS/SAFEWAY	Child Care Extended Day Progra	72.97
PO260504-0218	ALBERTSONS/SAFEWAY	Child Care Extended Day Progra	20.91
PO260504-0219	ALBERTSONS/SAFEWAY	Child Care Extended Day Progra	64.67
PO260504-0220	ALBERTSONS/SAFEWAY	Child Care Extended Day Progra	35.98
PO260504-0221	ALBERTSONS/SAFEWAY	Child Care Extended Day Progra	255.65

18 Etiwanda School District **Fiscal Year: 2026**

Transmittal Number: 26001778-0

Reference	Vendor	Description		Amount
PO260504-0222	ALBERTSONS/SAFEWAY	Child Care Extended Day Progra		147.93
PO260504-0223	ALBERTSONS/SAFEWAY	Child Care Extended Day Progra		33.91
PO260504-0224	ALBERTSONS/SAFEWAY	Child Care Extended Day Progra		75.56
PO260505-0029	MASTERS REFRESHMENT SERVICES	Child Care Department		25.86
PO260506-0014	ODP BUSINESS SOLUTIONS LLC	Child Care Office Supplies		26.42
PO260768-0012	ODP BUSINESS SOLUTIONS LLC	Instructional Supplies		22.80
PO260845-0012	MASTERS REFRESHMENT SERVICES	Masters Bottled Water		22.63
PO260935-0010	KONICA MINOLTA	Maintenance/Toner Agreement 25		72.86
PO261315-0007	KDM EDUCATION SERVICES LLC	Child Care/ELOP After School S		6,200.00
PO261399-0002	AMF BOWLING CENTERS INC	5th Grade End of Year		749.50
PO261494-0002	JOHN'S INCREDIBLE	Accelerated Reader Event		2,419.89
			Transmittal Total	12,060.04
		Fund Summary:	**Fund 01**	12,060.04

Transmittal Number: 26001779-0 AUDIT

PV260241-0001	CALIFORNIA GEOLOGICAL SURVEY	SOIL REVIEW @ WH		4,800.00
			Transmittal Total	4,800.00
		Fund Summary:	**Fund 21**	4,800.00

Transmittal Number: 26001779-0 **VOIDED**

Transmittal Number: 26001780-0 AUDIT

PO260439-0005	EVEREST ENVIRONMENTAL INC	WATER POLLUTION/SWPP MONITORIN		1,650.00
			Transmittal Total	1,650.00
		Fund Summary:	**Fund 21**	1,650.00

Transmittal Number: 26001780-0

PO260438-0005	EVEREST ENVIRONMENTAL INC	INTERIM & CAMPUS MODERNIZATION		1,650.00
PO261842-0001	US LANDSCAPE INC	PLANTER RENOVATION @ SIS		21,305.44
			Transmittal Total	22,955.44
		Fund Summary:	**Fund 01**	21,305.44
			Fund 21	1,650.00

Transmittal Number: 26001781-0 AUDIT

18 Etiwanda School District **Fiscal Year: 2026**

Reference	Vendor	Description		Amount
Transmittal Number: 26001781-0 AUDIT				
PO261775-0001	ACCLAIMED ELECTRICAL SERVICES	LED CONVERSION @ PER		64,534.65
			Transmittal Total	64,534.65
		Fund Summary:	**Fund 01**	64,534.65
Transmittal Number: 26001781-0		**VOIDED**		
Transmittal Number: 26001782-0 AUDIT				
PV260242-0001	STATE OF CALIFORNIA	1st QUARTER 2026 SUI TAX		19,277.77
			Transmittal Total	19,277.77
		Fund Summary:	**Fund 01**	19,277.77
Transmittal Number: 26001782-0		**VOIDED**		
Transmittal Number: 26001783-0				
PO260344-0009	NORTH AND NASH	Legal Services		3,720.53
			Transmittal Total	3,720.53
		Fund Summary:	**Fund 01**	3,720.53
Transmittal Number: 26001784-0				
PO260349-0010	DELTA DENTAL	HEALTH & WELFARE BENEFITS RETI		4,476.56
			Transmittal Total	4,476.56
		Fund Summary:	**Fund 01**	4,476.56
Transmittal Number: 26001785-0				
PO260356-0009	U.S. BANK	HEALTH & WELFARE BENEFITS EMPL		9,237.60
			Transmittal Total	9,237.60
		Fund Summary:	**Fund 01**	9,237.60
Transmittal Number: 26001786-0 AUDIT				
PO260868-0031	SWING EDUCATION INC	Swing Education		39,965.67
PO261713-0001	STEPHANIE DEWING	Consultant		8,500.00
			Transmittal Total	48,465.67

18 Etiwanda School District **Fiscal Year: 2026**

Transmittal Number: 26001786-0 AUDIT

		Fund Summary:	**Fund 01**	48,465.67

Transmittal Number: 26001786-0

Reference	**Vendor**	**Description**	**Amount**
PO260010-0010	SAN BERNARDINO COUNTY	Deputy Coverage	437.37
PO260024-0010	HEMET UNIFIED SCHOOL DISTRICT	PRINTING	43.50
PO260348-0002	PITNEY BOWES	MAIL MACHINE SUPPLIES	454.30
PO260354-0008	ING / VOYA FINANCIAL INC	HEALTH & WELFARE BENEFITS - LI	100.00
PO260358-0009	NEWTON, IRENE	RETIREE HEATH & WELFARE BENEFI	732.50
PO260986-0006	RECYCLED ROCK N ROLL INC	Instructional Materials	300.00
PO261620-0001	PACIFIC HEARING SERVICES	LOWI 16	4,831.80
PO261757-0001	QUALITY TELESERVICES INC	Projector Installation - WH	4,737.23
PO261898-0001	CDW-GOVERNMENT INC	Interactive Projector - WH Rm	1,805.41
PO261903-0001	SAFARI MICRO	COMPUTER	187.49
PO261919-0001	DELL MARKETING L.P.	Monitor - Oper	306.29
		Transmittal Total	13,935.89

		Fund Summary:	**Fund 01**	13,935.89

Transmittal Number: 26001787-0 AUDIT

PV260243-0001	ACSA	MEMBERSHIP DUES FOR QUALIFYING	5,347.96
		Transmittal Total	5,347.96

		Fund Summary:	**Fund 01**	5,347.96

Transmittal Number: 26001787-0 **VOIDED**

Transmittal Number: 26001788-0

PO261032-0005	SAFARI MICRO	Ink/Toner for Classrooms	4,993.87
		Transmittal Total	4,993.87

		Fund Summary:	**Fund 01**	4,993.87

Transmittal Number: 26001789-0

PO260016-0119	FRONTIER COMMUNICATIONS	TELEPHONE EXPENSE	496.20
PO260016-0120	FRONTIER COMMUNICATIONS	TELEPHONE EXPENSE	440.00
PO260016-0121	FRONTIER COMMUNICATIONS	TELEPHONE EXPENSE	496.20
PO260016-0122	FRONTIER COMMUNICATIONS	TELEPHONE EXPENSE	1,840.58
PO260016-0123	FRONTIER COMMUNICATIONS	TELEPHONE EXPENSE	440.00

18 Etiwanda School District **Fiscal Year: 2026**

Transmittal Number: 26001789-0

Reference	Vendor	Description	Amount
PO260017-0017	SUNBEAM LEASE CO	Solar Power	96,521.56
PO260017-0018	SUNBEAM LEASE CO	Solar Power	5,828.56
PO260019-0010	CROWN CASTLE FIBER LLC	MONTHLY LICENSE FEE MANAGED SE	9,530.64
PO260026-0005	123 OFFICE SOLUTION INC	COPY PAPER	754.25
PO260030-0147	SOCALGAS	NATURAL GAS SERVICE	500.77
PO260031-0183	SOUTHERN CALIFORNIA EDISON	ELECTRICAL SERVICE	5,016.35
PO260031-0184	SOUTHERN CALIFORNIA EDISON	ELECTRICAL SERVICE	3,475.52
PO260031-0185	SOUTHERN CALIFORNIA EDISON	ELECTRICAL SERVICE	7,988.29
PO260031-0186	SOUTHERN CALIFORNIA EDISON	ELECTRICAL SERVICE	6,653.48
PO260032-0076	FONTANA WATER COMPANY	WATER SERVICES	653.88
PO260032-0077	FONTANA WATER COMPANY	WATER SERVICES	5,807.42
PO260032-0078	FONTANA WATER COMPANY	WATER SERVICES	4,787.43
PO260032-0079	FONTANA WATER COMPANY	WATER SERVICES	637.79
PO260034-0495	CUCAMONGA VALLEY	WATER/SEWER SERVICE-DISTRICT &	13.63
PO260034-0496	CUCAMONGA VALLEY	WATER/SEWER SERVICE-DISTRICT &	13.63
PO260034-0497	CUCAMONGA VALLEY	WATER/SEWER SERVICE-DISTRICT &	817.71
PO260034-0498	CUCAMONGA VALLEY	WATER/SEWER SERVICE-DISTRICT &	3,084.35
PO260034-0499	CUCAMONGA VALLEY	WATER/SEWER SERVICE-DISTRICT &	1,782.45
PO260034-0500	CUCAMONGA VALLEY	WATER/SEWER SERVICE-DISTRICT &	828.04
PO260034-0501	CUCAMONGA VALLEY	WATER/SEWER SERVICE-DISTRICT &	1,141.98
PO260034-0502	CUCAMONGA VALLEY	WATER/SEWER SERVICE-DISTRICT &	13.63
PO260034-0503	CUCAMONGA VALLEY	WATER/SEWER SERVICE-DISTRICT &	809.28
PO260034-0504	CUCAMONGA VALLEY	WATER/SEWER SERVICE-DISTRICT &	3,285.97
PO260034-0505	CUCAMONGA VALLEY	WATER/SEWER SERVICE-DISTRICT &	160.77
PO260034-0506	CUCAMONGA VALLEY	WATER/SEWER SERVICE-DISTRICT &	244.23
PO260034-0507	CUCAMONGA VALLEY	WATER/SEWER SERVICE-DISTRICT &	13.63
PO260034-0508	CUCAMONGA VALLEY	WATER/SEWER SERVICE-DISTRICT &	232.58
PO260034-0509	CUCAMONGA VALLEY	WATER/SEWER SERVICE-DISTRICT &	230.25
PO260034-0510	CUCAMONGA VALLEY	WATER/SEWER SERVICE-DISTRICT &	861.37
PO260034-0511	CUCAMONGA VALLEY	WATER/SEWER SERVICE-DISTRICT &	183.33
PO260034-0512	CUCAMONGA VALLEY	WATER/SEWER SERVICE-DISTRICT &	664.24
PO260034-0513	CUCAMONGA VALLEY	WATER/SEWER SERVICE-DISTRICT &	2,703.17
PO260034-0514	CUCAMONGA VALLEY	WATER/SEWER SERVICE-DISTRICT &	267.53
PO260034-0515	CUCAMONGA VALLEY	WATER/SEWER SERVICE-DISTRICT &	418.27
PO260034-0516	CUCAMONGA VALLEY	WATER/SEWER SERVICE-DISTRICT &	3,685.47
PO260034-0517	CUCAMONGA VALLEY	WATER/SEWER SERVICE-DISTRICT &	13.63
PO260034-0518	CUCAMONGA VALLEY	WATER/SEWER SERVICE-DISTRICT &	1,160.11
PO260034-0519	CUCAMONGA VALLEY	WATER/SEWER SERVICE-DISTRICT &	21.66
PO260034-0520	CUCAMONGA VALLEY	WATER/SEWER SERVICE-DISTRICT &	21.66

18 Etiwanda School District **Fiscal Year: 2026**

Reference	Vendor	Description		Amount
Transmittal Number: 26001789-0				
PO260034-0521	CUCAMONGA VALLEY	WATER/SEWER SERVICE-DISTRICT &		556.35
PO260034-0522	CUCAMONGA VALLEY	WATER/SEWER SERVICE-DISTRICT &		1,576.37
		Transmittal Total		176,674.21
		Fund Summary:	**Fund 01**	176,674.21
Transmittal Number: 26001790-0				
PO260020-0001	TIMES MEDIA GROUP	NEWSPAPER ADVERTISING-FONTANA		330.48
		Transmittal Total		330.48
		Fund Summary:	**Fund 01**	330.48
Transmittal Number: 26001791-0				
PO260721-0036	S W SCHOOL SUPPLY INC	Open PO for office supplies		12.25
PO260721-0037	S W SCHOOL SUPPLY INC	Open PO for office supplies		13.55
PO260721-0038	S W SCHOOL SUPPLY INC	Open PO for office supplies		212.85
PO260977-0016	UNITED FRESH PRODUCE	Fresh produce for kitchens at		45,746.54
		Transmittal Total		45,985.19
		Fund Summary:	**Fund 13**	45,985.19
Transmittal Number: 26001792-0				
PO260020-0002	TIMES MEDIA GROUP	NEWSPAPER ADVERTISING-FONTANA		3,840.28
		Transmittal Total		3,840.28
		Fund Summary:	**Fund 01**	3,840.28
Transmittal Number: 26001793-0 AUDIT				
PO260526-0004	FENCE CRAFT OF UPLAND	OPEN PO FOR REPAIRS		2,877.63
PO260526-0005	FENCE CRAFT OF UPLAND	OPEN PO FOR REPAIRS		3,996.03
PO260526-0006	FENCE CRAFT OF UPLAND	OPEN PO FOR REPAIRS		540.93
PO260546-0050	TIME AND ALARM SYSTEMS	PHONE /BELLS/ALARM/CAMERAS		449.00
PO260546-0051	TIME AND ALARM SYSTEMS	PHONE /BELLS/ALARM/CAMERAS		289.00
PO260546-0052	TIME AND ALARM SYSTEMS	PHONE /BELLS/ALARM/CAMERAS		409.00
PO260546-0053	TIME AND ALARM SYSTEMS	PHONE /BELLS/ALARM/CAMERAS		209.00
PO260546-0054	TIME AND ALARM SYSTEMS	PHONE /BELLS/ALARM/CAMERAS		449.00
PO260546-0055	TIME AND ALARM SYSTEMS	PHONE /BELLS/ALARM/CAMERAS		1,009.07
PO260546-0056	TIME AND ALARM SYSTEMS	PHONE /BELLS/ALARM/CAMERAS		2,178.00

18 Etiwanda School District **Fiscal Year: 2026**

Transmittal Number: 26001793-0 AUDIT

Reference	Vendor	Description	Amount
PO260872-0066	VISSER BUS SERVICES INC	ESD FIELD TRIP TRANSPORTATION	16,561.10
PO260872-0067	VISSER BUS SERVICES INC	ESD FIELD TRIP TRANSPORTATION	965.28
PO260872-0068	VISSER BUS SERVICES INC	ESD FIELD TRIP TRANSPORTATION	535.47
PO260872-0069	VISSER BUS SERVICES INC	ESD FIELD TRIP TRANSPORTATION	825.42
PO260872-0070	VISSER BUS SERVICES INC	ESD FIELD TRIP TRANSPORTATION	180.09
PO260872-0071	VISSER BUS SERVICES INC	ESD FIELD TRIP TRANSPORTATION	265.34
PO260872-0072	VISSER BUS SERVICES INC	ESD FIELD TRIP TRANSPORTATION	870.43
PO260872-0073	VISSER BUS SERVICES INC	ESD FIELD TRIP TRANSPORTATION	810.41
PO260872-0074	VISSER BUS SERVICES INC	ESD FIELD TRIP TRANSPORTATION	364.98
PO260872-0075	VISSER BUS SERVICES INC	ESD FIELD TRIP TRANSPORTATION	650.13
PO260872-0076	VISSER BUS SERVICES INC	ESD FIELD TRIP TRANSPORTATION	645.33
PO260872-0077	VISSER BUS SERVICES INC	ESD FIELD TRIP TRANSPORTATION	250.33
PO260872-0078	VISSER BUS SERVICES INC	ESD FIELD TRIP TRANSPORTATION	2,065.63
PO260872-0079	VISSER BUS SERVICES INC	ESD FIELD TRIP TRANSPORTATION	1,125.57
PO260872-0080	VISSER BUS SERVICES INC	ESD FIELD TRIP TRANSPORTATION	334.97
PO260872-0081	VISSER BUS SERVICES INC	ESD FIELD TRIP TRANSPORTATION	1,140.58
		Transmittal Total	39,997.72
		Fund Summary: Fund 01	39,997.72

Transmittal Number: 26001793-0

MV260424-0001	STEPHANIE ALDANA	Donut & Coffee Reimbursement	59.88
PO260500-0177	PRUDENTIAL OVERALL SUPPLY	DRY MOPS FOR ALL 17 SITES	24.40
PO260500-0178	PRUDENTIAL OVERALL SUPPLY	DRY MOPS FOR ALL 17 SITES	47.07
PO260500-0179	PRUDENTIAL OVERALL SUPPLY	DRY MOPS FOR ALL 17 SITES	41.15
PO260515-0005	GAXIOLA, ROBERT	WINDOW REPAIR	460.00
PO260517-0004	DUGMORE AND DUNCAN	DOOR HARDWARE/LOCKS	351.30
PO260520-0177	OREILLY AUTO ENTERPRISES LLC	TRANSPORTATION SUPPLIES	51.44
PO260520-0178	OREILLY AUTO ENTERPRISES LLC	TRANSPORTATION SUPPLIES	27.44
PO260520-0179	OREILLY AUTO ENTERPRISES LLC	TRANSPORTATION SUPPLIES	27.44
PO260520-0180	OREILLY AUTO ENTERPRISES LLC	TRANSPORTATION SUPPLIES	280.94
PO260520-0181	OREILLY AUTO ENTERPRISES LLC	TRANSPORTATION SUPPLIES	249.97
PO260520-0182	OREILLY AUTO ENTERPRISES LLC	TRANSPORTATION SUPPLIES	51.71
PO260524-0023	BASIC BACKFLOW	BACKFLOW TESTING	1,565.03
PO260524-0024	BASIC BACKFLOW	BACKFLOW TESTING	150.00
PO260525-0044	A-1 POWER EQUIPMENT INC	LAWN EQUIPMENT	781.50
PO260525-0045	A-1 POWER EQUIPMENT INC	LAWN EQUIPMENT	163.75
PO260525-0046	A-1 POWER EQUIPMENT INC	LAWN EQUIPMENT	211.44
PO260536-0015	CLARKE PLUMBING SPECIALTIES	PLUMBING PARTS AND SUPPLIES	290.50

18 Etiwanda School District **Fiscal Year: 2026**

Transmittal Number: 26001793-0

Reference	Vendor	Description	Amount
PO260536-0016	CLARKE PLUMBING SPECIALTIES	PLUMBING PARTS AND SUPPLIES	823.09
PO260536-0017	CLARKE PLUMBING SPECIALTIES	PLUMBING PARTS AND SUPPLIES	1,734.22
PO260537-0038	GRAINGER	OPEN PO FOR SUPPLIES	680.77
PO260537-0039	GRAINGER	OPEN PO FOR SUPPLIES	375.29
PO260538-0011	MCMASTER-CARR SUPPLY COMPANY	MISC. PARTS FOR M&O	116.18
PO260540-0006	PARK HOUSE TIRES INC	SUPPLIES & REPAIRS FOR BUSES	1,049.98
PO260548-0054	A-Z BUS SALES/SERVICE INC	PARTS FOR BUSES	738.48
PO260548-0055	A-Z BUS SALES/SERVICE INC	PARTS FOR BUSES	170.27
PO260550-0018	FOOTHILL BUILDER MART	OPEN PO FOR SUPPLIES	5,642.23
PO260550-0019	FOOTHILL BUILDER MART	OPEN PO FOR SUPPLIES	43.88
PO260550-0020	FOOTHILL BUILDER MART	OPEN PO FOR SUPPLIES	173.96
PO260554-0004	IBS INLAND VALLEY	SUPPLIES FOR MAINTENANCE	946.23
PO260558-0009	LAD GRAPHICS	SIGNS & DECALS	146.54
PO260558-0010	LAD GRAPHICS	SIGNS & DECALS	150.85
PO260863-0014	MASTERS REFRESHMENT SERVICES	BOTTLE WATER AT DISTRICT	103.44
PO260888-0007	VISTA PAINT	PAINT	64.63
PO260888-0008	VISTA PAINT	PAINT	102.58
PO260891-0002	TONY VIRAMONTES	OPEN PO FOR GROUNDS SUPPLIES	333.80
PO260892-0005	H & H ELEVATOR SERVICES	OPEN PO for Elevator & Wheelch	2,041.00
PO260922-0015	MERIT OIL COMPANY	FUEL	26,826.46
PO260957-0014	UNIVERSAL FLEET SUPPLY	SUPPLIES FOR BUSES & WHITE FLE	99.43
PO260957-0015	UNIVERSAL FLEET SUPPLY	SUPPLIES FOR BUSES & WHITE FLE	252.26
PO260957-0016	UNIVERSAL FLEET SUPPLY	SUPPLIES FOR BUSES & WHITE FLE	80.61
PO261317-0013	WALTERS WHOLESALE ELECTRIC	OPEN PO FOR LED BULBS	1,461.09
PO261317-0014	WALTERS WHOLESALE ELECTRIC	OPEN PO FOR LED BULBS	531.08
PO261317-0015	WALTERS WHOLESALE ELECTRIC	OPEN PO FOR LED BULBS	336.18
PO261317-0016	WALTERS WHOLESALE ELECTRIC	OPEN PO FOR LED BULBS	344.15
PO261358-0002	THREE-D CABINETRY	OPEN PO FOR CABINETRY REPAIRS	4,200.00
PO261373-0013	LES SCHWAB TIRE CENTERS	OPEN PO FOR SUPPLIES AND REPAI	191.96
PO261580-0002	US LANDSCAPE INC	MISC IRRIGATION & CONTROLLER R	18,292.31
PO261682-0001	BRUCATO FLOOR COVERING	REPAIR/REPLACE STAGE FLOOR @GO	10,838.00
PO261727-0002	GEORGE BRYANT CONSTRUCTION INC	OPEN PO FOR REPAIRS	4,535.03
		Transmittal Total	88,260.94
		Fund Summary: Fund 01	88,260.94

Transmittal Number: 26001794-0

MV260427-0001	LISA SANCHEZ	Meal account refund	7.00
MV260428-0001	MARISSA LEWIS	Meal account refund	5.00

18 Etiwanda School District **Fiscal Year: 2026**

Transmittal Number: 26001794-0

Reference	Vendor	Description	Amount
MV260429-0001	KERRY AVERY	Meal account refund	45.25
MV260430-0001	ERICA MURRAY	Meal account refund	13.50
MV260431-0001	MAGGIE DOLE	Meal account refund	9.00
MV260432-0001	V MICHELLE GRIFFITHS	Meal account refund	30.00
MV260433-0001	JENNIFER ANUCHIRACHEEVA ZAMARR	Meal account refund	9.75
MV260434-0001	YANGZE DU	Meal account refund	42.00
MV260435-0001	EDWARD OKOLO	Meal account refund	84.70
		Transmittal Total	246.20
		Fund Summary: Fund 13	246.20

Transmittal Number: 26001795-0

MV260439-0001	KIROLOS ABDO	Clouds Refund - LA	360.00
PO260080-0010	FUSIONSITE CALIFORNIA LLC	Pacific Portable - Hand Wash S	305.08
PO260085-0001	THE IMAGE SHOP	Copy of Printing Services	485.36
PO260105-0009	MIRROR IMAGE BUSINESS SYSTEMS	MAINTENANCE	1,676.70
PO260124-0013	ODP BUSINESS SOLUTIONS LLC	Open P.O. for instructional ma	18.49
PO260124-0014	ODP BUSINESS SOLUTIONS LLC	Open P.O. for instructional ma	87.79
PO260124-0015	ODP BUSINESS SOLUTIONS LLC	Open P.O. for instructional ma	55.66
PO260124-0016	ODP BUSINESS SOLUTIONS LLC	Open P.O. for instructional ma	116.34
PO260166-0116	S W SCHOOL SUPPLY INC	Inst. Supplies	374.23
PO260166-0117	S W SCHOOL SUPPLY INC	Inst. Supplies	26.18
PO260166-0118	S W SCHOOL SUPPLY INC	Inst. Supplies	21.36
PO260166-0119	S W SCHOOL SUPPLY INC	Inst. Supplies	133.15
PO260166-0120	S W SCHOOL SUPPLY INC	Inst. Supplies	91.70
PO260186-0015	SUPPLY SOLUTIONS	Open purchase for custodial su	560.82
PO260216-0019	SUPPLY SOLUTIONS	Custodial Supplies	505.57
PO260219-0002	COMPLETE BUSINESS SYSTEMS	Instructional Supplies	2,424.84
PO260233-0015	S W SCHOOL SUPPLY INC	Instructional Supplies	27.33
PO260246-0069	ALBERTSONS/SAFEWAY	Classroom Supplies	29.97
PO260246-0070	ALBERTSONS/SAFEWAY	Classroom Supplies	582.51
PO260258-0074	S W SCHOOL SUPPLY INC	Instructional Supplies	24.50
PO260258-0075	S W SCHOOL SUPPLY INC	Instructional Supplies	58.07
PO260258-0076	S W SCHOOL SUPPLY INC	Instructional Supplies	139.70
PO260260-0006	BAZIC PRODUCTS	Open PO for White Copy Paper	1,305.00
PO260264-0010	ODP BUSINESS SOLUTIONS LLC	Instructional Supplies	40.85
PO260264-0011	ODP BUSINESS SOLUTIONS LLC	Instructional Supplies	160.73
PO260372-0123	COMMUNICAID INC	OPEN PO FOR TRANSLATION/INTERP	450.00
PO260372-0124	COMMUNICAID INC	OPEN PO FOR TRANSLATION/INTERP	300.00

18 Etiwanda School District **Fiscal Year: 2026**

Transmittal Number: 26001795-0

Reference	Vendor	Description	Amount
PO260372-0125	COMMUNICAID INC	OPEN PO FOR TRANSLATION/INTERP	300.00
PO260372-0126	COMMUNICAID INC	OPEN PO FOR TRANSLATION/INTERP	189.60
PO260380-0019	ODP BUSINESS SOLUTIONS LLC	Office supplies	273.27
PO260383-0035	S W SCHOOL SUPPLY INC	Southwest student supplies	133.33
PO260383-0036	S W SCHOOL SUPPLY INC	Southwest student supplies	377.58
PO260504-0225	ALBERTSONS/SAFEWAY	Child Care Extended Day Progra	77.71
PO260504-0226	ALBERTSONS/SAFEWAY	Child Care Extended Day Progra	53.91
PO260665-0003	SCHOOL HEALTH CORPORATION	FR health office supplies	16.74
PO260668-0001	CHATSWORTH GLOVES INC.	WIN vinyl & nitrile disposable	45.79
PO260672-0002	CHATSWORTH GLOVES INC.	TV vinyl & nitrile disposable	51.18
PO260675-0008	SCHOOL HEALTH CORPORATION	SOL health office supplies	3.35
PO260681-0008	SCHOOL HEALTH CORPORATION	GOL health office supplies	8.30
PO260684-0003	SCHOOL HEALTH CORPORATION	EIS Health Office Supplies	16.59
PO260702-0007	SCHOOL HEALTH CORPORATION	SIS health office supplies	8.30
PO260759-0010	GOPHER SPORT	PE Instructional Supplies	110.40
PO260914-0011	ALBERTSONS/SAFEWAY	Meeting and Instructional Mate	37.94
PO260937-0017	ODP BUSINESS SOLUTIONS LLC	ODP instructional supplies	10.55
PO260937-0018	ODP BUSINESS SOLUTIONS LLC	ODP instructional supplies	64.22
PO260937-0019	ODP BUSINESS SOLUTIONS LLC	ODP instructional supplies	19.47
PO260937-0020	ODP BUSINESS SOLUTIONS LLC	ODP instructional supplies	357.59
PO261044-0045	DRIFTWOOD DAIRY	OPEN PO SNACKS FOR CLOUDS PRES	17.35
PO261086-0002	THE IMAGINATION MACHINE LLC	Imagination Machine	1,289.50
PO261114-0009	MASTERS REFRESHMENT SERVICES	Water Service	50.50
PO261267-0008	M H FLEX TRAINING	Child Care/ELOP Sessions	5,580.00
PO261268-0008	ALAN T. LEDESMA - LOPEZ	Child Care/ELOP Sessions	5,580.00
PO261333-0001	SAN BERNARDINO CO. SUPT.	spelling bee	125.00
PO261887-0001	CDW-GOVERNMENT INC	Network Jacks - Tech Stock	134.28
PO261893-0001	CROWN AWARDS	Band Awards	185.27
PO261920-0001	DELL MARKETING L.P.	Monitors - GoI CC	142.37
TC260220-0001	SAUL, KATHERINE	March Mileage	26.03
		Transmittal Total	25,648.05
		Fund Summary: Fund 01	25,648.05

Transmittal Number: 26001796-0 AUDIT

PO261685-0001	MOBYMAX	Site License	4,894.00
		Transmittal Total	4,894.00
		Fund Summary: Fund 01	4,894.00

18 Etiwanda School District **Fiscal Year: 2026**

Transmittal Number: 26001796-0

Reference	Vendor	Description	Amount
MV260440-0001	SANDEEP SINGH	Clouds Refund - SK	360.00
PO260092-0094	S W SCHOOL SUPPLY INC	INSTRUCTIONAL	53.72
PO260125-0053	S W SCHOOL SUPPLY INC	Open P.O. for Instructional Ma	49.33
PO260125-0054	S W SCHOOL SUPPLY INC	Open P.O. for Instructional Ma	56.54
PO260178-0047	S W SCHOOL SUPPLY INC	Southwest Supplies	705.84
PO260195-0056	S W SCHOOL SUPPLY INC	Instructional Supplies-Southwe	93.20
PO260195-0057	S W SCHOOL SUPPLY INC	Instructional Supplies-Southwe	21.87
PO260206-0021	SUPPLY SOLUTIONS	Custodial Supplies	1,767.06
PO260212-0041	S W SCHOOL SUPPLY INC	Instructional Supplies	23.87
PO260212-0042	S W SCHOOL SUPPLY INC	Instructional Supplies	49.10
PO260212-0043	S W SCHOOL SUPPLY INC	Instructional Supplies	19.36
PO260212-0044	S W SCHOOL SUPPLY INC	Instructional Supplies	116.15
PO260212-0045	S W SCHOOL SUPPLY INC	Instructional Supplies	158.01
PO260236-0004	COMPLETE BUSINESS SYSTEMS	Duplo Supplies	4,125.66
PO260244-0054	S W SCHOOL SUPPLY INC	Instructional Supplies	28.12
PO260257-0004	DANIELLE KIM PORTER	Supplies, Incentives, Refreshm	28.17
PO260257-0005	DANIELLE KIM PORTER	Supplies, Incentives, Refreshm	53.44
PO260258-0077	S W SCHOOL SUPPLY INC	Instructional Supplies	85.04
PO260372-0127	COMMUNICAID INC	OPEN PO FOR TRANSLATION/INTERP	190.00
PO260375-0038	ODP BUSINESS SOLUTIONS LLC	OPEN PO FOR SPECIAL ED FOR OFF	244.33
PO260506-0015	ODP BUSINESS SOLUTIONS LLC	Child Care Office Supplies	38.77
PO260506-0016	ODP BUSINESS SOLUTIONS LLC	Child Care Office Supplies	22.61
PO260506-0017	ODP BUSINESS SOLUTIONS LLC	Child Care Office Supplies	269.04
PO261108-0034	CHAVEZ-MARTINEZ, DIANE	Counseling Services	1,273.92
PO261146-0004	BAZIC PRODUCTS	Open P.O. for Copy Paper for 2	1,293.00
PO261274-0001	SAN BERNARDINO CO. SUPT.	Spelling Bee Registration	125.00
PO261320-0003	GUARANTEED JANITORIAL	Child Care Additional Cleaning	1,025.00
PO261392-0002	ONEIL, DOMINIC	So Cal STEM Carnival	1,998.00
PO261872-0001	TINT CITY INC	CONTRACTED SERVICES	1,852.00
PO261899-0001	CDW-GOVERNMENT INC	Classroom Projector Stock	11,356.85
TC260219-0001	RENILDA PAGTAKHAN	March Mileage	26.97
TC260226-0001	GHADA TAWIL	March Mileage	15.15
		Transmittal Total	27,525.12
		Fund Summary: Fund 01	27,525.12

Transmittal Number: 26001797-0 AUDIT **VOIDED**

Transmittal Number: 26001797-0 **VOIDED**

18 Etiwanda School District **Fiscal Year: 2026**

Transmittal Number: 26001797-1 AUDIT

Reference	Vendor	Description		Amount
PV260244-0001	U.S. BANK CORPORATE PAYMENT SY	CalCard Mar 2026- N. Ruddy		70,572.75
			Transmittal Total	70,572.75
		Fund Summary:	**Fund 01**	70,572.75

Transmittal Number: 26001798-0 AUDIT

PO260809-0142	GUARANTEED JANITORIAL	NIGHT CLEANING SERVICES	5,200.00
PO260809-0143	GUARANTEED JANITORIAL	NIGHT CLEANING SERVICES	9,340.00
PO260809-0144	GUARANTEED JANITORIAL	NIGHT CLEANING SERVICES	11,060.00
PO260809-0145	GUARANTEED JANITORIAL	NIGHT CLEANING SERVICES	14,160.00
PO260809-0146	GUARANTEED JANITORIAL	NIGHT CLEANING SERVICES	13,460.00
PO260809-0147	GUARANTEED JANITORIAL	NIGHT CLEANING SERVICES	15,040.00
PO260809-0148	GUARANTEED JANITORIAL	NIGHT CLEANING SERVICES	12,440.00
PO260809-0149	GUARANTEED JANITORIAL	NIGHT CLEANING SERVICES	10,640.00
PO260809-0150	GUARANTEED JANITORIAL	NIGHT CLEANING SERVICES	15,220.00
PO260809-0151	GUARANTEED JANITORIAL	NIGHT CLEANING SERVICES	17,400.00
PO260809-0152	GUARANTEED JANITORIAL	NIGHT CLEANING SERVICES	13,360.00
PO260809-0153	GUARANTEED JANITORIAL	NIGHT CLEANING SERVICES	12,360.00
PO260809-0154	GUARANTEED JANITORIAL	NIGHT CLEANING SERVICES	14,520.00
PO260809-0155	GUARANTEED JANITORIAL	NIGHT CLEANING SERVICES	1,096.00
PO260809-0156	GUARANTEED JANITORIAL	NIGHT CLEANING SERVICES	10,540.00
PO260809-0157	GUARANTEED JANITORIAL	NIGHT CLEANING SERVICES	15,860.00
PO260809-0158	GUARANTEED JANITORIAL	NIGHT CLEANING SERVICES	12,660.00
PO260809-0159	GUARANTEED JANITORIAL	NIGHT CLEANING SERVICES	13,860.00
PO260809-0160	GUARANTEED JANITORIAL	NIGHT CLEANING SERVICES	7,920.00
		Transmittal Total	226,136.00
		Fund Summary: **Fund 01**	226,136.00

Transmittal Number: 26001798-0 **VOIDED**

Transmittal Number: 26001799-0 AUDIT

PO260870-0018	WESTERN EXTERMINATOR	PEST CONTROL SERVICES	7,456.90
PO260870-0019	WESTERN EXTERMINATOR	PEST CONTROL SERVICES	1,321.68
PO260916-0001	SPORTS FACILITIES GROUP INC.	PERFORM TELESCOPING BLEACHERS	6,975.00
PO261829-0013	WESTERN EXTERMINATOR	GLUE BOARDS AT KICTHENS FOR 19	1,238.25
		Transmittal Total	16,991.83

18 Etiwanda School District **Fiscal Year: 2026**

Transmittal Number: 26001799-0 AUDIT

		Fund Summary: Fund 01	16,991.83

Transmittal Number: 26001799-0

Reference	Vendor	Description	Amount
PO260806-0003	LAWNSCAPE SYSTEMS INC	CRACK AND CREVICE APPLICATION	25,515.68
PO260915-0001	SPORTS FACILITIES GROUP INC.	12 STEP INSPECTION OF BASKETBA	6,900.00
		Transmittal Total	32,415.68
		Fund Summary: Fund 01	32,415.68

Transmittal Number: 26001800-0

MV260436-0001	CHRISTINE NELSON	Meal account refund	15.00
MV260437-0001	MARIAM CHALABY	Meal account refund	41.50
MV260438-0001	ARIANNA RUNQUIST	Meal account refund	47.50
MV260441-0001	QUIANYI HE	Meal account refund	21.00
MV260442-0001	ESMERALDA RIZO	Meal account refund	17.25
MV260443-0001	LORENA ARIAS-AGUILAR	Meal account refund	74.75
MV260444-0001	ADRIANA RAMIREZ	Meal account refund	57.00
MV260445-0001	ADIJAT LIGALI	Meal account refund	50.00
MV260446-0001	TERESITA RADSTONE	Meal account refund	79.84
MV260447-0001	ANDREA HERNANDEZ	Meal account refund	35.00
MV260448-0001	HANALYN GANOTISI	Meal account refund	39.00
MV260449-0001	EILEEN AUCOIN	Meal account refund	24.00
MV260450-0001	MICHELLE ABIDO	Meal account refund	6.00
MV260451-0001	YAN YU	Meal account refund	67.80
MV260452-0001	CLAUDIA LARWIN	Meal account refund	18.00
MV260453-0001	MICHELLE HERNANDEZ	Meal account refund	40.00
MV260454-0001	XIA WEI	Meal account refund	47.15
MV260455-0001	KAREN CHONG	Meal account refund	62.00
MV260456-0001	NADIA VALENCIA	Meal account refund	23.20
MV260457-0001	JUSTINA VIRDI	Meal account refund	21.00
MV260458-0001	HUA QIAN	Meal account refund	9.00
PO260720-0008	ULINE	Open PO for kitchen operating	20.88
PO261672-0001	KINGDOM EPOXY SOLUTIONS CORP	Supply & Install Urethane Ceme	7,500.00
		Transmittal Total	8,316.87
		Fund Summary: Fund 13	8,316.87

Transmittal Number: 26001801-0

PO260031-0187	SOUTHERN CALIFORNIA EDISON	ELECTRICAL SERVICE	7,471.70

18 Etiwanda School District **Fiscal Year: 2026**

Reference	Vendor	Description		Amount
Transmittal Number: 26001801-0				
PO260203-0013	SAFARI MICRO	Computer Ink		4,292.79
PO261881-0001	S W SCHOOL SUPPLY INC	SPED OFFICE SUPPLY		(370.22)
PO261881-0002	S W SCHOOL SUPPLY INC	SPED OFFICE SUPPLY		1,480.88
			Transmittal Total	12,875.15
		Fund Summary:	**Fund 01**	12,875.15
Transmittal Number: 26001802-0 AUDIT				
PO260214-0007	SAFARI MICRO	Technology Supplies		3,170.10
PO260867-0218	ZEN EDUCATE INC	Zen Education		29,911.61
			Transmittal Total	33,081.71
		Fund Summary:	**Fund 01**	33,081.71
Transmittal Number: 26001802-0				
PO260031-0188	SOUTHERN CALIFORNIA EDISON	ELECTRICAL SERVICE		274.21
PO260031-0189	SOUTHERN CALIFORNIA EDISON	ELECTRICAL SERVICE		9,054.95
PO261062-0009	AIMEE DAWSON	Contracted Services		4,923.00
PO261701-0001	SAN BERNARDINO CO. SUPT.	Science Fair		1,350.00
PO261863-0001	OFFICE & ERGONOMIC	Office Chair		570.82
PO261879-0003	WEST MUSIC COMPANY INC	VAPA Instruments		55.90
PO261879-0004	WEST MUSIC COMPANY INC	VAPA Instruments		26.49
PV260246-0001	PECCORALO, RENEE	BOARD MEETING REFRESHMENTS		37.85
TC260221-0001	HERRERA, RAY	MILEAGE MAR 2026		3.19
TC260222-0001	KELLY BINKS	MILEAGE MAR 2026		43.43
TC260223-0001	NICOLE WILLIAMSON	MILEAGE MAR 2026		66.12
TC260224-0001	DAFFRON, CHRISTINA	MILEAGE MAR 2026		41.04
TC260225-0001	PAULINA LAGUNA	SMH CONFERENCE FEB 2026		586.85
			Transmittal Total	17,033.85
		Fund Summary:	**Fund 01**	17,033.85
Transmittal Number: 26001803-0				
PO260008-0010	DIRECTV	Cable Services - Operations		99.99
PO260016-0124	FRONTIER COMMUNICATIONS	TELEPHONE EXPENSE		18.75
PO260029-0009	BURRTEC WASTE INDUSTRIES, INC.	TRASH SERVICES		27,466.90
PO260031-0190	SOUTHERN CALIFORNIA EDISON	ELECTRICAL SERVICE		139.66
PO260032-0080	FONTANA WATER COMPANY	WATER SERVICES		563.09

18 Etiwanda School District **Fiscal Year: 2026**

Reference	Vendor	Description		Amount
Transmittal Number: 26001803-0				
PO260032-0081	FONTANA WATER COMPANY	WATER SERVICES		3,829.92
PO260032-0082	FONTANA WATER COMPANY	WATER SERVICES		244.42
PO260032-0083	FONTANA WATER COMPANY	WATER SERVICES		122.21
PO260032-0084	FONTANA WATER COMPANY	WATER SERVICES		152.76
			Transmittal Total	32,637.70
		Fund Summary:	**Fund 01**	32,637.70
Transmittal Number: 26001804-0				
PV260245-0001	U.S. BANK CORPORATE PAYMENT SY	CalCard Mar 2026- M. Higgins		1,300.91
			Transmittal Total	1,300.91
		Fund Summary:	**Fund 01**	1,300.91
Transmittal Number: 26001805-0				
PO260616-0026	ETIWANDA SCHOOL DISTRICT	2025-2026 SPED Instructional M		35.55
PO260620-0194	ETIWANDA SCHOOL DISTRICT	2025-2026 LEA Instructional Ma		106.70
PO260620-0195	ETIWANDA SCHOOL DISTRICT	2025-2026 LEA Instructional Ma		341.65
PO260620-0196	ETIWANDA SCHOOL DISTRICT	2025-2026 LEA Instructional Ma		366.49
PO260620-0197	ETIWANDA SCHOOL DISTRICT	2025-2026 LEA Instructional Ma		63.44
PO260620-0198	ETIWANDA SCHOOL DISTRICT	2025-2026 LEA Instructional Ma		371.11
PO260625-0014	ETIWANDA SCHOOL DISTRICT	2025-2026 PRESCHOOL Instructio		155.66
			Transmittal Total	1,440.60
		Fund Summary:	**Fund 01**	1,440.60
Transmittal Number: 26001806-0				
PO260620-0187	ETIWANDA SCHOOL DISTRICT	2025-2026 LEA Instructional Ma		30.16
PO260620-0188	ETIWANDA SCHOOL DISTRICT	2025-2026 LEA Instructional Ma		36.42
PO260620-0189	ETIWANDA SCHOOL DISTRICT	2025-2026 LEA Instructional Ma		17.22
PO260620-0190	ETIWANDA SCHOOL DISTRICT	2025-2026 LEA Instructional Ma		382.65
PO260620-0191	ETIWANDA SCHOOL DISTRICT	2025-2026 LEA Instructional Ma		12.99
PO260620-0192	ETIWANDA SCHOOL DISTRICT	2025-2026 LEA Instructional Ma		416.22
PO260620-0193	ETIWANDA SCHOOL DISTRICT	2025-2026 LEA Instructional Ma		523.54
			Transmittal Total	1,419.20
		Fund Summary:	**Fund 01**	1,419.20

18 Etiwanda School District **Fiscal Year: 2026**

Transmittal Number: 26001807-0

Reference	Vendor	Description		Amount
PO260620-0182	ETIWANDA SCHOOL DISTRICT	2025-2026 LEA Instructional Ma		169.91
PO260620-0184	ETIWANDA SCHOOL DISTRICT	2025-2026 LEA Instructional Ma		234.27
PO260620-0185	ETIWANDA SCHOOL DISTRICT	2025-2026 LEA Instructional Ma		195.15
PO260620-0186	ETIWANDA SCHOOL DISTRICT	2025-2026 LEA Instructional Ma		195.15
PO260651-0464	ETIWANDA SCHOOL DISTRICT	2025-2026 CHILDCARE Instructio		93.81
PO260651-0468	ETIWANDA SCHOOL DISTRICT	2025-2026 CHILDCARE Instructio		113.90
PO260651-0470	ETIWANDA SCHOOL DISTRICT	2025-2026 CHILDCARE Instructio		258.29
PO260651-0471	ETIWANDA SCHOOL DISTRICT	2025-2026 CHILDCARE Instructio		188.03
			Transmittal Total	1,448.51
		Fund Summary:	**Fund 01**	1,448.51

Transmittal Number: 26001808-0

PO260614-0137	ETIWANDA SCHOOL DISTRICT	2025-2026 TV Instructional Mat		95.12
PO260651-0460	ETIWANDA SCHOOL DISTRICT	2025-2026 CHILDCARE Instructio		89.05
PO260651-0463	ETIWANDA SCHOOL DISTRICT	2025-2026 CHILDCARE Instructio		86.31
PO260651-0466	ETIWANDA SCHOOL DISTRICT	2025-2026 CHILDCARE Instructio		946.49
PO260651-0467	ETIWANDA SCHOOL DISTRICT	2025-2026 CHILDCARE Instructio		263.88
			Transmittal Total	1,480.85
		Fund Summary:	**Fund 01**	1,480.85

Transmittal Number: 26001809-0

PO260651-0458	ETIWANDA SCHOOL DISTRICT	2025-2026 CHILDCARE Instructio		184.02
PO260651-0459	ETIWANDA SCHOOL DISTRICT	2025-2026 CHILDCARE Instructio		106.60
PO260651-0461	ETIWANDA SCHOOL DISTRICT	2025-2026 CHILDCARE Instructio		479.76
PO260651-0462	ETIWANDA SCHOOL DISTRICT	2025-2026 CHILDCARE Instructio		727.57
			Transmittal Total	1,497.95
		Fund Summary:	**Fund 01**	1,497.95

Transmittal Number: 26001810-0

PO260651-0447	ETIWANDA SCHOOL DISTRICT	2025-2026 CHILDCARE Instructio		105.71
PO260651-0448	ETIWANDA SCHOOL DISTRICT	2025-2026 CHILDCARE Instructio		74.60
PO260651-0449	ETIWANDA SCHOOL DISTRICT	2025-2026 CHILDCARE Instructio		42.26
PO260651-0453	ETIWANDA SCHOOL DISTRICT	2025-2026 CHILDCARE Instructio		62.16
PO260651-0456	ETIWANDA SCHOOL DISTRICT	2025-2026 CHILDCARE Instructio		14.00
PO260651-0457	ETIWANDA SCHOOL DISTRICT	2025-2026 CHILDCARE Instructio		91.02

18 Etiwanda School District **Fiscal Year: 2026**

Transmittal Number: 26001810-0			
Reference	**Vendor**	**Description**	**Amount**
PO260651-0465	ETIWANDA SCHOOL DISTRICT	2025-2026 CHILDCARE Instructio	576.54
PO260651-0469	ETIWANDA SCHOOL DISTRICT	2025-2026 CHILDCARE Instructio	473.11
		Transmittal Total	1,439.40
		Fund Summary: Fund 01	1,439.40
Transmittal Number: 26001811-0			
PO260620-0183	ETIWANDA SCHOOL DISTRICT	2025-2026 LEA Instructional Ma	1,038.42
PO260651-0451	ETIWANDA SCHOOL DISTRICT	2025-2026 CHILDCARE Instructio	310.00
		Transmittal Total	1,348.42
		Fund Summary: Fund 01	1,348.42
Transmittal Number: 26001812-0			
PO260651-0446	ETIWANDA SCHOOL DISTRICT	2025-2026 CHILDCARE Instructio	298.45
PO260651-0450	ETIWANDA SCHOOL DISTRICT	2025-2026 CHILDCARE Instructio	296.93
PO260651-0452	ETIWANDA SCHOOL DISTRICT	2025-2026 CHILDCARE Instructio	363.33
PO260651-0454	ETIWANDA SCHOOL DISTRICT	2025-2026 CHILDCARE Instructio	477.59
		Transmittal Total	1,436.30
		Fund Summary: Fund 01	1,436.30
Transmittal Number: 26001813-0			
PO260613-0082	ETIWANDA SCHOOL DISTRICT	2025-2026 EH Instructional Mat	43.19
PO260613-0083	ETIWANDA SCHOOL DISTRICT	2025-2026 EH Instructional Mat	33.60
PO260614-0139	ETIWANDA SCHOOL DISTRICT	2025-2026 TV Instructional Mat	86.18
PO260626-0110	ETIWANDA SCHOOL DISTRICT	2025-2026 DCIS Instructional M	71.28
PO260626-0111	ETIWANDA SCHOOL DISTRICT	2025-2026 DCIS Instructional M	123.88
PO260628-0060	ETIWANDA SCHOOL DISTRICT	2025-2026 SIS Instructional Ma	231.48
PO260628-0061	ETIWANDA SCHOOL DISTRICT	2025-2026 SIS Instructional Ma	120.43
PO260633-0155	ETIWANDA SCHOOL DISTRICT	2025-2026 GRP Instructional Ma	41.32
PO260633-0156	ETIWANDA SCHOOL DISTRICT	2025-2026 GRP Instructional Ma	45.24
PO260633-0157	ETIWANDA SCHOOL DISTRICT	2025-2026 GRP Instructional Ma	15.61
PO260633-0158	ETIWANDA SCHOOL DISTRICT	2025-2026 GRP Instructional Ma	52.21
PO260633-0159	ETIWANDA SCHOOL DISTRICT	2025-2026 GRP Instructional Ma	16.37
PO260649-0041	ETIWANDA SCHOOL DISTRICT	2025-2026 CAR Instructional Ma	43.04
PO260651-0455	ETIWANDA SCHOOL DISTRICT	2025-2026 CHILDCARE Instructio	525.13
		Transmittal Total	1,448.96

18 Etiwanda School District **Fiscal Year: 2026**

Transmittal Number: 26001813-0

		Fund Summary:	**Fund 01**	1,448.96

Transmittal Number: 26001814-0

Reference	Vendor	Description		Amount
PO260612-0078	ETIWANDA SCHOOL DISTRICT	2025-2026 WH Instructional Mat		117.36
PO260612-0079	ETIWANDA SCHOOL DISTRICT	2025-2026 WH Instructional Mat		16.30
PO260612-0080	ETIWANDA SCHOOL DISTRICT	2025-2026 WH Instructional Mat		228.24
PO260612-0081	ETIWANDA SCHOOL DISTRICT	2025-2026 WH Instructional Mat		1,024.19
PO260614-0136	ETIWANDA SCHOOL DISTRICT	2025-2026 TV Instructional Mat		26.65
PO260614-0138	ETIWANDA SCHOOL DISTRICT	2025-2026 TV Instructional Mat		54.93
			Transmittal Total	1,467.67
		Fund Summary:	**Fund 01**	1,467.67

Transmittal Number: 26001815-0 AUDIT

PO261813-0001	BROWN FRIENDLY	POUR CONCRETE AT CARYN		2,800.00
PO261839-0001	BROWN FRIENDLY	REPAIR BROKEN CURB AT CARYN		3,300.00
PO261875-0001	BROWN FRIENDLY	REMOVE/REPLACE CONCRETE @ HIS		4,775.00
PO261876-0001	BROWN FRIENDLY	ADD DRAIN PIPE TO EXISTING BOX		2,300.00
PO261877-0001	BROWN FRIENDLY	REMOVE/REPLACE CONCRETE @ GOL		5,500.00
PO261878-0001	BROWN FRIENDLY	REPAIR CONCRETE @ CAR KINDER A		4,760.00
			Transmittal Total	23,435.00
		Fund Summary:	**Fund 01**	23,435.00

Transmittal Number: 26001815-0

PO260499-0017	CINTAS CORPORATION #150	UNIFORMS FOR O&F		426.56
PO260499-0018	CINTAS CORPORATION #150	UNIFORMS FOR O&F		4,561.94
PO260517-0005	DUGMORE AND DUNCAN	DOOR HARDWARE/LOCKS		2,483.51
PO260537-0040	GRAINGER	OPEN PO FOR SUPPLIES		51.75
PO260553-0001	TRANE U.S. INC.	HVAC SUPPLIES		1,610.45
PO260556-0026	HERITAGE LANDSCAPE	SUPPLIES AND REPAIRS		851.83
PO260557-0008	RUSSELL SIGLER INC	HVAC SUPPLIES		892.95
PO260886-0009	H & H ELEVATOR SERVICES	SERVICE ON 3 HYDRAULIC ELEVATO		530.00
PO260888-0009	VISTA PAINT	PAINT		129.26
PO260888-0010	VISTA PAINT	PAINT		15.60
PO260923-0017	BOOT BARN	BOOTS FOR OPERATIONS & FACILIT		250.00
PO261389-0007	STATE OF CA DEPT OF	INSPECTIONS/ REPAIRS FOR WHEEL		225.00
PV260247-0001	HOME DEPOT CREDIT SERVICES	Supplies		42.88
PV260248-0001	HOME DEPOT CREDIT SERVICES	Supplies		149.64

18 Etiwanda School District **Fiscal Year: 2026**

Transmittal Number: 26001815-0

		Transmittal Total	12,221.37
		Fund Summary: Fund 01	12,221.37

Transmittal Number: 26001816-0

Reference	Vendor	Description	Amount
MV260459-0001	ALMA NUNEZ	Food Worker Card Reimbursement	22.00
MV260460-0001	QIANYI HE	Meal account refund	5.75
MV260461-0001	JACQUELIN POLLOCK	Meal account refund	58.25
MV260462-0001	FERNANDO FLORES	Meal account refund	41.25
MV260463-0001	ELISE SWART	Meal account refund	64.75
MV260464-0001	RHEA ESPINOSA	Meal account refund	51.50
MV260465-0001	STACI MCCLANE	Meal account refund	37.50
MV260466-0001	ENGY MASAOUD	Meal account refund	42.00
		Transmittal Total	323.00
		Fund Summary: Fund 13	323.00

Transmittal Number: 26001817-0

PO260092-0095	S W SCHOOL SUPPLY INC	INSTRUCTIONAL	23.81
PO260092-0096	S W SCHOOL SUPPLY INC	INSTRUCTIONAL	38.36
PO260092-0097	S W SCHOOL SUPPLY INC	INSTRUCTIONAL	653.57
PO260153-0045	S W SCHOOL SUPPLY INC	Instructional Supplies - South	180.46
PO260154-0008	MIRROR IMAGE BUSINESS SYSTEMS	Mirror Image	367.16
PO260161-0013	MIRROR IMAGE BUSINESS SYSTEMS	Mirror Image Copier Repair	646.17
PO260164-0007	MIRROR IMAGE BUSINESS SYSTEMS	Copier Supplies & Repairs	204.61
PO260177-0004	EASY PRINT TEES INC.	Student Tshirts open PO	1,423.20
PO260178-0048	S W SCHOOL SUPPLY INC	Southwest Supplies	189.13
PO260195-0058	S W SCHOOL SUPPLY INC	Instructional Supplies-Southwe	239.45
PO260202-0062	S W SCHOOL SUPPLY INC	Instructional Supplies	3.22
PO260261-0016	SUPPLY SOLUTIONS	Janitorial Supplies	1,398.87
PO260504-0227	ALBERTSONS/SAFEWAY	Child Care Extended Day Progra	139.76
PO260504-0228	ALBERTSONS/SAFEWAY	Child Care Extended Day Progra	86.39
PO260504-0229	ALBERTSONS/SAFEWAY	Child Care Extended Day Progra	52.44
PO260695-0002	CHATSWORTH GLOVES INC.	CAR vinyl & nitrile disposable	45.79
PO260777-0008	BAZIC PRODUCTS	Instructional Supplies	1,293.00
PO261044-0046	DRIFTWOOD DAIRY	OPEN PO SNACKS FOR CLOUDS PRES	36.86
PO261044-0047	DRIFTWOOD DAIRY	OPEN PO SNACKS FOR CLOUDS PRES	43.23
PO261099-0005	NGUYEN, CHINH	Student Success Coach/Staff Pu	571.55
PO261947-0001	LUCKY STRIKE ENTERTAINMENT	Summer Camp 2026	2,158.56

18 Etiwanda School District **Fiscal Year: 2026**

Transmittal Number: 26001817-0

Reference	Vendor	Description		Amount
PO261967-0001	OPTISIGNS INC	Online Subscription		135.00
PO261970-0001	PAWS-TO-SHARE	CAASPP Testing Week Therapy Do		320.00
TC260227-0001	DEANGELIS, JOSEPH	March Mileage		13.99
		Transmittal Total		10,264.58
		Fund Summary:	**Fund 01**	10,250.59
			Fund 13	13.99

Transmittal Number: 26001818-0

PO260000-0101	S W SCHOOL SUPPLY INC	Office Supplies		388.82
PO260058-0003	ALBERTSONS/SAFEWAY	Mtg Refreshments		32.82
PO260078-0005	BAZIC PRODUCTS	Copy Paper		1,293.00
PO260094-0024	SUPPLY SOLUTIONS	CUSTODIAL SUPPLIES		3,261.02
PO260153-0046	S W SCHOOL SUPPLY INC	Instructional Supplies - South		191.80
PO260192-0010	MIRROR IMAGE BUSINESS SYSTEMS	Copier Maintenance/Supplies-Mi		102.30
PO260202-0059	S W SCHOOL SUPPLY INC	Instructional Supplies		26.01
PO260202-0060	S W SCHOOL SUPPLY INC	Instructional Supplies		27.15
PO260202-0061	S W SCHOOL SUPPLY INC	Instructional Supplies		235.67
PO260286-0034	ODP BUSINESS SOLUTIONS LLC	Office supplies		65.13
PO260653-0057	ALBERTSONS/SAFEWAY	Child Care Department		51.07
PO260690-0005	SCHOOL HEALTH CORPORATION	DWL health office supplies		8.38
PO260694-0003	SCHOOL HEALTH CORPORATION	CPL health offices supplies		4.87
PO260765-0093	S W SCHOOL SUPPLY INC	Instructional Supplies		494.00
PO260914-0012	ALBERTSONS/SAFEWAY	Meeting and Instructional Mate		26.76
PO261264-0008	STEM CENTER USA INC	Child Care /ELOP Sessions		3,960.00
PO261940-0001	LUCKY STRIKE ENTERTAINMENT	Summer Camp July 2026		1,918.72
		Transmittal Total		12,087.52
		Fund Summary:	**Fund 01**	12,087.52

Transmittal Number: 26001819-0 AUDIT

PO261234-0015	ALL CITY MANAGEMENT	CROSSING GUARDS		4,690.80
		Transmittal Total		4,690.80
		Fund Summary:	**Fund 01**	4,690.80

Transmittal Number: 26001819-0 **VOIDED**

18 Etiwanda School District **Fiscal Year: 2026**

Transmittal Number: 26001820-0

Reference	Vendor	Description	Amount
MV260467-0001	ENGY MASAOUD	Meal account refund	34.00
MV260468-0001	FADY AZIZ	Meal account refund	6.00
MV260469-0001	ROBERTA ARTEAGA	Meal account refund	113.25
PO260823-0002	MIRROR IMAGE BUSINESS SYSTEMS	Copier maintenance and supplie	533.09
PO260976-0009	DRIFTWOOD DAIRY	Open PO for food delivery at a	58,535.16
		Transmittal Total	59,221.50
		Fund Summary: Fund 13	59,221.50

Transmittal Number: 26001821-0

PO260438-0006	EVEREST ENVIRONMENTAL INC	INTERIM & CAMPUS MODERNIZATION	1,020.00
PO260439-0006	EVEREST ENVIRONMENTAL INC	WATER POLLUTION/SWPP MONITORIN	1,020.00
		Transmittal Total	2,040.00
		Fund Summary: Fund 21	2,040.00

Transmittal Number: 26001822-0

PO260016-0125	FRONTIER COMMUNICATIONS	TELEPHONE EXPENSE	262.76
PO260018-0037	CHARTER COMMUNICATIONS	CABLE DISTRICT OFFICE	6.33
PO260018-0038	CHARTER COMMUNICATIONS	CABLE DISTRICT OFFICE	9.51
PO260018-0039	CHARTER COMMUNICATIONS	CABLE DISTRICT OFFICE	59.20
PO260018-0040	CHARTER COMMUNICATIONS	CABLE DISTRICT OFFICE	15.86
PO260027-0019	PAPER RECYCLING & SHREDDING	CONTRACTED SERVICES	120.00
PO260030-0148	SOCALGAS	NATURAL GAS SERVICE	217.47
PO260031-0191	SOUTHERN CALIFORNIA EDISON	ELECTRICAL SERVICE	7,603.39
PO260031-0192	SOUTHERN CALIFORNIA EDISON	ELECTRICAL SERVICE	8,335.94
PO260035-0045	AT&T	TELEPHONE EXPENSES-CHILD CARE	36.33
PO260035-0046	AT&T	TELEPHONE EXPENSES-CHILD CARE	148.25
PO260035-0047	AT&T	TELEPHONE EXPENSES-CHILD CARE	37.25
PO260064-0009	STREAMLINE PRESS INC	Printing	983.53
PO260068-0008	MUSIC & ARTS CENTER	Summit Band - Music & Arts Ope	121.69
PO260255-0014	HEMET UNIFIED SCHOOL DISTRICT	Printing services	31.81
PO260255-0015	HEMET UNIFIED SCHOOL DISTRICT	Printing services	308.05
PO260362-0010	SAFARI MICRO	OPEN PO SPED INK	406.22
PO260492-0009	EXUCOM SYSTEMS INC	Fax Services - Utility	187.00
PO261067-0018	RECYCLED ROCK N ROLL INC	Instrument Repairs	60.00
PO261785-0001	LAKESHORE LEARNING MATERIALS	SLP MATERIALS	122.73
PO261831-0001	SCHOOL OUTLET	OT STUDENT MATERIAL	250.19
PO261848-0001	LAKESHORE LEARNING MATERIALS	SLP SPED MATERIALS	49.09

18 Etiwanda School District **Fiscal Year: 2026**

Transmittal Number: 26001822-0

Reference	Vendor	Description		Amount
PO261848-0002	LAKESHORE LEARNING MATERIALS	SLP SPED MATERIALS		275.88
PO261869-0001	BJOREM SPEECH PUBLICATIONS	SLP MATERIALS		224.00
PO261870-0001	BJOREM SPEECH PUBLICATIONS	SLP THERAPY MATERIALS		208.99
PO261879-0005	WEST MUSIC COMPANY INC	VAPA Instruments		23.06
PO261882-0001	VIRCO INC	OT STUDENT MATERIALS		289.98
PO261912-0001	ACCO BRANDS USA LLC	SPED OFFICE SUPPLY		333.14
PV260249-0001	PECCORALO, RENEE	BOARD MEETING MEAL		67.10
TC260228-0001	ELAINE MERCADO	MILEAGE FEBRUARY 2026		11.31
			Transmittal Total	20,806.06
		Fund Summary:	**Fund 01**	20,806.06

Transmittal Number: 26001823-0

PO261883-0001	VIRCO INC	OT STUDENT MATERIALS		1,995.69
			Transmittal Total	1,995.69
		Fund Summary:	**Fund 01**	1,995.69

Transmittal Number: 26001824-0 AUDIT

PO260448-0022	JOHN R BYERLY INC	CAMPUS MODERNIZATION @ EIS		55,072.50
			Transmittal Total	55,072.50
		Fund Summary:	**Fund 21**	55,072.50

Transmittal Number: 26001824-0 **VOIDED**

Transmittal Number: 26001825-0 **VOIDED**

PO260252-0006	BAZIC PRODUCTS	Copy Paper		0.00
			Transmittal Total	0.00
		Fund Summary:	**Fund 01**	0.00

Transmittal Number: 26001826-0 **VOIDED**

PO260260-0007	BAZIC PRODUCTS	Open PO for White Copy Paper		0.00
			Transmittal Total	0.00
		Fund Summary:	**Fund 01**	0.00

18 Etiwanda School District **Fiscal Year: 2026**

Transmittal Number: 26001827-0

Reference	Vendor	Description		Amount
PO260047-0059	S W SCHOOL SUPPLY INC	instructional supplies		102.35
PO260092-0098	S W SCHOOL SUPPLY INC	INSTRUCTIONAL		48.39
PO260123-0014	SUPPLY SOLUTIONS	Open P.O. for janitorial suppl		1,359.91
PO260194-0020	MASTERS REFRESHMENT SERVICES	Water Service		128.00
PO260202-0063	S W SCHOOL SUPPLY INC	Instructional Supplies		21.77
PO260503-0040	S W SCHOOL SUPPLY INC	Child Care Office Supplies		277.97
PO260503-0041	S W SCHOOL SUPPLY INC	Child Care Office Supplies		714.35
PO260505-0030	MASTERS REFRESHMENT SERVICES	Child Care Department		27.25
PO260505-0031	MASTERS REFRESHMENT SERVICES	Child Care Department		50.50
PO260505-0032	MASTERS REFRESHMENT SERVICES	Child Care Department		56.97
PO260662-0004	S W SCHOOL SUPPLY INC	Office Supplies		270.73
PO260665-0004	SCHOOL HEALTH CORPORATION	FR health office supplies		115.58
PO260669-0004	SCHOOL HEALTH CORPORATION	WIN health office supplies		232.51
PO260690-0006	SCHOOL HEALTH CORPORATION	DWL health office supplies		1.13
PO260694-0004	SCHOOL HEALTH CORPORATION	CPL health offices supplies		8.30
PO260765-0094	S W SCHOOL SUPPLY INC	Instructional Supplies		5.56
PO260771-0011	MASTERS REFRESHMENT SERVICES	Water Delivery Service		156.43
PO261818-0001	GRAPHIC DESIGN MARKING SYSTEMS	Instructional Supplies		301.86
PO261837-0001	VIRCO	Child Care Share Room		389.97
PO261928-0001	DELL MARKETING L.P.	Laptop Battery - Win		111.11
PO261929-0001	DELL MARKETING L.P.	Motherboard - Per		153.53
			Transmittal Total	4,534.17
		Fund Summary:	**Fund 01**	4,534.17

Transmittal Number: 26001828-0

PO260139-0014	SUPPLY SOLUTIONS	Custodial Supplies		2,255.27
PO260503-0039	S W SCHOOL SUPPLY INC	Child Care Office Supplies		1,244.46
			Transmittal Total	3,499.73
		Fund Summary:	**Fund 01**	3,499.73

Transmittal Number: 26001829-0

PO260975-0040	IMPERIAL BAG AND PAPER	Open PO for Operating and Food		24,785.43
			Transmittal Total	24,785.43
		Fund Summary:	**Fund 13**	24,785.43

18 Etiwanda School District **Fiscal Year: 2026**

Reference	Vendor	Description	Amount
Transmittal Number: 26001830-0 AUDIT			
PO260457-0014	JOHN R BYERLY INC	M-WING REPLACEMENT @ SIS	15,415.00
PO260604-0002	IMPACT CX LLC	CAMPUS MODERNIZATION PROJECT @	2,610.00
PO261746-0002	IMPACT CX LLC	COMMISSIONING SERVICES FOR HVA	722.50
		Transmittal Total	18,747.50
		Fund Summary: Fund 21	18,747.50
Transmittal Number: 26001830-0			
PO261002-0002	IMPACT CX LLC	CAMPUS MODERNIZATION PROJECT @	3,180.00
PO261915-0001	CDW-GOVERNMENT INC	SURGE PROTECTORS POWER PLUGS @	616.33
PO261915-0002	CDW-GOVERNMENT INC	SURGE PROTECTORS POWER PLUGS @	474.10
PO261916-0001	CDW-GOVERNMENT INC	SURGE PROTECTORS POWER PLUGS @	392.21
PO261916-0002	CDW-GOVERNMENT INC	SURGE PROTECTORS POWER PLUGS @	301.70
		Transmittal Total	4,964.34
		Fund Summary: Fund 21	3,180.00
		Fund 40-9871	1,784.34
Transmittal Number: 26001831-0			
PV260250-0001	CALIFORNIA DEPARTMENT OF	SALES & USE TAX 1st QTR (JAN -	944.21
		Transmittal Total	944.21
		Fund Summary: Fund 01	944.21
Transmittal Number: 26001832-0 AUDIT			
PO260975-0041	IMPERIAL BAG AND PAPER	Open PO for Operating and Food	2,562.62
PO260975-0042	IMPERIAL BAG AND PAPER	Open PO for Operating and Food	2,648.80
		Transmittal Total	5,211.42
		Fund Summary: Fund 13	5,211.42
Transmittal Number: 26001832-0			
PO260724-0053	ODP BUSINESS SOLUTIONS LLC	Open PO for Office Suppplies	14.64
PO260724-0054	ODP BUSINESS SOLUTIONS LLC	Open PO for Office Suppplies	12.27
PO260724-0055	ODP BUSINESS SOLUTIONS LLC	Open PO for Office Suppplies	57.12

18 Etiwanda School District **Fiscal Year: 2026**

Reference	Vendor	Description		Amount
Transmittal Number: 26001832-0				
PO260724-0056	ODP BUSINESS SOLUTIONS LLC	Open PO for Office Suppplies		241.76
PO260724-0057	ODP BUSINESS SOLUTIONS LLC	Open PO for Office Suppplies		14.86
			Transmittal Total	340.65
		Fund Summary:	**Fund 13**	340.65
Transmittal Number: 26001833-0				
PO260047-0060	S W SCHOOL SUPPLY INC	instructional supplies		8.53
PO260047-0061	S W SCHOOL SUPPLY INC	instructional supplies		247.60
PO260047-0062	S W SCHOOL SUPPLY INC	instructional supplies		861.09
PO260212-0046	S W SCHOOL SUPPLY INC	Instructional Supplies		341.10
			Transmittal Total	1,458.32
		Fund Summary:	**Fund 01**	1,458.32
Transmittal Number: 26001834-0				
PO260092-0099	S W SCHOOL SUPPLY INC	INSTRUCTIONAL		12.93
PO260092-0100	S W SCHOOL SUPPLY INC	INSTRUCTIONAL		129.28
PO260125-0055	S W SCHOOL SUPPLY INC	Open P.O. for Instructional Ma		284.03
PO260140-0064	S W SCHOOL SUPPLY INC	Instructional Supplies		188.27
PO260140-0065	S W SCHOOL SUPPLY INC	Instructional Supplies		493.66
PO260178-0049	S W SCHOOL SUPPLY INC	Southwest Supplies		64.43
PO260178-0050	S W SCHOOL SUPPLY INC	Southwest Supplies		65.20
PO260212-0047	S W SCHOOL SUPPLY INC	Instructional Supplies		72.19
PO260822-0054	S W SCHOOL SUPPLY INC	Instructional Supplies		108.29
			Transmittal Total	1,418.28
		Fund Summary:	**Fund 01**	1,418.28
Transmittal Number: 26001835-0				
PO260000-0102	S W SCHOOL SUPPLY INC	Office Supplies		195.80
PO260000-0103	S W SCHOOL SUPPLY INC	Office Supplies		37.79
PO260125-0056	S W SCHOOL SUPPLY INC	Open P.O. for Instructional Ma		418.44
PO260202-0064	S W SCHOOL SUPPLY INC	Instructional Supplies		59.69
PO260202-0065	S W SCHOOL SUPPLY INC	Instructional Supplies		53.49
PO260765-0095	S W SCHOOL SUPPLY INC	Instructional Supplies		17.56
PO260765-0096	S W SCHOOL SUPPLY INC	Instructional Supplies		361.10
PO260765-0097	S W SCHOOL SUPPLY INC	Instructional Supplies		(100.84)

Transmittal Number: 26001835-0

Reference	Vendor	Description		Amount
PO260765-0098	S W SCHOOL SUPPLY INC	Instructional Supplies		(100.84)
PO260765-0099	S W SCHOOL SUPPLY INC	Instructional Supplies		14.05
			Transmittal Total	956.24
		Fund Summary:	**Fund 01**	956.24

Transmittal Number: 26001836-0

PO260000-0104	S W SCHOOL SUPPLY INC	Office Supplies		48.48
PO260047-0063	S W SCHOOL SUPPLY INC	instructional supplies		23.02
PO260137-0010	MIRROR IMAGE BUSINESS SYSTEMS	Computer Printer Repair		1,631.66
PO260166-0121	S W SCHOOL SUPPLY INC	Inst. Supplies		56.56
PO260166-0122	S W SCHOOL SUPPLY INC	Inst. Supplies		87.28
PO260166-0123	S W SCHOOL SUPPLY INC	Inst. Supplies		87.39
PO260178-0051	S W SCHOOL SUPPLY INC	Southwest Supplies		11.36
PO260178-0052	S W SCHOOL SUPPLY INC	Southwest Supplies		77.48
PO260178-0053	S W SCHOOL SUPPLY INC	Southwest Supplies		114.19
PO260183-0011	MASTERS REFRESHMENT SERVICES	Bottled Water		107.78
PO260195-0059	S W SCHOOL SUPPLY INC	Instructional Supplies-Southwe		68.13
PO260202-0066	S W SCHOOL SUPPLY INC	Instructional Supplies		33.40
PO260230-0018	SUPPLY SOLUTIONS	Custodial Supplies		132.58
PO260246-0071	ALBERTSONS/SAFEWAY	Classroom Supplies		168.24
PO260250-0002	JONES SCHOOL SUPPLY CO INC	Instructional Materials		30.45
PO260252-0007	BAZIC PRODUCTS	Copy Paper		1,293.00
PO260383-0037	S W SCHOOL SUPPLY INC	Southwest student supplies		22.50
PO260504-0230	ALBERTSONS/SAFEWAY	Child Care Extended Day Progra		187.89
PO260504-0231	ALBERTSONS/SAFEWAY	Child Care Extended Day Progra		251.44
PO260637-0014	SUPPLY SOLUTIONS	Janitorial Supplies		1,170.15
PO260779-0030	ALBERTSONS/SAFEWAY	Supplies for Cooking Elective/		121.59
PO260946-0008	ALBERTSONS/SAFEWAY	Supplies, Incentives, Refreshm		46.47
PO261800-0001	COMPLETE BUSINESS SYSTEMS	Duplo Supplies		1,649.16
PO261888-0001	CROWN AWARDS	Band Awards		335.36
PO261910-0001	DISCOUNT TWO-WAY RADIO CORP.	Computer Supplies		1,110.21
PO261921-0001	INSECT LORE	Instructional Supplies		144.23
PO261980-0001	IT1 SOURCE LLC	Printers - VAPA		4,239.26
			Transmittal Total	13,249.26
		Fund Summary:	**Fund 01**	13,249.26

Transmittal Number: 26001837-0

18 Etiwanda School District **Fiscal Year: 2026**

Reference	Vendor	Description		Amount
Transmittal Number: 26001837-0				
PO260186-0016	SUPPLY SOLUTIONS	Open purchase for custodial su		2,423.02
PO261900-0001	DISCOUNT TWO-WAY RADIO CORP.	Computer supplies		746.33
PO261968-0001	IT1 SOURCE LLC	Printer - GRP Child Care		452.66
			Transmittal Total	3,622.01
		Fund Summary:	**Fund 01**	3,622.01
Transmittal Number: 26001838-0 AUDIT				
PO261924-0001	KAGAN PUBLISHING INC.	Instructional Supplies		9,964.72
			Transmittal Total	9,964.72
		Fund Summary:	**Fund 01**	9,964.72
Transmittal Number: 26001838-0				
PO260926-0008	SAFARI MICRO	Ink & Toner		259.92
PO260926-0009	SAFARI MICRO	Ink & Toner		1,161.45
			Transmittal Total	1,421.37
		Fund Summary:	**Fund 01**	1,421.37
Transmittal Number: 26001839-0 AUDIT				
PO260867-0219	ZEN EDUCATE INC	Zen Education		28,983.92
			Transmittal Total	28,983.92
		Fund Summary:	**Fund 01**	28,983.92
Transmittal Number: 26001839-0				
PO260016-0126	FRONTIER COMMUNICATIONS	TELEPHONE EXPENSE		440.00
PO260243-0008	SAFARI MICRO	Computer Ink		140.08
PO260366-0005	SAFARI MICRO	OPEN PO FOR PRESCHOOL ASSESSME		483.94
PO260868-0032	SWING EDUCATION INC	Swing Education		31,322.08
PO260926-0010	SAFARI MICRO	Ink & Toner		519.83
PO261067-0019	RECYCLED ROCK N ROLL INC	Instrument Repairs		40.00
PO261559-0001	LAKESHORE LEARNING MATERIALS	MAA APPROVED ITEMS FOR SLP TEA		2,675.35
PO261791-0002	ZENGEN BOO	Food/Snacks for meetings		192.52
PO261792-0001	PACIFIC HEARING SERVICES	LOWI 23		325.00
PO261825-0001	FTF BEHAVIORAL CONSULTING	BCBA COURSE		300.00
PO261917-0001	KAGAN PUBLISHING INC.	Kagan Supplies		1,814.31

18 Etiwanda School District **Fiscal Year: 2026**

Transmittal Number: 26001839-0

Reference	Vendor	Description		Amount
PO261918-0001	BEAR COMMUNICATIONS	REPLACEMENT BATTERY		109.41
PO261927-0001	QUALITY TELESERVICES INC	Projector Install - WH Rm 11		1,056.80
PO261982-0001	IT1 SOURCE LLC	Printer - SUPT		689.81
TC260229-0001	KELLY BINKS	MILEAGE MARCH 2026		26.68
TC260230-0001	GOMEZ, KRISTINA	MILEAGE MARCH 2026		77.14
TC260231-0001	ELAINE MERCADO	MILEAGE APRIL 2026		8.92
TC260232-0001	NICOLE WILLIAMSON	MILEAGE APRIL 2026		23.78
		Transmittal Total		40,245.65
		Fund Summary:	**Fund 01**	40,245.65

Transmittal Number: 26001840-0 AUDIT

PO261980-0002	IT1 SOURCE LLC	Printers - VAPA		4,568.64
		Transmittal Total		4,568.64
		Fund Summary:	**Fund 01**	4,568.64

Transmittal Number: 26001840-0

PO260140-0067	S W SCHOOL SUPPLY INC	Instructional Supplies		49.13
PO260173-0010	ALBERTSONS/SAFEWAY	Albertsons Open PO		59.31
PO260195-0060	S W SCHOOL SUPPLY INC	Instructional Supplies-Southwe		4.50
PO260212-0048	S W SCHOOL SUPPLY INC	Instructional Supplies		191.06
PO260216-0020	SUPPLY SOLUTIONS	Custodial Supplies		648.66
PO260230-0019	SUPPLY SOLUTIONS	Custodial Supplies		766.40
PO260244-0055	S W SCHOOL SUPPLY INC	Instructional Supplies		100.21
PO260372-0128	COMMUNICAID INC	OPEN PO FOR TRANSLATION/INTERP		300.00
PO260372-0129	COMMUNICAID INC	OPEN PO FOR TRANSLATION/INTERP		787.50
PO260372-0130	COMMUNICAID INC	OPEN PO FOR TRANSLATION/INTERP		300.00
PO260664-0001	CHATSWORTH GLOVES INC.	FR vinyl disposable gloves		97.88
PO260694-0005	SCHOOL HEALTH CORPORATION	CPL health offices supplies		4.76
PO260708-0013	AMERICAN RED CROSS	ARC service/card fees for empl		693.00
PO260761-0003	COMPLETE BUSINESS SYSTEMS	Ink Cases/Supplies for Duplo f		772.96
PO260796-0005	AMY TARASI	School Events/Staff Meetings		103.41
PO260944-0004	MIRROR IMAGE BUSINESS SYSTEMS	Mirror Image supplies		226.16
PO261392-0003	ONEIL, DOMINIC	So Cal STEM Carnival		1,998.00
PO261894-0001	PITSCO EDUCATION LLC	Instructional Supplies		121.99
PO261894-0002	PITSCO EDUCATION LLC	Instructional Supplies		144.39
PO261896-0001	CROWN AWARDS	Band Awards		1,188.25
PO261897-0001	HANGSAFE HOOKS	Hooks for student locker room		5,707.69

18 Etiwanda School District **Fiscal Year: 2026**

Transmittal Number: 26001840-0

Reference	Vendor	Description		Amount
PO262000-0001	GLOBAL DATEBOOKS	Student Planners		2,368.08
			Transmittal Total	16,633.34
		Fund Summary:	**Fund 01**	16,633.34

Transmittal Number: 26001841-0

PO260030-0149	SOCALGAS	NATURAL GAS SERVICE	87.92
PO260030-0150	SOCALGAS	NATURAL GAS SERVICE	541.49
PO260030-0151	SOCALGAS	NATURAL GAS SERVICE	466.60
PO260030-0152	SOCALGAS	NATURAL GAS SERVICE	121.85
PO260030-0153	SOCALGAS	NATURAL GAS SERVICE	117.67
PO260030-0154	SOCALGAS	NATURAL GAS SERVICE	165.72
PO260030-0155	SOCALGAS	NATURAL GAS SERVICE	169.95
PO260030-0156	SOCALGAS	NATURAL GAS SERVICE	108.95
PO260030-0157	SOCALGAS	NATURAL GAS SERVICE	106.84
PO260031-0193	SOUTHERN CALIFORNIA EDISON	ELECTRICAL SERVICE	5,502.26
PO260033-0026	CITY OF FONTANA	SEWER SERVICE - SOL/DWL/EH/HIS	2,379.00
PO260033-0027	CITY OF FONTANA	SEWER SERVICE - SOL/DWL/EH/HIS	1,665.30
PO260033-0028	CITY OF FONTANA	SEWER SERVICE - SOL/DWL/EH/HIS	2,379.00
PO260033-0029	CITY OF FONTANA	SEWER SERVICE - SOL/DWL/EH/HIS	2,854.80
PO260033-0030	CITY OF FONTANA	SEWER SERVICE - SOL/DWL/EH/HIS	2,598.40
PO260868-0033	SWING EDUCATION INC	Swing Education	34,096.66
PO261625-0001	SAN BERNARDINO CO. SUPT.	Workshop	30.00
PO261802-0001	GOLDEN VALLEY MEDICAL	LOWI 24	2,673.84
PO261942-0001	LAPEL PIN PLANET	Number pins for recognition	410.00
PO262010-0001	SIMPLY VOTING INC	Online Software	1,575.00
		Transmittal Total	58,051.25
		Fund Summary: **Fund 01**	58,051.25

Transmittal Number: 26001842-0

MV260470-0001	HEIDY ESCOBAR	Meal account refund	22.00
MV260471-0001	HEIDY ESCOBAR	Food Handler card reimbursemen	22.00
MV260472-0001	SEENA VARGHESE	Meal account refund	452.25
MV260473-0001	MICHELLE GONZALES	Meal account refund	21.00
MV260474-0001	QUAN LI	Meal account refund	55.00
MV260475-0001	JESSICA NUCI	Meal account refund	16.75
MV260476-0001	BIN HUANG	Meal account refund	25.00
MV260477-0001	XINGYUE WEI	Meal account refund	85.00

18 Etiwanda School District **Fiscal Year: 2026**

Transmittal Number: 26001842-0

Reference	Vendor	Description		Amount
MV260478-0001	JAMIE WULF	Meal account refund		11.00
MV260479-0001	NICHOLA ENMAN	Meal account refund		29.00
MV260480-0001	STELLA PAREDES	meal account refund		16.00
			Transmittal Total	755.00
		Fund Summary:	**Fund 13**	755.00

Transmittal Number: 26001843-0

MV260481-0001	LILIANA ROMERO	Meal account refund		17.00
MV260482-0001	MARIA PIMENTEL	Meal account refund		20.00
MV260483-0001	NA LIN	Meal account refund		28.00
MV260484-0001	CARMEN COSBY	Meal account refund		64.65
MV260485-0001	MIRNA CORIA	Meal acccount refund		39.00
MV260486-0001	VUOCHHY LAO	Meal account refund		32.45
MV260487-0001	CAITLIN WARD	Meal account refund		18.40
MV260488-0001	TARA FAAIK	Meal account refund		17.75
MV260489-0001	LUCIA CORONEL	Meal account refund		13.75
MV260490-0001	PERLA DIAZ	Meal account refund		18.00
MV260491-0001	AMY RILEY	Meal account refund		54.75
MV260492-0001	BRIANNA OCHOA	Meal account refund		13.50
MV260493-0001	HALA ABU TAHA	Meal account refund		12.00
MV260494-0001	JEY PAI	Meal account refund		38.40
MV260495-0001	BRIANNE DEWITT GOUDELOCK	Meal account refund		19.75
MV260496-0001	NICHOLE SINGELAKIS	Meal account refund		40.75
MV260497-0001	JENNIFER MAY	Meal account refund		138.25
MV260498-0001	JIENA WU	Meal account refund		102.75
MV260499-0001	BABETTE HULEY	Meal account refund		107.75
			Transmittal Total	796.90
		Fund Summary:	**Fund 13**	796.90

Transmittal Number: 26001844-0 AUDIT

PO260868-0034	SWING EDUCATION INC	Swing Education		39,237.98
			Transmittal Total	39,237.98
		Fund Summary:	**Fund 01**	39,237.98

Transmittal Number: 26001844-0 **VOIDED**

Reference	Vendor	Description		Amount
Transmittal Number: 26001845-0				
PO260868-0035	SWING EDUCATION INC	Swing Education		35,353.51
			Transmittal Total	35,353.51
		Fund Summary:	**Fund 01**	35,353.51
Transmittal Number: 26001846-0 AUDIT				
PO260868-0036	SWING EDUCATION INC	Swing Education		41,273.97
			Transmittal Total	41,273.97
		Fund Summary:	**Fund 01**	41,273.97
Transmittal Number: 26001846-0		**VOIDED**		
Transmittal Number: 26001847-0				
PO260977-0017	UNITED FRESH PRODUCE	Fresh produce for kitchens at		37,803.46
			Transmittal Total	37,803.46
		Fund Summary:	**Fund 13**	37,803.46
Transmittal Number: 26001848-0 AUDIT				
PO260494-0038	DANIEL PEREZ PLUMBING	OPEN PO FOR PLUMBING REPAIRS		3,177.00
PO260494-0039	DANIEL PEREZ PLUMBING	OPEN PO FOR PLUMBING REPAIRS		2,121.00
PO260494-0040	DANIEL PEREZ PLUMBING	OPEN PO FOR PLUMBING REPAIRS		1,860.00
PO261680-0001	DUGMORE AND DUNCAN INC	Replace/program locks on gates		6,224.81
			Transmittal Total	13,382.81
		Fund Summary:	**Fund 01**	13,382.81
Transmittal Number: 26001848-0				
PO260011-0035	SUPPLY SOLUTIONS	JANITORIAL SUPPLIES/DO, WAREHO		157.48
PO260499-0019	CINTAS CORPORATION #150	UNIFORMS FOR O&F		106.64
PO260499-0020	CINTAS CORPORATION #150	UNIFORMS FOR O&F		51.12
PO260499-0021	CINTAS CORPORATION #150	UNIFORMS FOR O&F		102.23
PO260499-0022	CINTAS CORPORATION #150	UNIFORMS FOR O&F		823.07
PO260499-0023	CINTAS CORPORATION #150	UNIFORMS FOR O&F		313.49
PO260499-0024	CINTAS CORPORATION #150	UNIFORMS FOR O&F		209.52
PO260499-0025	CINTAS CORPORATION #150	UNIFORMS FOR O&F		367.35
PO260499-0026	CINTAS CORPORATION #150	UNIFORMS FOR O&F		4,747.75

18 Etiwanda School District **Fiscal Year: 2026**

Transmittal Number: 26001848-0

Reference	Vendor	Description	Amount
PO260514-0045	PRO REFRIGERATION INC	HVAC REPAIRS	3,193.45
PO260514-0046	PRO REFRIGERATION INC	HVAC REPAIRS	2,597.63
PO260517-0006	DUGMORE AND DUNCAN	DOOR HARDWARE/LOCKS	1,056.28
PO260531-0003	RBM LOCK AND KEY SERVICE	PARTS FOR KEYS/LOCK	232.63
PO260534-0013	BROWN FRIENDLY	OPEN PO FOR REPAIRS	1,500.00
PO260535-0009	CLARK SECURITY PRODUCTS INC	PARTS FOR DOORS	3,251.31
PO260536-0018	CLARKE PLUMBING SPECIALTIES	PLUMBING PARTS AND SUPPLIES	2,601.32
PO260550-0021	FOOTHILL BUILDER MART	OPEN PO FOR SUPPLIES	95.91
PO260557-0009	RUSSELL SIGLER INC	HVAC SUPPLIES	372.45
PO260558-0011	LAD GRAPHICS	SIGNS & DECALS	168.09
PO260863-0015	MASTERS REFRESHMENT SERVICES	BOTTLE WATER AT DISTRICT	267.50
PO261609-0001	PALMER HAMILTON LLC	Wall Pocket Benches for Caryn	5,169.70
PV260251-0001	HOME DEPOT CREDIT SERVICES	Supplies	278.99
PV260252-0001	HOME DEPOT CREDIT SERVICES	Supplies	291.56
PV260253-0001	HOME DEPOT CREDIT SERVICES	Supplies	79.60
PV260254-0001	HOME DEPOT CREDIT SERVICES	Supplies	89.27
PV260255-0001	HOME DEPOT CREDIT SERVICES	Supplies	34.02
		Transmittal Total	28,158.36
		Fund Summary: Fund 01	28,158.36

Transmittal Number: 26001849-0

PO260274-0010	CHEVRON USA INC	CNG FUELING- CHEVRON BEYOND 6	6,101.68
PO260810-0004	LAWNSCAPE SYSTEMS INC	TURF FERTILIZATION & WEED CONT	18,496.34
PO260927-0026	KC SERVICES	WAXING AND POLISHING BUSES	820.00
		Transmittal Total	25,418.02
		Fund Summary: Fund 01	25,418.02

Transmittal Number: 26001850-0

PO260020-0003	FONTANA HERALD NEWS	NEWSPAPER ADVERTISING-FONTANA	581.66
		Transmittal Total	581.66
		Fund Summary: Fund 01	581.66

Transmittal Number: 26001851-0 AUDIT

PO260447-0009	PAUL C MILLER CONST CO INC	GC FEES-CAMPUS MODERNIZATION @	59,337.81
PO260450-0009	PAUL C MILLER CONST CO INC	CM FEES-M WING REPLACEMENT @ S	24,682.73

18 Etiwanda School District **Fiscal Year: 2026**

Reference	Vendor	Description		Amount
Transmittal Number: 26001851-0 AUDIT				
PO260455-0009	PAUL C MILLER CONST CO INC	CM FEES-CAMPUS MODERNIZATION @		33,487.69
PO260458-0009	PAUL C MILLER CONST CO INC	GC FEES-M WING REPLACEMENT @ S		42,709.65
			Transmittal Total	160,217.88
		Fund Summary:	**Fund 21**	160,217.88
Transmittal Number: 26001851-0		**VOIDED**		
Transmittal Number: 26001852-0				
MV260500-0001	RUBISELA ORTIZ	Meal account rerfund		19.00
MV260501-0001	BENJAMIN LANIER	Meal account refund		29.25
MV260502-0001	JESSICA JERROLD	Meal account refund		13.25
MV260503-0001	JENNIFER BENHAM	Meal account refund		11.75
MV260504-0001	VERONICA MONTEMAGNI	Meal account refund		30.55
MV260505-0001	MARITZA VILLAGRANA	Meal account refund		48.00
MV260506-0001	SOFIA SANCHEZ	Meal account refund		62.75
MV260507-0001	KARINA BECERRA-MURILLO	Meal account refund		45.25
			Transmittal Total	259.80
		Fund Summary:	**Fund 13**	259.80
Transmittal Number: 26001853-0				
PO260624-0162	ETIWANDA SCHOOL DISTRICT	2025-2026 IMC Instructional Ma		994.32
PO261860-0001	FOLLETT CONTENT SOLUTIONS LLC	EARBUDS-HIS 3/2026		430.96
			Transmittal Total	1,425.28
		Fund Summary:	**Fund 01**	1,425.28
Transmittal Number: 26001854-0				
PO260624-0163	ETIWANDA SCHOOL DISTRICT	2025-2026 IMC Instructional Ma		994.32
PO260624-0165	ETIWANDA SCHOOL DISTRICT	2025-2026 IMC Instructional Ma		410.02
PO260843-0006	DEMCO INC	Library Supplies - HIS		58.09
			Transmittal Total	1,462.43
		Fund Summary:	**Fund 01**	1,462.43
Transmittal Number: 26001855-0				
PO260624-0164	ETIWANDA SCHOOL DISTRICT	2025-2026 IMC Instructional Ma		994.32

18 Etiwanda School District **Fiscal Year: 2026**

Transmittal Number: 26001855-0

Reference	Vendor	Description		Amount
PO260624-0166	ETIWANDA SCHOOL DISTRICT	2025-2026 IMC Instructional Ma		401.15
PO260624-0167	ETIWANDA SCHOOL DISTRICT	2025-2026 IMC Instructional Ma		47.95
PO260648-0109	ETIWANDA SCHOOL DISTRICT	2025-2026 CPL Instructional Ma		18.40
PO260648-0110	ETIWANDA SCHOOL DISTRICT	2025-2026 CPL Instructional Ma		19.37
		Transmittal Total		1,481.19
		Fund Summary:	**Fund 01**	1,481.19

Transmittal Number: 26001856-0

PO260615-0043	ETIWANDA SCHOOL DISTRICT	2025-2026 SOL Instructional Ma		72.58
PO260622-0046	ETIWANDA SCHOOL DISTRICT	2025-2026 INST Instructional M		24.77
PO260623-0030	ETIWANDA SCHOOL DISTRICT	2025-2026 DIST Instructional M		73.26
PO260623-0031	ETIWANDA SCHOOL DISTRICT	2025-2026 DIST Instructional M		113.01
PO260623-0032	ETIWANDA SCHOOL DISTRICT	2025-2026 DIST Instructional M		23.69
PO260624-0168	ETIWANDA SCHOOL DISTRICT	2025-2026 IMC Instructional Ma		476.27
PO260634-0103	ETIWANDA SCHOOL DISTRICT	2025-2026 GOL Instructional Ma		125.28
PO260650-0028	ETIWANDA SCHOOL DISTRICT	2025-2026 OPER Instructional M		264.05
PO260804-0007	ETIWANDA SCHOOL DISTRICT	2025-2026 Instructional Materi		9.69
PO260804-0008	ETIWANDA SCHOOL DISTRICT	2025-2026 Instructional Materi		300.00
		Transmittal Total		1,482.60
		Fund Summary:	**Fund 01**	1,172.91
			Fund 13	309.69
			Fund 40-0000	0.00
			Fund 40-9871	0.00

Transmittal Number: 26001857-0 AUDIT

PO261895-0001	APPLE COMPUTER INC	APPLE - SPED DEPT- IPAD		7,062.20
		Transmittal Total		7,062.20
		Fund Summary:	**Fund 01**	7,062.20

Transmittal Number: 26001857-0

PO260629-0215	ETIWANDA SCHOOL DISTRICT	2025-2026 EIS Instructional Ma		2,167.83
PO261971-0001	OVERDRIVE	Contract Renewal - OverDrive		24,000.00
		Transmittal Total		26,167.83
		Fund Summary:	**Fund 01**	26,167.83

18 Etiwanda School District **Fiscal Year: 2026**

Transmittal Number: 26001858-0

Reference	Vendor	Description	Amount
PO260629-0216	ETIWANDA SCHOOL DISTRICT	2025-2026 EIS Instructional Ma	102.68
PO260631-0120	ETIWANDA SCHOOL DISTRICT	2025-2026 PER Instructional Ma	150.00
PO260632-0105	ETIWANDA SCHOOL DISTRICT	2025-2026 EC Instructional Mat	193.29
PO260632-0106	ETIWANDA SCHOOL DISTRICT	2025-2026 EC Instructional Mat	783.67
PO260632-0107	ETIWANDA SCHOOL DISTRICT	2025-2026 EC Instructional Mat	16.37
PO260633-0160	ETIWANDA SCHOOL DISTRICT	2025-2026 GRP Instructional Ma	48.43
PO260648-0108	ETIWANDA SCHOOL DISTRICT	2025-2026 CPL Instructional Ma	42.80
		Transmittal Total	1,337.24
		Fund Summary: Fund 01	1,337.24

Transmittal Number: 26001859-0

MV260508-0001	REGINA DABABNEH	Food Worker Card Reimburs	22.00
MV260509-0001	CHRESTEN GEBRAEL	Food Worker Card Reimburs	22.00
PO260043-0008	BAZIC PRODUCTS	Copy Paper	1,293.00
PO260047-0064	S W SCHOOL SUPPLY INC	instructional supplies	1,121.47
PO260052-0011	MASTERS REFRESHMENT SERVICES	water service	51.16
PO260174-0003	GONZALES, SYLVIA	Supplies, Incentives, Refreshm	257.42
PO260235-0003	MIRROR IMAGE BUSINESS SYSTEMS	Copy Machine Mainenance	91.53
PO260281-0011	MASTERS REFRESHMENT SERVICES	Bottle water service	6.47
PO260281-0012	MASTERS REFRESHMENT SERVICES	Bottle water service	81.50
PO260372-0132	COMMUNICAID INC	OPEN PO FOR TRANSLATION/INTERP	190.00
PO260372-0133	COMMUNICAID INC	OPEN PO FOR TRANSLATION/INTERP	300.00
PO260372-0134	COMMUNICAID INC	OPEN PO FOR TRANSLATION/INTERP	300.00
PO260372-0135	COMMUNICAID INC	OPEN PO FOR TRANSLATION/INTERP	300.00
PO260372-0136	COMMUNICAID INC	OPEN PO FOR TRANSLATION/INTERP	300.00
PO260636-0016	SUPPLY SOLUTIONS	Janitorial Supplies	2,902.44
PO260653-0058	ALBERTSONS/SAFEWAY	Child Care Department	27.77
PO260653-0059	ALBERTSONS/SAFEWAY	Child Care Department	88.53
PO260779-0031	ALBERTSONS/SAFEWAY	Supplies for Cooking Elective/	70.37
PO260822-0055	S W SCHOOL SUPPLY INC	Instructional Supplies	349.05
PO260845-0013	MASTERS REFRESHMENT SERVICES	Masters Bottled Water	97.00
PO261044-0048	DRIFTWOOD DAIRY	OPEN PO SNACKS FOR CLOUDS PRES	20.88
PO261108-0035	CHAVEZ-MARTINEZ, DIANE	Counseling Services	1,273.92
PO261181-0008	MELILLO, MIRTHA C.	Printing Services for Staff It	278.00
PO261365-0003	PIP PRINTING	Printing Services	204.73
PO261845-0001	KNOWLEDGE IN DEVELOPMENT INC	SLP TESTING MATERIALS	406.39
PO261956-0001	123 OFFICE SOLUTION INC	INSTRUCTIONAL	1,392.00
PO262006-0001	EL TIO ALEX CATERING	Summer Camp July	1,982.60

18 Etiwanda School District **Fiscal Year: 2026**

Transmittal Number: 26001859-0

Reference	Vendor	Description		Amount
PO262012-0001	DESPARS EMBROIDERY	Student PE Clothes		1,495.13
			Transmittal Total	14,925.36
		Fund Summary:	**Fund 01**	14,925.36

Transmittal Number: 26001860-0

PO260000-0105	S W SCHOOL SUPPLY INC	Office Supplies	151.87
PO260025-0053	ODP BUSINESS SOLUTIONS LLC	OFFICE SUPPLIES/DO	235.72
PO260092-0101	S W SCHOOL SUPPLY INC	INSTRUCTIONAL	13.71
PO260124-0017	ODP BUSINESS SOLUTIONS LLC	Open P.O. for instructional ma	92.88
PO260125-0057	S W SCHOOL SUPPLY INC	Open P.O. for Instructional Ma	681.48
PO260212-0049	S W SCHOOL SUPPLY INC	Instructional Supplies	83.59
PO260212-0050	S W SCHOOL SUPPLY INC	Instructional Supplies	6.91
PO260213-0005	ODP BUSINESS SOLUTIONS LLC	Instructional Supplies	111.35
PO260228-0005	BAZIC PRODUCTS	Copy Paper	1,293.00
PO260244-0056	S W SCHOOL SUPPLY INC	Instructional Supplies	441.83
PO260286-0035	ODP BUSINESS SOLUTIONS LLC	Office supplies	2.17
PO260504-0232	ALBERTSONS/SAFEWAY	Child Care Extended Day Progra	65.75
PO260504-0233	ALBERTSONS/SAFEWAY	Child Care Extended Day Progra	105.80
PO260504-0234	ALBERTSONS/SAFEWAY	Child Care Extended Day Progra	45.21
PO260504-0235	ALBERTSONS/SAFEWAY	Child Care Extended Day Progra	154.27
PO260504-0236	ALBERTSONS/SAFEWAY	Child Care Extended Day Progra	95.95
PO260504-0237	ALBERTSONS/SAFEWAY	Child Care Extended Day Progra	271.31
PO260504-0238	ALBERTSONS/SAFEWAY	Child Care Extended Day Progra	114.03
PO260504-0239	ALBERTSONS/SAFEWAY	Child Care Extended Day Progra	81.63
PO260504-0240	ALBERTSONS/SAFEWAY	Child Care Extended Day Progra	48.36
PO260504-0241	ALBERTSONS/SAFEWAY	Child Care Extended Day Progra	244.67
PO260504-0242	ALBERTSONS/SAFEWAY	Child Care Extended Day Progra	41.39
PO260638-0013	SUPPLY SOLUTIONS	Janitorial Supplies	1,723.82
PO260765-0100	S W SCHOOL SUPPLY INC	Instructional Supplies	10.18
PO260765-0101	S W SCHOOL SUPPLY INC	Instructional Supplies	48.80
PO260765-0102	S W SCHOOL SUPPLY INC	Instructional Supplies	9.35
PO260822-0056	S W SCHOOL SUPPLY INC	Instructional Supplies	11.60
PO260822-0057	S W SCHOOL SUPPLY INC	Instructional Supplies	22.95
PO262012-0002	DESPARS EMBROIDERY	Student PE Clothes	8,594.20
		Transmittal Total	14,803.78
		Fund Summary: **Fund 01**	14,803.78

18 Etiwanda School District **Fiscal Year: 2026**

Reference	Vendor	Description		Amount
Transmittal Number: 26001861-0				
PO261822-0001	US LANDSCAPE INC	SLOPE RENOVATION @ EOC		4,700.75
			Transmittal Total	4,700.75
		Fund Summary:	**Fund 01**	4,700.75
Transmittal Number: 26001862-0 AUDIT				
PO260451-0004	MONTGOMERY HARDWARE CO	M-WING REPLACEMENT @ SIS		70,178.40
PO260452-0003	LETNER ROOFING CO	M-WING REPLACEMENT @ SIS		11,746.15
PO260453-0003	MARINA LANDSCAPE INC	M-WING REPLACEMENT @ SIS		24,640.62
PO260464-0004	PLATINUM GLASS CORPORATION	M-WING REPLACEMENT @ SIS		46,254.36
PO260489-0005	FRANKLIN MECHANICAL SYSTEMS	M-WING REPLACEMENT @ SIS		217,265.00
PO260587-0009	R I S ELECTRICAL CONTRACTORS	M-WING REPLACEMENT @ SIS		138,575.00
PO260588-0002	RVH CONSTRUCTORS INC	M-WING REPLACEMENT @ SIS		54,429.30
PO260592-0005	SIERRA LATHING COMPANY INC	M-WING REPLACEMENT @ SIS		207,631.05
			Transmittal Total	770,719.88
		Fund Summary:	**Fund 21**	152,819.53
			Fund 40-9871	617,900.35
Transmittal Number: 26001862-0				
PO260477-0008	C3 BANK NATIONAL ASSOCIATION	ESCROW JPI- M-WING REPLACEMENT		18.75
PO260479-0007	BANC OF CALIFORNIA	(ESCROW SCW) M-WING REPLACEMEN		116.63
PO260488-0008	JPI DEVELOPMENT	M-WING REPLACEMENT @ SIS		356.25
PO260593-0007	SCW CONTRACTING CORPORATION	M-WING REPLACEMENT @ SIS		2,215.87
			Transmittal Total	2,707.50
		Fund Summary:	**Fund 40-9871**	2,707.50
Transmittal Number: 26001863-0				
MV260510-0001	RODRIGO JR. ULIGAN	Meal account refund		8.00
MV260511-0001	FREDERICK CHEN	Meal account refund		36.50
MV260512-0001	SHAUNA MORRIS	Meal account refund		108.50
MV260513-0001	BECKY KOMINS	Meal account refund		17.25
MV260514-0001	ALYCIA SMITH CORNEY	Meal account refund		24.00
PO260975-0043	IMPERIAL BAG AND PAPER	Open PO for Operating and Food		39.35
PO260975-0044	IMPERIAL BAG AND PAPER	Open PO for Operating and Food		462.72
			Transmittal Total	696.32

18 Etiwanda School District **Fiscal Year: 2026**

Transmittal Number: 26001863-0

Fund Summary: **Fund 13** 696.32

Transmittal Number: 26001864-0

Reference	Vendor	Description	Amount
PO260016-0127	FRONTIER COMMUNICATIONS	TELEPHONE EXPENSE	8.68
PO260016-0128	FRONTIER COMMUNICATIONS	TELEPHONE EXPENSE	330.00
PO260016-0129	FRONTIER COMMUNICATIONS	TELEPHONE EXPENSE	8,484.99
PO260026-0006	123 OFFICE SOLUTION INC	COPY PAPER	754.25
PO260030-0158	SOCALGAS	NATURAL GAS SERVICE	111.93
PO260030-0159	SOCALGAS	NATURAL GAS SERVICE	20.53
PO260030-0160	SOCALGAS	NATURAL GAS SERVICE	107.78
PO260030-0161	SOCALGAS	NATURAL GAS SERVICE	197.12
PO260030-0162	SOCALGAS	NATURAL GAS SERVICE	138.95
PO260031-0194	SOUTHERN CALIFORNIA EDISON	ELECTRICAL SERVICE	10,234.08
PO260031-0195	SOUTHERN CALIFORNIA EDISON	ELECTRICAL SERVICE	7,593.31
PO260031-0196	SOUTHERN CALIFORNIA EDISON	ELECTRICAL SERVICE	6,036.36
PO260031-0197	SOUTHERN CALIFORNIA EDISON	ELECTRICAL SERVICE	5,275.61
PO260031-0198	SOUTHERN CALIFORNIA EDISON	ELECTRICAL SERVICE	5,969.12
PO260031-0199	SOUTHERN CALIFORNIA EDISON	ELECTRICAL SERVICE	4,686.38
PO260031-0200	SOUTHERN CALIFORNIA EDISON	ELECTRICAL SERVICE	4,481.41
PO260031-0201	SOUTHERN CALIFORNIA EDISON	ELECTRICAL SERVICE	3,198.00
PO260031-0202	SOUTHERN CALIFORNIA EDISON	ELECTRICAL SERVICE	9,517.11
PO260031-0203	SOUTHERN CALIFORNIA EDISON	ELECTRICAL SERVICE	5,700.30
PO260031-0204	SOUTHERN CALIFORNIA EDISON	ELECTRICAL SERVICE	7,450.65
PO260031-0205	SOUTHERN CALIFORNIA EDISON	ELECTRICAL SERVICE	4,611.84
PO260034-0523	CUCAMONGA VALLEY	WATER/SEWER SERVICE-DISTRICT &	13.63
PO260034-0524	CUCAMONGA VALLEY	WATER/SEWER SERVICE-DISTRICT &	13.63
PO260064-0010	STREAMLINE PRESS INC	Printing	1,920.37
PO260983-0010	KDM EDUCATION SERVICES LLC	Contracted Services	2,750.00
PO261421-0002	AIYANA FOX	Counseling Services	500.00
PO261422-0002	ALIA RENEE GRIFFIN	Counseling Services	500.00
PO261423-0002	BEATRIZ MEZA-PAYAN	Counseling Services	500.00
PO261424-0002	BERNICE ARCEO	Counseling Services	500.00
PO261425-0002	BRIANA ORTEGA	Counseling Services	500.00
PO261426-0002	ERICA AGUILAR	Counseling Services	500.00
PO261427-0002	CAROLYNA MAIAVA	Counseling Services	500.00
PO261428-0002	GIOVANNI TOVAR	Counseling Services	500.00
PO261429-0002	GUADALUPE REYES	Counseling Services	500.00
PO261430-0002	INGRID RYDER	Counseling Services	500.00
PO261431-0002	JENNIFER LIZARRAGA	Counseling Services	500.00

18 Etiwanda School District **Fiscal Year: 2026**

Transmittal Number: 26001864-0

Reference	Vendor	Description	Amount
PO261432-0002	KAITLYNN ELIZABETH LOPEZ	Counseling Services	500.00
PO261433-0002	MILAH PAZ	Counseling Services	500.00
PO261434-0002	NAOMI BESTON	Counseling Services	500.00
PO261435-0002	NIKKOLE LEIVAS	Counseling Services	500.00
PO261436-0002	PERLA YUDITH SANCHEZ RICO	Counseling Services	500.00
PO261437-0002	VANESSA TORRES	Counseling Services	500.00
PO261438-0002	MARIAH ANN AVILA	Counseling Services	500.00
PO261439-0002	LILIANA MEDINA	Counseling Services	500.00
PO261440-0002	KIMBERLY GEORGINA AGUIAR	Counseling Services	500.00
PO261442-0002	MARITZA FIGUEROA	Counseling Services	500.00
PO261445-0002	KIMORAH BRIANNA COLEMAN	Counseling Services	500.00
PO261600-0001	DIAMOND ENVIRONMENTAL	Restroom Rental - Soccer	351.60
PO261809-0001	MARCELO BELL	Contracted Services - Soccer	2,240.00
		Transmittal Total	103,197.63
		Fund Summary: Fund 01	103,197.63

Transmittal Number: 26001865-0 AUDIT

PO260468-0009	AMERICAN BUSINESS BANK	ESCROW (RPEC)-CAMPUS MOD @ EIS	9,509.33
PO260471-0006	CASTON INC	CAMPUS MODERNIZATION @ EIS	400,177.65
PO260472-0005	BOGH ENGINEERING INC	CAMPUS MODERNIZATION @ EIS	3,223.92
PO260481-0004	FRANKLIN MECHANICAL SYSTEMS	CAMPUS MODERNIZATION @ EIS	96,662.50
PO260482-0008	JPI DEVELOPMENT	CAMPUS MODERNIZATION @ EIS	115,929.43
PO260581-0009	RANCHO PACIFIC ELECTRIC	CAMPUS MODERNIZATION @ EIS	180,677.26
PO260583-0001	QUEEN CITY GLASS CO	CAMPUS MODERNIZATION @ EIS	87,362.00
PO260584-0006	MONTGOMERY HARDWARE CO	CAMPUS MODERNIZATION @ EIS	69,537.04
PO260586-0009	MCWHIRTER STEEL	CAMPUS MODERNIZATION @ EIS	375,814.96
		Transmittal Total	1,338,894.09
		Fund Summary: Fund 40-9871	1,338,894.09

Transmittal Number: 26001865-0

PO260469-0008	C3 BANK NATIONAL ASSOCIATION	ESCROW FOR JPI-CAMPUS MODERNIZ	6,101.55
PO260610-0005	HCN BANK	ESCROW BOGH (CAT#16)-CAMPUS MO	169.68
		Transmittal Total	6,271.23
		Fund Summary: Fund 40-9871	6,271.23

18 Etiwanda School District **Fiscal Year: 2026**

Transmittal Number: 26001866-0

Reference	Vendor	Description	Amount
PO260000-0106	S W SCHOOL SUPPLY INC	Office Supplies	125.95
PO260065-0039	S W SCHOOL SUPPLY INC	Instructional Supplies	24.38
PO260195-0061	S W SCHOOL SUPPLY INC	Instructional Supplies-Southwe	22.63
PO260206-0022	SUPPLY SOLUTIONS	Custodial Supplies	1,683.59
PO260220-0004	123 OFFICE SOLUTION INC	Instructional Supplies	1,392.00
PO260372-0137	COMMUNICAID INC	OPEN PO FOR TRANSLATION/INTERP	190.00
PO260372-0138	COMMUNICAID INC	OPEN PO FOR TRANSLATION/INTERP	450.00
PO260372-0139	COMMUNICAID INC	OPEN PO FOR TRANSLATION/INTERP	450.00
PO260372-0140	COMMUNICAID INC	OPEN PO FOR TRANSLATION/INTERP	450.00
PO260503-0042	S W SCHOOL SUPPLY INC	Child Care Office Supplies	534.31
PO260503-0043	S W SCHOOL SUPPLY INC	Child Care Office Supplies	723.90
PO261880-0001	VIRCO	Student Chairs for Classrooms	4,891.03
PO261891-0002	BEAR COMMUNICATIONS	Radio	515.52
PO261981-0001	DELL MARKETING L.P.	Computer - SIS CC	1,311.27
		Transmittal Total	12,764.58
		Fund Summary: Fund 01	12,764.58

Transmittal Number: 26001867-0 AUDIT

PO260473-0009	BOGH ENGINEERING INC	CAMPUS MODERNIZATION @ EIS	90,960.60
PO260484-0009	HCN BANK	ESCROW BOGH (CAT#03)-CAMPUS MO	4,787.40
		Transmittal Total	95,748.00
		Fund Summary: Fund 40-9871	95,748.00

Transmittal Number: 26001867-0 **VOIDED**

Transmittal Number: 26001868-0

PO260720-0009	ULINE	Open PO for kitchen operating	1,234.97
		Transmittal Total	1,234.97
		Fund Summary: Fund 13	1,234.97

Transmittal Number: 26001869-0

PO260166-0124	S W SCHOOL SUPPLY INC	Inst. Supplies	204.08
PO260166-0125	S W SCHOOL SUPPLY INC	Inst. Supplies	11.17
PO260195-0062	S W SCHOOL SUPPLY INC	Instructional Supplies-Southwe	93.20
PO260195-0063	S W SCHOOL SUPPLY INC	Instructional Supplies-Southwe	94.23

Transmittal Number: 26001869-0

Reference	Vendor	Description	Amount
PO260210-0030	ODP BUSINESS SOLUTIONS LLC	Instructional Supplies - Offi	161.59
PO260372-0141	COMMUNICAID INC	OPEN PO FOR TRANSLATION/INTERP	190.00
PO260372-0142	COMMUNICAID INC	OPEN PO FOR TRANSLATION/INTERP	300.00
PO260372-0143	COMMUNICAID INC	OPEN PO FOR TRANSLATION/INTERP	675.00
PO260504-0243	ALBERTSONS/SAFEWAY	Child Care Extended Day Progra	90.14
PO260504-0244	ALBERTSONS/SAFEWAY	Child Care Extended Day Progra	72.04
PO260504-0245	ALBERTSONS/SAFEWAY	Child Care Extended Day Progra	30.93
PO260504-0246	ALBERTSONS/SAFEWAY	Child Care Extended Day Progra	72.30
PO260506-0018	ODP BUSINESS SOLUTIONS LLC	Child Care Office Supplies	24.57
PO260636-0017	SUPPLY SOLUTIONS	Janitorial Supplies	236.99
PO260675-0009	SCHOOL HEALTH CORPORATION	SOL health office supplies	10.38
PO260675-0010	SCHOOL HEALTH CORPORATION	SOL health office supplies	99.65
PO260702-0008	SCHOOL HEALTH CORPORATION	SIS health office supplies	160.33
PO260765-0103	S W SCHOOL SUPPLY INC	Instructional Supplies	2.95
PO260765-0104	S W SCHOOL SUPPLY INC	Instructional Supplies	(2.95)
PO260765-0105	S W SCHOOL SUPPLY INC	Instructional Supplies	159.21
PO260765-0106	S W SCHOOL SUPPLY INC	Instructional Supplies	2.07
PO260765-0107	S W SCHOOL SUPPLY INC	Instructional Supplies	143.61
PO260765-0108	S W SCHOOL SUPPLY INC	Instructional Supplies	235.97
PO261108-0036	CHAVEZ-MARTINEZ, DIANE	Counseling Services	1,273.92
PO261265-0008	KICKS TO LEARN	Child Care/ELOP Sessions	3,720.00
PO261873-0001	ACCUCUT LLC	INSTRUCTIONAL	177.79
PO262004-0001	DELL MARKETING L.P.	SSD Standoff - Tech Supply	80.82
		Transmittal Total	8,319.99
		Fund Summary: Fund 01	8,319.99

Transmittal Number: 26001870-0 AUDIT

PO260285-0001	ENGRAVE N EMBROIDER THINGS	Employee Recognition	10,811.70
PO261684-0001	TCG LEADERSHIP DEVELOPMENT	Contracted Services	15,666.00
		Transmittal Total	26,477.70
		Fund Summary: Fund 01	26,477.70

Transmittal Number: 26001870-0

PO260030-0163	SOCALGAS	NATURAL GAS SERVICE	90.69
PO260030-0164	SOCALGAS	NATURAL GAS SERVICE	140.23
PO260030-0165	SOCALGAS	NATURAL GAS SERVICE	213.92
PO260034-0525	CUCAMONGA VALLEY	WATER/SEWER SERVICE-DISTRICT &	170.17

18 Etiwanda School District **Fiscal Year: 2026**

Reference	Vendor	Description		Amount
Transmittal Number: 26001870-0				
PO260034-0526	CUCAMONGA VALLEY	WATER/SEWER SERVICE-DISTRICT &		13.63
PO260034-0527	CUCAMONGA VALLEY	WATER/SEWER SERVICE-DISTRICT &		570.75
PO260034-0528	CUCAMONGA VALLEY	WATER/SEWER SERVICE-DISTRICT &		120.58
PO260034-0529	CUCAMONGA VALLEY	WATER/SEWER SERVICE-DISTRICT &		8.26
PO260985-0005	HI-LINE MUSIC	Instructional Materials		326.42
PO261791-0003	ZENGEN BOO	Food/Snacks for meetings		39.57
PO262032-0001	SAN BERNARDINO CO. SUPT.	Honor Band Fees		1,030.00
PV260256-0001	PECCORALO, RENEE	BOARD MEETING CLOSED SESSION		69.56
			Transmittal Total	2,793.78
		Fund Summary:	**Fund 01**	2,793.78
Transmittal Number: 26001871-0				
PO260350-0010	ATKINSON, ANDELSON, LOYA	LEGAL SERVICES		9,918.00
			Transmittal Total	9,918.00
		Fund Summary:	**Fund 01**	9,918.00
Transmittal Number: 26001872-0				
PO261684-0002	TCG LEADERSHIP DEVELOPMENT	Contracted Services		7,834.00
			Transmittal Total	7,834.00
		Fund Summary:	**Fund 01**	7,834.00
Transmittal Number: 26001873-0				
PO260092-0102	S W SCHOOL SUPPLY INC	INSTRUCTIONAL		189.23
PO260092-0103	S W SCHOOL SUPPLY INC	INSTRUCTIONAL		279.56
PO260166-0126	S W SCHOOL SUPPLY INC	Inst. Supplies		34.52
PO260166-0127	S W SCHOOL SUPPLY INC	Inst. Supplies		391.52
PO260166-0128	S W SCHOOL SUPPLY INC	Inst. Supplies		357.47
PO260166-0129	S W SCHOOL SUPPLY INC	Inst. Supplies		99.18
PO260233-0016	S W SCHOOL SUPPLY INC	Instructional Supplies		107.15
PO260381-0016	SUPPLY SOLUTIONS	Custodial supplies		2,462.90
PO260779-0032	ALBERTSONS/SAFEWAY	Supplies for Cooking Elective/		55.37
PO260895-0006	ALBERTSONS/SAFEWAY	Office and Meeting Supplies		54.23
			Transmittal Total	4,031.13
		Fund Summary:	**Fund 01**	4,031.13

18 Etiwanda School District **Fiscal Year: 2026**

Transmittal Number: 26001874-0

Reference	Vendor	Description	Amount
PO260616-0027	ETIWANDA SCHOOL DISTRICT	2025-2026 SPED Instructional M	132.73
PO260616-0028	ETIWANDA SCHOOL DISTRICT	2025-2026 SPED Instructional M	64.46
PO260620-0199	ETIWANDA SCHOOL DISTRICT	2025-2026 LEA Instructional Ma	51.65
PO260620-0200	ETIWANDA SCHOOL DISTRICT	2025-2026 LEA Instructional Ma	25.58
PO260620-0201	ETIWANDA SCHOOL DISTRICT	2025-2026 LEA Instructional Ma	366.30
PO260620-0202	ETIWANDA SCHOOL DISTRICT	2025-2026 LEA Instructional Ma	75.41
PO260620-0203	ETIWANDA SCHOOL DISTRICT	2025-2026 LEA Instructional Ma	172.99
PO260620-0204	ETIWANDA SCHOOL DISTRICT	2025-2026 LEA Instructional Ma	323.20
PO260620-0205	ETIWANDA SCHOOL DISTRICT	2025-2026 LEA Instructional Ma	28.95
PO260620-0206	ETIWANDA SCHOOL DISTRICT	2025-2026 LEA Instructional Ma	25.85
PO260620-0207	ETIWANDA SCHOOL DISTRICT	2025-2026 LEA Instructional Ma	5.48
PO260651-0488	ETIWANDA SCHOOL DISTRICT	2025-2026 CHILDCARE Instructio	169.72
		Transmittal Total	1,442.32
		Fund Summary: Fund 01	1,442.32

Transmittal Number: 26001875-0

PO260651-0485	ETIWANDA SCHOOL DISTRICT	2025-2026 CHILDCARE Instructio	497.91
PO260651-0486	ETIWANDA SCHOOL DISTRICT	2025-2026 CHILDCARE Instructio	776.69
PO260651-0487	ETIWANDA SCHOOL DISTRICT	2025-2026 CHILDCARE Instructio	134.95
		Transmittal Total	1,409.55
		Fund Summary: Fund 01	1,409.55

Transmittal Number: 26001876-0

PO260651-0475	ETIWANDA SCHOOL DISTRICT	2025-2026 CHILDCARE Instructio	1,435.40
		Transmittal Total	1,435.40
		Fund Summary: Fund 01	1,435.40

Transmittal Number: 26001877-0

PO260612-0087	ETIWANDA SCHOOL DISTRICT	2025-2026 WH Instructional Mat	131.95
PO260612-0089	ETIWANDA SCHOOL DISTRICT	2025-2026 WH Instructional Mat	7.00
PO260614-0140	ETIWANDA SCHOOL DISTRICT	2025-2026 TV Instructional Mat	74.70
PO260614-0141	ETIWANDA SCHOOL DISTRICT	2025-2026 TV Instructional Mat	103.41
PO260617-0073	ETIWANDA SCHOOL DISTRICT	2025-2026 DWL Instructional Ma	119.25
PO260617-0074	ETIWANDA SCHOOL DISTRICT	2025-2026 DWL Instructional Ma	30.70
PO260617-0075	ETIWANDA SCHOOL DISTRICT	2025-2026 DWL Instructional Ma	49.99

18 Etiwanda School District **Fiscal Year: 2026**

Reference	Vendor	Description		Amount
Transmittal Number: 26001877-0				
PO260626-0112	ETIWANDA SCHOOL DISTRICT	2025-2026 DCIS Instructional M		61.94
PO260626-0113	ETIWANDA SCHOOL DISTRICT	2025-2026 DCIS Instructional M		69.18
PO260631-0121	ETIWANDA SCHOOL DISTRICT	2025-2026 PER Instructional Ma		77.80
PO260633-0170	ETIWANDA SCHOOL DISTRICT	2025-2026 GRP Instructional Ma		70.38
PO260651-0472	ETIWANDA SCHOOL DISTRICT	2025-2026 CHILDCARE Instructio		673.53
		Transmittal Total		1,469.83
		Fund Summary:	**Fund 01**	1,469.83
Transmittal Number: 26001878-0				
PO260612-0082	ETIWANDA SCHOOL DISTRICT	2025-2026 WH Instructional Mat		2,714.01
		Transmittal Total		2,714.01
		Fund Summary:	**Fund 01**	2,714.01
Transmittal Number: 26001879-0				
PO260626-0114	ETIWANDA SCHOOL DISTRICT	2025-2026 DCIS Instructional M		92.13
PO260628-0063	ETIWANDA SCHOOL DISTRICT	2025-2026 SIS Instructional Ma		1,071.59
PO260633-0165	ETIWANDA SCHOOL DISTRICT	2025-2026 GRP Instructional Ma		86.20
PO260633-0166	ETIWANDA SCHOOL DISTRICT	2025-2026 GRP Instructional Ma		45.02
PO260633-0167	ETIWANDA SCHOOL DISTRICT	2025-2026 GRP Instructional Ma		32.30
PO260633-0168	ETIWANDA SCHOOL DISTRICT	2025-2026 GRP Instructional Ma		75.40
PO260633-0169	ETIWANDA SCHOOL DISTRICT	2025-2026 GRP Instructional Ma		43.73
		Transmittal Total		1,446.37
		Fund Summary:	**Fund 01**	1,446.37
Transmittal Number: 26001880-0				
PO260628-0062	ETIWANDA SCHOOL DISTRICT	2025-2026 SIS Instructional Ma		1,432.23
		Transmittal Total		1,432.23
		Fund Summary:	**Fund 01**	1,432.23
Transmittal Number: 26001881-0				
PO260628-0064	ETIWANDA SCHOOL DISTRICT	2025-2026 SIS Instructional Ma		138.80
PO260651-0474	ETIWANDA SCHOOL DISTRICT	2025-2026 CHILDCARE Instructio		129.88
PO260651-0481	ETIWANDA SCHOOL DISTRICT	2025-2026 CHILDCARE Instructio		1,131.90
		Transmittal Total		1,400.58

18 Etiwanda School District **Fiscal Year: 2026**

Transmittal Number: 26001881-0

		Fund Summary:	**Fund 01**	1,400.58

Transmittal Number: 26001882-0

Reference	Vendor	Description		Amount
PO260613-0085	ETIWANDA SCHOOL DISTRICT	2025-2026 EH Instructional Mat		284.51
PO260633-0161	ETIWANDA SCHOOL DISTRICT	2025-2026 GRP Instructional Ma		86.20
PO260633-0162	ETIWANDA SCHOOL DISTRICT	2025-2026 GRP Instructional Ma		112.63
PO260649-0042	ETIWANDA SCHOOL DISTRICT	2025-2026 CAR Instructional Ma		600.32
PO260649-0043	ETIWANDA SCHOOL DISTRICT	2025-2026 CAR Instructional Ma		171.03
PO260649-0044	ETIWANDA SCHOOL DISTRICT	2025-2026 CAR Instructional Ma		184.38
			Transmittal Total	1,439.07
		Fund Summary:	**Fund 01**	1,439.07

Transmittal Number: 26001883-0

PO260651-0473	ETIWANDA SCHOOL DISTRICT	2025-2026 CHILDCARE Instructio		101.65
PO260651-0476	ETIWANDA SCHOOL DISTRICT	2025-2026 CHILDCARE Instructio		1,285.76
			Transmittal Total	1,387.41
		Fund Summary:	**Fund 01**	1,387.41

Transmittal Number: 26001884-0

PO260612-0086	ETIWANDA SCHOOL DISTRICT	2025-2026 WH Instructional Mat		340.72
PO260651-0478	ETIWANDA SCHOOL DISTRICT	2025-2026 CHILDCARE Instructio		1,009.46
			Transmittal Total	1,350.18
		Fund Summary:	**Fund 01**	1,350.18

Transmittal Number: 26001885-0

PO260651-0477	ETIWANDA SCHOOL DISTRICT	2025-2026 CHILDCARE Instructio		1,229.71
PO260651-0480	ETIWANDA SCHOOL DISTRICT	2025-2026 CHILDCARE Instructio		124.85
			Transmittal Total	1,354.56
		Fund Summary:	**Fund 01**	1,354.56

Transmittal Number: 26001886-0

PO260633-0163	ETIWANDA SCHOOL DISTRICT	2025-2026 GRP Instructional Ma	17.95
PO260649-0045	ETIWANDA SCHOOL DISTRICT	2025-2026 CAR Instructional Ma	89.62
PO260651-0479	ETIWANDA SCHOOL DISTRICT	2025-2026 CHILDCARE Instructio	461.40

18 Etiwanda School District **Fiscal Year: 2026**

Reference	Vendor	Description		Amount
Transmittal Number: 26001886-0				
PO260651-0482	ETIWANDA SCHOOL DISTRICT	2025-2026 CHILDCARE Instructio		497.63
PO260651-0483	ETIWANDA SCHOOL DISTRICT	2025-2026 CHILDCARE Instructio		209.62
PO260651-0484	ETIWANDA SCHOOL DISTRICT	2025-2026 CHILDCARE Instructio		130.39
		Transmittal Total		1,406.61
		Fund Summary:	**Fund 01**	1,406.61
Transmittal Number: 26001887-0				
PO260612-0083	ETIWANDA SCHOOL DISTRICT	2025-2026 WH Instructional Mat		78.89
PO260612-0084	ETIWANDA SCHOOL DISTRICT	2025-2026 WH Instructional Mat		147.19
PO260612-0085	ETIWANDA SCHOOL DISTRICT	2025-2026 WH Instructional Mat		20.65
PO260612-0088	ETIWANDA SCHOOL DISTRICT	2025-2026 WH Instructional Mat		1,010.66
PO260613-0084	ETIWANDA SCHOOL DISTRICT	2025-2026 EH Instructional Mat		83.10
PO260626-0115	ETIWANDA SCHOOL DISTRICT	2025-2026 DCIS Instructional M		51.98
PO260633-0164	ETIWANDA SCHOOL DISTRICT	2025-2026 GRP Instructional Ma		55.68
		Transmittal Total		1,448.15
		Fund Summary:	**Fund 01**	1,448.15
Transmittal Number: 26001888-0				
PO260057-0011	ALLIED STORAGE CONTAINERS	Container Rental		102.36
PO260105-0010	MIRROR IMAGE BUSINESS SYSTEMS	MAINTENANCE		239.00
PO260125-0058	S W SCHOOL SUPPLY INC	Open P.O. for Instructional Ma		1.86
PO260137-0011	MIRROR IMAGE BUSINESS SYSTEMS	Computer Printer Repair		239.00
PO260161-0014	MIRROR IMAGE BUSINESS SYSTEMS	Mirror Image Copier Repair		593.65
PO260199-0013	SUPPLY SOLUTIONS	Custodial Supplies		2,705.44
PO260209-0007	MIRROR IMAGE BUSINESS SYSTEMS	Repairs and Misc. Instr. Suppl		306.92
PO260233-0017	S W SCHOOL SUPPLY INC	Instructional Supplies		830.15
PO260364-0009	CHATSWORTH GLOVES INC.	OPEN PO FOR CLOUDS PRESCHOOL C		51.66
PO260833-0005	PIP PRINTING	Printing Services for Student		479.49
		Transmittal Total		5,549.53
		Fund Summary:	**Fund 01**	5,549.53
Transmittal Number: 26001889-0				
PO260311-0010	DANNIS WOLIVER KELLEY	Legal Services		17,003.00
		Transmittal Total		17,003.00

18 Etiwanda School District **Fiscal Year: 2026**

Transmittal Number: 26001889-0

		Fund Summary: Fund 01	17,003.00

Transmittal Number: 26001890-0 AUDIT

Reference	Vendor	Description	Amount
CM260033-0001	GRAINGER	Credit for returned product	(812.32)
PO260514-0047	PRO REFRIGERATION INC	HVAC REPAIRS	24,393.97
PO260537-0041	GRAINGER	OPEN PO FOR SUPPLIES	642.52
PO260537-0042	GRAINGER	OPEN PO FOR SUPPLIES	3,447.01
PO260560-0003	MCLEOD TECHNOLOGIES INC	OPEN PO FOR REPAIRS OF ALL EST	6,654.73
PO260922-0016	MERIT OIL COMPANY	FUEL	25,298.23
		Transmittal Total	59,624.14
		Fund Summary: Fund 01	59,624.14

Transmittal Number: 26001890-0

CM260032-0001	CLARK SECURITY PRODUCTS INC	Credit for retrned product	(462.70)
PO260494-0042	DANIEL PEREZ PLUMBING	OPEN PO FOR PLUMBING REPAIRS	850.00
PO260494-0043	DANIEL PEREZ PLUMBING	OPEN PO FOR PLUMBING REPAIRS	550.00
PO260499-0027	CINTAS CORPORATION #150	UNIFORMS FOR O&F	41.90
PO260500-0180	PRUDENTIAL OVERALL SUPPLY	DRY MOPS FOR ALL 17 SITES	71.52
PO260520-0183	OREILLY AUTO ENTERPRISES LLC	TRANSPORTATION SUPPLIES	22.39
PO260520-0184	OREILLY AUTO ENTERPRISES LLC	TRANSPORTATION SUPPLIES	38.27
PO260520-0185	OREILLY AUTO ENTERPRISES LLC	TRANSPORTATION SUPPLIES	133.82
PO260524-0025	BASIC BACKFLOW	BACKFLOW TESTING	150.00
PO260524-0026	BASIC BACKFLOW	BACKFLOW TESTING	150.00
PO260524-0027	BASIC BACKFLOW	BACKFLOW TESTING	60.00
PO260525-0047	A-1 POWER EQUIPMENT INC	LAWN EQUIPMENT	573.82
PO260533-0009	OWEN ELECTRIC INC	SUPPLIES/REPAIRS FOR ELECTRIC	680.00
PO260533-0010	OWEN ELECTRIC INC	SUPPLIES/REPAIRS FOR ELECTRIC	340.00
PO260533-0011	OWEN ELECTRIC INC	SUPPLIES/REPAIRS FOR ELECTRIC	1,020.00
PO260534-0014	BROWN FRIENDLY	OPEN PO FOR REPAIRS	4,950.00
PO260534-0015	BROWN FRIENDLY	OPEN PO FOR REPAIRS	1,800.00
PO260535-0010	CLARK SECURITY PRODUCTS INC	PARTS FOR DOORS	996.89
PO260540-0007	PARK HOUSE TIRES INC	SUPPLIES & REPAIRS FOR BUSES	868.87
PO260548-0056	A-Z BUS SALES/SERVICE INC	PARTS FOR BUSES	150.34
PO260548-0057	A-Z BUS SALES/SERVICE INC	PARTS FOR BUSES	102.23
PO260548-0058	A-Z BUS SALES/SERVICE INC	PARTS FOR BUSES	72.73
PO260548-0059	A-Z BUS SALES/SERVICE INC	PARTS FOR BUSES	474.92
PO260557-0010	RUSSELL SIGLER INC	HVAC SUPPLIES	2,059.03
PO260560-0001	MCLEOD TECHNOLOGIES INC	OPEN PO FOR REPAIRS OF ALL EST	4,442.19

18 Etiwanda School District **Fiscal Year: 2026**

Transmittal Number: 26001890-0

Reference	Vendor	Description	Amount
PO260560-0002	MCLEOD TECHNOLOGIES INC	OPEN PO FOR REPAIRS OF ALL EST	2,593.14
PO260560-0004	MCLEOD TECHNOLOGIES INC	OPEN PO FOR REPAIRS OF ALL EST	4,350.62
PO260560-0005	MCLEOD TECHNOLOGIES INC	OPEN PO FOR REPAIRS OF ALL EST	2,219.58
PO260560-0006	MCLEOD TECHNOLOGIES INC	OPEN PO FOR REPAIRS OF ALL EST	10,023.23
PO260560-0007	MCLEOD TECHNOLOGIES INC	OPEN PO FOR REPAIRS OF ALL EST	5,607.86
PO260560-0008	MCLEOD TECHNOLOGIES INC	OPEN PO FOR REPAIRS OF ALL EST	1,240.00
PO260646-0003	SAN BERNARDINO COUNTY	SOLID WASTE/LANDFILL	28.05
PO261815-0001	US LANDSCAPE INC	REPAIR EXISTING PARKWAYS @ TRA	4,862.00
		Transmittal Total	51,060.70
		Fund Summary: Fund 01	51,060.70

Transmittal Number: 26001891-0 AUDIT

PO260867-0220	ZEN EDUCATE INC	Zen Education	27,244.00
PO261656-0002	WORKFORCE SOFTWARE LLC	Payroll Software	38,922.00
PO262007-0001	ACSA	ACSA Summer Leadership Institu	2,300.00
PO262007-0002	ACSA	ACSA Summer Leadership Institu	2,300.00
PO262007-0003	ACSA	ACSA Summer Leadership Institu	2,300.00
PO262007-0004	ACSA	ACSA Summer Leadership Institu	2,600.00
		Transmittal Total	75,666.00
		Fund Summary: Fund 01	75,666.00

Transmittal Number: 26001891-0

PO262031-0001	JESSICA ALCOCER	Counseling Services	500.00
TC260233-0001	CORYN MOONEYHAM	NASP CONF FEB 2026	380.32
TC260234-0001	EVA TRAN	NASP CONF FEB 2026	507.73
		Transmittal Total	1,388.05
		Fund Summary: Fund 01	1,388.05

Transmittal Number: 26001892-0

PV260257-0001	U.S. BANK CORPORATE PAYMENT SY	CalCard April 2026- C. Sprague	1,810.00
		Transmittal Total	1,810.00
		Fund Summary: Fund 01	1,810.00

Transmittal Number: 26001893-0

18 Etiwanda School District **Fiscal Year: 2026**

Reference	Vendor	Description		Amount
Transmittal Number: 26001893-0				
PV260258-0001	U.S. BANK CORPORATE PAYMENT SY	CalCard April 2026- J. Joye		1,757.59
			Transmittal Total	1,757.59
		Fund Summary:	**Fund 01**	1,757.59
Transmittal Number: 26001894-0				
PO261543-0001	MCLEOD TECHNOLOGIES INC	WIRELESS PIV SWITCH INSTALL @		5,505.86
			Transmittal Total	5,505.86
		Fund Summary:	**Fund 01**	5,505.86
Transmittal Number: 26001895-0 AUDIT				
PV260259-0001	FRANKLIN MECHANICAL SYSTEMS	HVAC REPLACEMENT @ DCIS (FRANK		49,218.26
			Transmittal Total	49,218.26
		Fund Summary:	**Fund 40-9871**	49,218.26
Transmittal Number: 26001895-0		**VOIDED**		
Transmittal Number: 26001896-0 AUDIT				
PO260457-0015	JOHN R BYERLY INC	M-WING REPLACEMENT @ SIS		15,778.75
			Transmittal Total	15,778.75
		Fund Summary:	**Fund 21**	15,778.75
Transmittal Number: 26001896-0				
PO260020-0004	TIMES MEDIA GROUP	NEWSPAPER ADVERTISING-FONTANA		515.30
			Transmittal Total	515.30
		Fund Summary:	**Fund 01**	515.30
Transmittal Number: 26001897-0				
PO260027-0020	PAPER RECYCLING & SHREDDING	CONTRACTED SERVICES		120.00
PO260034-0530	CUCAMONGA VALLEY	WATER/SEWER SERVICE-DISTRICT &		8.26
PO260034-0531	CUCAMONGA VALLEY	WATER/SEWER SERVICE-DISTRICT &		8.26
PO260034-0532	CUCAMONGA VALLEY	WATER/SEWER SERVICE-DISTRICT &		198.37
PO260034-0533	CUCAMONGA VALLEY	WATER/SEWER SERVICE-DISTRICT &		412.63
PO260034-0534	CUCAMONGA VALLEY	WATER/SEWER SERVICE-DISTRICT &		4,654.15

18 Etiwanda School District **Fiscal Year: 2026**

Transmittal Number: 26001897-0

Reference	Vendor	Description	Amount
PO260034-0535	CUCAMONGA VALLEY	WATER/SEWER SERVICE-DISTRICT &	13.63
PO260034-0536	CUCAMONGA VALLEY	WATER/SEWER SERVICE-DISTRICT &	13.63
PO260034-0537	CUCAMONGA VALLEY	WATER/SEWER SERVICE-DISTRICT &	1,294.02
PO260034-0538	CUCAMONGA VALLEY	WATER/SEWER SERVICE-DISTRICT &	6,355.55
PO260034-0539	CUCAMONGA VALLEY	WATER/SEWER SERVICE-DISTRICT &	21.66
PO260034-0540	CUCAMONGA VALLEY	WATER/SEWER SERVICE-DISTRICT &	21.66
PO260034-0541	CUCAMONGA VALLEY	WATER/SEWER SERVICE-DISTRICT &	627.25
PO260034-0542	CUCAMONGA VALLEY	WATER/SEWER SERVICE-DISTRICT &	2,635.91
PO260034-0543	CUCAMONGA VALLEY	WATER/SEWER SERVICE-DISTRICT &	998.51
PO260034-0544	CUCAMONGA VALLEY	WATER/SEWER SERVICE-DISTRICT &	782.49
PO260034-0545	CUCAMONGA VALLEY	WATER/SEWER SERVICE-DISTRICT &	498.10
PO260034-0546	CUCAMONGA VALLEY	WATER/SEWER SERVICE-DISTRICT &	13.63
PO260034-0547	CUCAMONGA VALLEY	WATER/SEWER SERVICE-DISTRICT &	356.23
PO260034-0548	CUCAMONGA VALLEY	WATER/SEWER SERVICE-DISTRICT &	13.63
PO260034-0549	CUCAMONGA VALLEY	WATER/SEWER SERVICE-DISTRICT &	13.63
PO260034-0550	CUCAMONGA VALLEY	WATER/SEWER SERVICE-DISTRICT &	390.07
PO260034-0551	CUCAMONGA VALLEY	WATER/SEWER SERVICE-DISTRICT &	5,627.05
PO260034-0552	CUCAMONGA VALLEY	WATER/SEWER SERVICE-DISTRICT &	1,134.83
PO260034-0553	CUCAMONGA VALLEY	WATER/SEWER SERVICE-DISTRICT &	1,206.97
PO260034-0554	CUCAMONGA VALLEY	WATER/SEWER SERVICE-DISTRICT &	9,081.55
PO260034-0555	CUCAMONGA VALLEY	WATER/SEWER SERVICE-DISTRICT &	13.63
PO260034-0556	CUCAMONGA VALLEY	WATER/SEWER SERVICE-DISTRICT &	13.63
PO260354-0009	ING / VOYA FINANCIAL INC	HEALTH & WELFARE BENEFITS - LI	100.00
PO261067-0020	RECYCLED ROCK N ROLL INC	Instrument Repairs	35.00
PO261791-0004	ZENGEN BOO	Food/Snacks for meetings	115.64
		Transmittal Total	36,779.57
		Fund Summary: Fund 01	36,779.57

Transmittal Number: 26001898-0

MV260515-0001	SOPHIA ABDULKARIM	Food Worker Card Reimburs	22.00
PO260025-0054	ODP BUSINESS SOLUTIONS LLC	OFFICE SUPPLIES/DO	30.79
PO260025-0055	ODP BUSINESS SOLUTIONS LLC	OFFICE SUPPLIES/DO	156.00
PO260025-0056	ODP BUSINESS SOLUTIONS LLC	OFFICE SUPPLIES/DO	148.22
PO260124-0018	ODP BUSINESS SOLUTIONS LLC	Open P.O. for instructional ma	380.97
PO260140-0068	S W SCHOOL SUPPLY INC	Instructional Supplies	41.05
PO260140-0069	S W SCHOOL SUPPLY INC	Instructional Supplies	112.88
PO260164-0009	MIRROR IMAGE BUSINESS SYSTEMS	Copier Supplies & Repairs	204.61
PO260166-0130	S W SCHOOL SUPPLY INC	Inst. Supplies	11.51

18 Etiwanda School District **Fiscal Year: 2026**

Transmittal Number: 26001898-0

Reference	Vendor	Description	Amount
PO260166-0131	S W SCHOOL SUPPLY INC	Inst. Supplies	157.62
PO260166-0132	S W SCHOOL SUPPLY INC	Inst. Supplies	50.19
PO260178-0054	S W SCHOOL SUPPLY INC	Southwest Supplies	128.41
PO260181-0004	BAZIC PRODUCTS	Open P.O. for Copy Paper	1,631.25
PO260194-0021	MASTERS REFRESHMENT SERVICES	Water Service	66.00
PO260195-0064	S W SCHOOL SUPPLY INC	Instructional Supplies-Southwe	93.20
PO260195-0065	S W SCHOOL SUPPLY INC	Instructional Supplies-Southwe	23.86
PO260202-0067	S W SCHOOL SUPPLY INC	Instructional Supplies	255.13
PO260258-0078	S W SCHOOL SUPPLY INC	Instructional Supplies	198.58
PO260261-0017	SUPPLY SOLUTIONS	Janitorial Supplies	6.23
PO260372-0144	COMMUNICAID INC	OPEN PO FOR TRANSLATION/INTERP	300.00
PO260372-0145	COMMUNICAID INC	OPEN PO FOR TRANSLATION/INTERP	300.00
PO260372-0146	COMMUNICAID INC	OPEN PO FOR TRANSLATION/INTERP	450.00
PO260372-0147	COMMUNICAID INC	OPEN PO FOR TRANSLATION/INTERP	300.00
PO260504-0247	ALBERTSONS/SAFEWAY	Child Care Extended Day Progra	29.12
PO260504-0248	ALBERTSONS/SAFEWAY	Child Care Extended Day Progra	91.71
PO260664-0002	CHATSWORTH GLOVES INC.	FR vinyl disposable gloves	146.81
PO260673-0003	SCHOOL HEALTH CORPORATION	TV health office supplies	14.51
PO260673-0004	SCHOOL HEALTH CORPORATION	TV health office supplies	321.64
PO260678-0007	SCHOOL HEALTH CORPORATION	PER Health Office Supplies	66.81
PO260683-0008	SCHOOL HEALTH CORPORATION	GRP health office supplies	243.51
PO260686-0002	SCHOOL HEALTH CORPORATION	EH health office supplies	439.90
PO260690-0007	SCHOOL HEALTH CORPORATION	DWL health office supplies	134.85
PO260694-0006	SCHOOL HEALTH CORPORATION	CPL health offices supplies	133.61
PO260732-0011	ALLIED STORAGE CONTAINERS	STORAGE CONTAINER RENTAL @ EIS	129.30
PO260767-0017	ODP BUSINESS SOLUTIONS LLC	Office Supplies	15.60
PO260774-0002	JONES SCHOOL SUPPLY CO INC	Awards for Student Achievemen	904.97
PO260822-0058	S W SCHOOL SUPPLY INC	Instructional Supplies	102.74
PO260822-0059	S W SCHOOL SUPPLY INC	Instructional Supplies	306.87
PO260914-0013	ALBERTSONS/SAFEWAY	Meeting and Instructional Mate	71.26
PO260937-0021	ODP BUSINESS SOLUTIONS LLC	ODP instructional supplies	54.38
PO260946-0009	ALBERTSONS/SAFEWAY	Supplies, Incentives, Refreshm	91.94
PO261114-0010	MASTERS REFRESHMENT SERVICES	Water Service	50.50
PO261772-0001	ADAPTED 4 SPECIAL ED INC	INSTRUCTIONAL	379.88
PO262022-0001	ULINE	Custodial Supplies	356.15
PO262036-0001	YOUR PARTY SOLUTIONS	Chair Rental 5th Gr. Promotion	348.26
TC260235-0001	SHANTEL LEWIS	ASB Works Conf	340.94
		Transmittal Total	9,843.76

18 Etiwanda School District **Fiscal Year: 2026**

Transmittal Number: 26001898-0

	Fund Summary:	**Fund 01**	9,714.46
		Fund 21	129.30

Transmittal Number: 26001899-0

Reference	Vendor	Description	Amount
MV260516-0001	XIANGLAN JIN	Meal account refund	69.00
MV260517-0001	ELIZABETH HAGUE	Meal account refund	24.75
MV260518-0001	ELIZABETH GONZALEZ	Meal acount refund	39.00
MV260519-0001	CLAUDIA CORTEZ	Meal account refund	25.30
MV260520-0001	RACHEL REETZ	Meal account refund	15.00
MV260521-0001	SAMUEL NEVAREZ	Meal account refund	30.00
MV260522-0001	RAJASEKARAN KONDAREDDY	Meal acount refund	34.66
MV260523-0001	ERICA CHASTINE	Meal account refund	19.00
PO260721-0039	S W SCHOOL SUPPLY INC	Open PO for office supplies	6.12
PO260721-0040	S W SCHOOL SUPPLY INC	Open PO for office supplies	9.79
		Transmittal Total	272.62

	Fund Summary:	**Fund 13**	272.62

Transmittal Number: 26001900-0

PV260260-0001	U.S. BANK CORPORATE PAYMENT SY	CalCard Apr 2026- M. Jacks	647.34
		Transmittal Total	647.34

	Fund Summary:	**Fund 01**	647.34

Transmittal Number: 26001901-0

PV260261-0001	U.S. BANK CORPORATE PAYMENT SY	CalCard April 2026- M. Higgins	3,319.22
		Transmittal Total	3,319.22

	Fund Summary:	**Fund 01**	1,879.50
		Fund 40-9871	1,439.72

Transmittal Number: 26001902-0

PO260349-0011	DELTA DENTAL	HEALTH & WELFARE BENEFITS RETI	4,476.56
		Transmittal Total	4,476.56

	Fund Summary:	**Fund 01**	4,476.56

Transmittal Number: 26001903-0 AUDIT

18 Etiwanda School District **Fiscal Year: 2026**

Transmittal Number: 26001903-0 AUDIT

Reference	Vendor	Description	Amount
PO260448-0023	JOHN R BYERLY INC	CAMPUS MODERNIZATION @ EIS	18,570.00
PO260448-0024	JOHN R BYERLY INC	CAMPUS MODERNIZATION @ EIS	28,410.00
PO261995-0001	MICHAEL FRAUENTHAL &	APPRAISAL @ SUMMIT HEIGHTS (PR	4,750.00
		Transmittal Total	51,730.00
		Fund Summary: Fund 21	46,980.00
		Fund 25-9811	4,750.00

Transmittal Number: 26001903-0 **VOIDED**

Transmittal Number: 26001904-0

PO260080-0011	FUSIONSITE CALIFORNIA LLC	Pacific Portable - Hand Wash S	305.08
PO260166-0133	S W SCHOOL SUPPLY INC	Inst. Supplies	28.12
PO260233-0018	S W SCHOOL SUPPLY INC	Instructional Supplies	576.38
PO260246-0072	ALBERTSONS/SAFEWAY	Classroom Supplies	95.79
PO260246-0073	ALBERTSONS/SAFEWAY	Classroom Supplies	97.32
PO260246-0074	ALBERTSONS/SAFEWAY	Classroom Supplies	53.88
PO260253-0017	SUPPLY SOLUTIONS	Custodial Supplies	2,487.01
PO260258-0079	S W SCHOOL SUPPLY INC	Instructional Supplies	41.50
PO260258-0081	S W SCHOOL SUPPLY INC	Instructional Supplies	77.43
PO260383-0038	S W SCHOOL SUPPLY INC	Southwest student supplies	75.42
PO260383-0039	S W SCHOOL SUPPLY INC	Southwest student supplies	29.23
PO260383-0040	S W SCHOOL SUPPLY INC	Southwest student supplies	664.98
PO260778-0013	ALLIED STORAGE CONTAINERS	Rental for Storage Container	102.36
PO260946-0010	ALBERTSONS/SAFEWAY	Supplies, Incentives, Refreshm	219.96
		Transmittal Total	4,854.46
		Fund Summary: Fund 01	4,854.46

Transmittal Number: 26001905-0

PO260195-0066	S W SCHOOL SUPPLY INC	Instructional Supplies-Southwe	5.37
PO260195-0067	S W SCHOOL SUPPLY INC	Instructional Supplies-Southwe	84.86
PO260258-0080	S W SCHOOL SUPPLY INC	Instructional Supplies	41.50
PO260258-0082	S W SCHOOL SUPPLY INC	Instructional Supplies	38.72
PO260383-0041	S W SCHOOL SUPPLY INC	Southwest student supplies	1,144.64
PO260822-0060	S W SCHOOL SUPPLY INC	Instructional Supplies	13.71
PO260822-0061	S W SCHOOL SUPPLY INC	Instructional Supplies	75.12
		Transmittal Total	1,403.92
		Fund Summary: Fund 01	1,403.92

Reference	Vendor	Description		Amount
Transmittal Number: 26001906-0				
PO260047-0065	S W SCHOOL SUPPLY INC	instructional supplies		1,716.00
			Transmittal Total	1,716.00
		Fund Summary:	**Fund 01**	1,716.00
Transmittal Number: 26001907-0				
PO260000-0107	S W SCHOOL SUPPLY INC	Office Supplies		25.09
PO260125-0059	S W SCHOOL SUPPLY INC	Open P.O. for Instructional Ma		666.25
PO260125-0060	S W SCHOOL SUPPLY INC	Open P.O. for Instructional Ma		9.01
PO260140-0071	S W SCHOOL SUPPLY INC	Instructional Supplies		166.08
PO260140-0072	S W SCHOOL SUPPLY INC	Instructional Supplies		70.86
PO260140-0073	S W SCHOOL SUPPLY INC	Instructional Supplies		54.20
PO260153-0047	S W SCHOOL SUPPLY INC	Instructional Supplies - South		175.20
PO260153-0048	S W SCHOOL SUPPLY INC	Instructional Supplies - South		115.08
PO260202-0068	S W SCHOOL SUPPLY INC	Instructional Supplies		17.07
PO260765-0109	S W SCHOOL SUPPLY INC	Instructional Supplies		2.04
			Transmittal Total	1,300.88
		Fund Summary:	**Fund 01**	1,300.88
Transmittal Number: 26001908-0				
PO260643-0002	STATE WATER RESOURCE CONTROL B	STORM WATER RESOURCES CONTROL		727.00
PO261234-0016	ALL CITY MANAGEMENT	CROSSING GUARDS		2,345.40
			Transmittal Total	3,072.40
		Fund Summary:	**Fund 01**	3,072.40
Transmittal Number: 26001909-0 AUDIT				
PO260867-0221	ZEN EDUCATE INC	Zen Education		26,873.05
PO261214-0024	PROCARE THERAPY	OPEN PO FOR OT CONSULTING SERV		5,148.00
			Transmittal Total	32,021.05
		Fund Summary:	**Fund 01**	32,021.05
Transmittal Number: 26001909-0				
PO260008-0011	DIRECTV	Cable Services - Operations		106.24
PO260016-0130	FRONTIER COMMUNICATIONS	TELEPHONE EXPENSE		810.20
PO260016-0131	FRONTIER COMMUNICATIONS	TELEPHONE EXPENSE		367.40

18 Etiwanda School District **Fiscal Year: 2026**

Transmittal Number: 26001909-0

Reference	Vendor	Description	Amount
PO260031-0206	SOUTHERN CALIFORNIA EDISON	ELECTRICAL SERVICE	5,307.98
PO260031-0207	SOUTHERN CALIFORNIA EDISON	ELECTRICAL SERVICE	7,026.97
PO260035-0048	AT&T	TELEPHONE EXPENSES-CHILD CARE	36.71
PO260035-0049	AT&T	TELEPHONE EXPENSES-CHILD CARE	81.95
PO260036-0017	AT&T	TELEPHONE EXPENSE-VOICE LINES	312.90
PO260036-0018	AT&T	TELEPHONE EXPENSE-VOICE LINES	1,812.74
PO260071-0006	RECYCLED ROCK N ROLL INC	Summit Band - Open PO Recycled	130.00
PO260243-0009	SAFARI MICRO	Computer Ink	704.69
PO260288-0019	CONCENTRA-OCCUPATIONAL	Hep B vaccines, drug and phys	347.00
PO260358-0010	NEWTON, IRENE	RETIREE HEATH & WELFARE BENEFI	732.50
PO260369-0009	WILLIAM V MACGILL CO	OPEN PO FOR MOD/SEV SUPPLIES	122.84
PO261067-0021	RECYCLED ROCK N ROLL INC	Instrument Repairs	45.00
PO261729-0001	CLASS'E PARTY RENTALS	Promotion Rentals - DCIS	9,565.51
PO261740-0001	PUAC INC	Promotion Chair Rental - EIS	10,907.48
PO261760-0001	YOUR PARTY SOLUTIONS	Promotion Rentals - SIS	3,106.93
PO261769-0001	ZILPRINT PUBLISHING	PSYCH PROTOCOLS	125.64
PO261856-0001	AMERICAN PRINTING & PROMOTIONS	Employee/Retiree Recognition	1,813.94
PO261879-0006	WEST MUSIC COMPANY INC	VAPA Instruments	9.99
PO261879-0007	WEST MUSIC COMPANY INC	VAPA Instruments	15.38
PO261884-0001	VIRCO INC	OT STUDENT MATERIALS	4,863.40
PO261925-0001	SCHOOLHOUSE EDUCATIONAL	Instructional Supplies	1,161.42
PO261973-0001	K2 TROPHIES AND AWARDS LLC	Instructional Supplies	218.69
PO261975-0001	ZILPRINT PUBLISHING	PSYCH PROTOCOLS	1,094.95
PO261976-0001	ENABLING DEVICES	SLP SPED MATERIALS	58.00
PO261976-0002	ENABLING DEVICES	SLP SPED MATERIALS	645.85
PO262051-0001	ACSA	Conference	800.00
PO262053-0001	NATIONAL SCHOOL PUBLIC	Membership	210.00
TC260236-0001	PITTMAN, SUE ANN	NASP CONF FEB 2026	253.25
TC260237-0001	DR. FERMIN JARAMILLO	CA SCHOOL RECOGNITION PARKING	70.00
TC260238-0001	ROWLAND, LAURA	CA SCHOOL RECOGNITION PARKING	40.00
TC260239-0001	LYDIA PARKER	MILEAGE APRIL 2026	78.23
		Transmittal Total	52,983.78
		Fund Summary: Fund 01	52,983.78

Transmittal Number: 26001910-0

PO262052-0001	NATIONAL SCHOOL PUBLIC	Conference	845.00
PO262052-0002	NATIONAL SCHOOL PUBLIC	Conference	845.00
		Transmittal Total	1,690.00

18 Etiwanda School District **Fiscal Year: 2026**

Transmittal Number: 26001910-0

		Fund Summary: Fund 01	1,690.00

Transmittal Number: 26001911-0

Reference	Vendor	Description	Amount
PO260079-0023	ALLIED STORAGE CONTAINERS	Allied Storage - Storage Unit	64.65
PO260079-0024	ALLIED STORAGE CONTAINERS	Allied Storage - Storage Unit	102.36
PO260144-0012	ALLIED STORAGE CONTAINERS	Rentals	65.25
PO260152-0005	BAZIC PRODUCTS	Bazic Products - Copy Paper	1,293.00
PO260202-0069	S W SCHOOL SUPPLY INC	Instructional Supplies	533.21
PO260217-0006	KELLY WILBERT	Supplies, Incentives, Refreshm	119.99
PO260225-0012	ALLIED STORAGE CONTAINERS	Storage	64.65
PO260259-0023	ALLIED STORAGE CONTAINERS	Allied Storage Container	65.25
PO260259-0024	ALLIED STORAGE CONTAINERS	Allied Storage Container	80.48
PO260283-0012	ALLIED STORAGE CONTAINERS	Allied storage container renta	65.25
PO260504-0249	ALBERTSONS/SAFEWAY	Child Care Extended Day Progra	165.33
PO260504-0250	ALBERTSONS/SAFEWAY	Child Care Extended Day Progra	90.90
PO260504-0251	ALBERTSONS/SAFEWAY	Child Care Extended Day Progra	180.42
PO260504-0252	ALBERTSONS/SAFEWAY	Child Care Extended Day Progra	120.13
PO260765-0110	S W SCHOOL SUPPLY INC	Instructional Supplies	505.14
PO260765-0111	S W SCHOOL SUPPLY INC	Instructional Supplies	19.02
PO260779-0033	ALBERTSONS/SAFEWAY	Supplies for Cooking Elective/	80.84
PO260941-0015	ALBERTSONS/SAFEWAY	Supplies, Refreshments and Inc	145.86
PO261044-0049	DRIFTWOOD DAIRY	OPEN PO SNACKS FOR CLOUDS PRES	17.35
PO261059-0024	ALLIED STORAGE CONTAINERS	Storage Rental - CPL	140.08
PO261059-0025	ALLIED STORAGE CONTAINERS	Storage Rental - CPL	64.65
PO261108-0037	CHAVEZ-MARTINEZ, DIANE	Counseling Services	1,273.92
PO261165-0023	ALLIED STORAGE CONTAINERS	Allied Storage container renta	70.69
PO261181-0009	MELILLO, MIRTHA C.	Printing Services for Staff It	344.80
PO261224-0013	ALLIED STORAGE CONTAINERS	Allied Storage Containers	64.65
PO261904-0002	ULINE	Supplies for VAPA Elective	224.50
PO261984-0001	SCHOOL SPECIALTY INC	Craft Yard	203.63
PO262035-0001	DISCOUNT TWO-WAY RADIO CORP.	Computer Supplies	2,568.76
		Transmittal Total	8,734.76
		Fund Summary: Fund 01	8,734.76

Transmittal Number: 26001912-0

MV260524-0001	BABAEV, JULIANA	PASS REFUNDS - JAN THRU APR -	300.00
MV260525-0001	CARDENAS, RUBEN	PASS REFUND - MAY - OVERPAYME	150.00
MV260526-0001	VICTORIA, ALISA	PASS REFUND - APRIL - BUS SER	75.00

18 Etiwanda School District **Fiscal Year: 2026**

Transmittal Number: 26001912-0

		Transmittal Total	525.00
		Fund Summary: Fund 01	525.00

Transmittal Number: 26001913-0

Reference	Vendor	Description	Amount
PO260016-0132	FRONTIER COMMUNICATIONS	TELEPHONE EXPENSE	440.00
PO260016-0133	FRONTIER COMMUNICATIONS	TELEPHONE EXPENSE	1,834.80
PO260019-0011	CROWN CASTLE FIBER LLC	MONTHLY LICENSE FEE MANAGED SE	9,530.64
PO260023-0015	SAFARI MICRO	TONER/INK FOR DO	1,541.91
PO260027-0021	PAPER RECYCLING & SHREDDING	CONTRACTED SERVICES	120.00
PO260031-0208	SOUTHERN CALIFORNIA EDISON	ELECTRICAL SERVICE	2,839.31
PO260032-0085	FONTANA WATER COMPANY	WATER SERVICES	4,227.43
PO260032-0086	FONTANA WATER COMPANY	WATER SERVICES	631.39
PO260032-0087	FONTANA WATER COMPANY	WATER SERVICES	4,455.68
PO260032-0088	FONTANA WATER COMPANY	WATER SERVICES	626.56
PO260369-0010	WILLIAM V MACGILL CO	OPEN PO FOR MOD/SEV SUPPLIES	269.70
PO260371-0009	CHATSWORTH GLOVES INC.	OPEN PO FOR GLOVES FOR MOD/SEV	92.44
PO261963-0001	SEE ME THRIVE ADAPTED TOYS	SLP SPED MATERIALS	850.00
PO262058-0001	DELL MARKETING L.P.	Monitors - ProDev	224.14
PO262071-0001	BAZIC PRODUCTS	Instructional Supplies	1,305.00
PV260262-0001	CALIFORNIA DEPARTMENT OF	SALES & USE TAX 2nd QTR 1st PR	307.96
TC260242-0001	CARRIE WHITE	MILEAGE APRIL 2026	22.62
TC260243-0001	RIDDALL, JANET	NASP CONF FEB 2026	389.48
		Transmittal Total	29,709.06
		Fund Summary: Fund 01	29,709.06

Transmittal Number: 26001914-0 AUDIT

PO262072-0001	CADEN REESE ENTERPRISES INC	Field Trip Payment to Support	16,750.00
		Transmittal Total	16,750.00
		Fund Summary: Fund 01	16,750.00

Transmittal Number: 26001914-0

PO260166-0134	S W SCHOOL SUPPLY INC	Inst. Supplies	147.69
PO260195-0068	S W SCHOOL SUPPLY INC	Instructional Supplies-Southwe	93.20
PO260212-0051	S W SCHOOL SUPPLY INC	Instructional Supplies	18.50
PO260258-0083	S W SCHOOL SUPPLY INC	Instructional Supplies	(77.43)

BEST NET CONSORTIUM
ACCOUNTS PAYABLE - BOARD PAYMENT REPORT

05/28/2026 BOARD MEETING - APRIL 2026 WARRANTS

Board of Trustees Meeting 05/28/2026

18 Etiwanda School District **Fiscal Year: 2026**

Transmittal Number: 26001914-0

Reference	Vendor	Description	Amount
PO260503-0044	S W SCHOOL SUPPLY INC	Child Care Office Supplies	813.45
PO260653-0060	ALBERTSONS/SAFEWAY	Child Care Department	233.02
PO260686-0003	SCHOOL HEALTH CORPORATION	EH health office supplies	6.20
PO260694-0007	SCHOOL HEALTH CORPORATION	CPL health offices supplies	4.10
PO260767-0018	ODP BUSINESS SOLUTIONS LLC	Office Supplies	46.76
PO260767-0019	ODP BUSINESS SOLUTIONS LLC	Office Supplies	30.13
PO260767-0020	ODP BUSINESS SOLUTIONS LLC	Office Supplies	20.68
PO260767-0021	ODP BUSINESS SOLUTIONS LLC	Office Supplies	81.02
PO261044-0050	DRIFTWOOD DAIRY	OPEN PO SNACKS FOR CLOUDS PRES	77.52
PO261908-0001	TERRA VISTA CINEMAS	Summer Camp 2026	3,900.00
PO261913-0001	BK ROGERS INC	Summer Camp 2026	1,450.00
PO261947-0002	LUCKY STRIKE ENTERTAINMENT	Summer Camp 2026	2,158.56
PO261951-0001	RILEY, EDWARD	Summer Camp 2026	1,325.00
PO261979-0001	KB DJ'S ENTERTAINMENT	KB Entertainment/5th gr Promot	800.00
PO262036-0002	YOUR PARTY SOLUTIONS	Chair Rental 5th Gr. Promotion	1,044.78
TC260240-0001	DESTINY ALANIZ	April Mileage	12.54
TC260241-0001	RAFFEE, THERESA	April Mileage	14.79
		Transmittal Total	12,200.51
		Fund Summary: Fund 01	12,200.51

Total Number Of References: 1,552 **Transmittal Count:** 199 **Grand Total:** 7,984,189.03

The above Payable transactions have been issued in accordance with the District's policies and procedures.
It is recommended that the Board of Trustees approve them.

Authorized Agent

Board Approval

BEST NET CONSORTIUM
18 - Etiwanda School District
Budget Financial Report - (From: 4/1/2026 To: 4/30/2026)

Object	Object Description	Budget as of 3/31/2026	Revised Budget	Period To Date Revisions	%	Current Activity	Year To Date Activity	Pre/Encumbered Pended Activity	Remaining Balance	%
Fund 01 GENERAL FUND										
Fund Summary										
Revenue										
Local Control Funding Formula Sourc (8010 to 8099)										
8011	LCFF STATE AID-CURRENT YEAR	99,063,828.00	99,063,828.00	0.00	0.00%	6,399,482.00	85,811,617.00	0.00	13,252,211.00	13.38%
8012	EDUCATION PROTECTION ACT ST AID-CURRENT	32,940,175.00	32,940,175.00	0.00	0.00%	0.00	24,478,930.00	0.00	8,461,245.00	25.69%
8019	LCFF STATE AID-PRIOR YEARS	802,329.00	802,329.00	0.00	0.00%	(381,715.00)	904,957.00	0.00	(102,628.00)	-12.79%
8021	HOME OWNERS EXEMPTION	69,377.00	69,377.00	0.00	0.00%	0.00	32,819.85	0.00	36,557.15	52.69%
8041	SECURED TAX ROLLS	12,300,678.00	12,300,678.00	0.00	0.00%	4,122,113.01	12,000,535.31	0.00	300,142.69	2.44%
8042	UNSECURED ROLL TAXES	578,137.00	578,137.00	0.00	0.00%	949.09	436,068.34	0.00	142,068.66	24.57%
8043	PRIOR YEARS' TAXES	116,446.00	116,446.00	0.00	0.00%	45,167.55	168,227.59	0.00	(51,781.59)	-44.47%
8044	SUPPLEMENTAL TAXES	667,463.00	667,463.00	0.00	0.00%	98,177.64	711,543.26	0.00	(44,080.26)	-6.60%
8045	ED REVENUE AUGMENT FUND (ERAF)	(3,491,410.00)	(3,491,410.00)	0.00	0.00%	(1,605,699.10)	(3,568,220.22)	0.00	76,810.22	-2.20%
8047	COMMUNITY REDEVELOPMENT FUNDS	1,314,187.00	1,314,187.00	0.00	0.00%	0.00	681,952.65	0.00	632,234.35	48.11%
8048	PENALTIES & INT DELINQ TAXES	28,136.00	28,136.00	0.00	0.00%	25,686.86	158,231.49	0.00	(130,095.49)	-462.38%
8051	REDEVELOPMENT PROPERTY TAX TRUST FUND	13,585,956.00	13,585,956.00	0.00	0.00%	0.00	8,664,806.11	0.00	4,921,149.89	36.22%
Total Local Control Funding F (8010 to 8099)		157,975,302.00	157,975,302.00	0.00		8,704,162.05	130,481,468.38	0.00	27,493,833.62	
Federal Revenue (8100 to 8299)										
8181	SP ED-ENTITLEMENT PER UDC	2,719,368.00	2,719,368.00	0.00	0.00%	0.00	0.00	0.00	2,719,368.00	100.00%
8182	SP ED-DISCRETIONARY GRANTS	0.00	163,641.00	163,641.00	-	0.00	0.00	0.00	163,641.00	100.00%
8290	ALL OTHER FEDERAL REVENUES	2,464,396.00	2,468,025.00	3,629.00	0.15%	54,509.00	1,587,280.00	0.00	880,745.00	35.69%
Total Federal Revenue (8100 to 8299)		5,183,764.00	5,351,034.00	167,270.00		54,509.00	1,587,280.00	0.00	3,763,754.00	
Other State Revenue (8300 to 8599)										
8550	MANDATED COST REIMBURSEMENTS	507,129.00	507,129.00	0.00	0.00%	0.00	507,129.00	0.00	0.00	0.00%
8560	STATE LOTTERY REVENUE	3,485,283.00	3,485,283.00	0.00	0.00%	0.00	1,957,972.32	0.00	1,527,310.68	43.82%
8590	ALL OTHER STATE REVENUES	27,113,295.00	27,113,295.00	0.00	0.00%	1,095,588.00	16,115,442.82	0.00	10,997,852.18	40.56%
Total Other State Revenue (8300 to 8599)		31,105,707.00	31,105,707.00	0.00		1,095,588.00	18,580,544.14	0.00	12,525,162.86	
Other Local Revenue (8600 to 8799)										
8625	COMM REDEV FND NOT SUB-REV LMT	4,100,000.00	4,100,000.00	0.00	0.00%	0.00	2,519,075.70	0.00	1,580,924.30	38.56%
8650	LEASES & RENTALS	20,000.00	20,000.00	0.00	0.00%	5,927.00	20,150.00	(2,517.50)	2,367.50	11.84%
8660	INTEREST	2,129,154.00	2,129,154.00	0.00	0.00%	212.13	1,401,443.73	0.00	727,710.27	34.18%
8662	NET INC (DEC) IN FMV INVESTMNT	0.00	0.00	0.00	-	0.00	(417,150.00)	0.00	417,150.00	-
8677	INTERAGENCY SVCS BETWEEN LEA'S	1,500,000.00	1,500,000.00	0.00	0.00%	160,963.56	967,992.66	74,993.04	457,014.30	30.47%

Criteria: Report Summary Options = Fund Summary; Budget Comparison = Period; Include GL Status = Pended,Encumbered,PreEncumberd; Object Group by = Major Range ; Include Range Detail = Yes; Summarize = Fund; Page Break by Summarize = Yes; Fund = 01

Run: 5/6/2026 3:55 PM Copyright © 1998 The California Educational Computer Consortium Joint Powers Authority. All Rights Reserved.

BEST NET CONSORTIUM
18 - Etiwanda School District
Budget Financial Report - (From: 4/1/2026 To: 4/30/2026)

Object	Object Description	Budget as of 3/31/2026	Revised Budget	Period To Date Revisions	%	Current Activity	Year To Date Activity	Pre/Encumbered Pended Activity	Remaining Balance	%
Fund 01 GENERAL FUND										
Fund Summary										
Revenue										
Other Local Revenue (8600 to 8799)										
8699	ALL OTHER LOCAL REVENUES	8,637,196.00	8,684,273.00	47,077.00	0.55%	1,375,438.19	8,506,956.72	(29,341.07)	206,657.35	2.38%
8710	TUITION - PROVIDER PROGRAM FACILITIES	121,559.00	121,978.00	419.00	0.34%	121,978.23	121,978.23	0.00	(0.23)	0.00%
8792	TRANS OF APPORTION FROM CO OFF	12,322,434.00	12,279,616.00	(42,818.00)	-0.35%	2,138,368.85	8,974,738.20	0.00	3,304,877.80	26.91%
Total Other Local Revenue (8600 to 8799)		28,830,343.00	28,835,021.00	4,678.00		3,802,887.96	22,095,185.24	43,134.47	6,696,701.29	
Interfund Transfers In (8900 to 8929)										
8919	OTH AUTH INTERFUND TRANS IN	10,059,100.00	10,059,100.00	0.00	0.00%	0.00	4,000,000.00	0.00	6,059,100.00	60.24%
Total Interfund Transfers In (8900 to 8929)		10,059,100.00	10,059,100.00	0.00		0.00	4,000,000.00	0.00	6,059,100.00	
Total Revenue		233,154,216.00	233,326,164.00	171,948.00		13,657,147.01	176,744,477.76	43,134.47	56,538,551.77	
Expenditure										
Certificated Salary (1000 to 1999)										
1110	TEACHER SALARIES - REGULAR	76,056,847.00	76,047,247.00	(9,600.00)	-0.01%	7,496,335.74	60,582,726.73	8,070,787.02	7,393,733.25	9.72%
1120	TEACHER SALARIES - HOURLY	751,434.00	758,113.00	6,679.00	0.89%	92,135.88	672,882.99	51,319.77	33,910.24	4.47%
1130	TEACHER SALARIES - EXTRA ASSGN	613,536.00	590,336.00	(23,200.00)	-3.78%	50,774.87	326,052.61	64,789.74	199,493.65	33.79%
1140	TEACHER SALARIES - SUBSTITUTES	2,692,748.00	2,694,748.00	2,000.00	0.07%	338,269.75	2,020,761.60	175.00	673,811.40	25.00%
1210	CERT PUPIL SUPPORT SAL - REG	5,584,447.00	5,584,447.00	0.00	0.00%	516,370.13	4,414,120.32	540,568.21	629,758.47	11.28%
1220	CERT PUPIL SUPPORT SAL - HRLY	11,242.00	11,242.00	0.00	0.00%	0.00	5,230.78	0.00	6,011.22	53.47%
1310	CERT SUPRVSR & ADMN SAL - REG	9,866,166.00	10,033,436.00	167,270.00	1.70%	885,796.54	7,865,142.62	916,780.04	1,251,513.34	12.47%
1320	CERT SUPRVSR & ADMN SAL - HRLY	6,011.00	6,011.00	0.00	0.00%	0.00	0.00	0.00	6,011.00	100.00%
1330	CERT SUPRVSR & ADMN - XTR ASSG	7,068.00	7,068.00	0.00	0.00%	0.00	6,045.00	0.00	1,023.00	14.47%
1340	CERT SUPRVSR & ADMN - SUBS	53,044.00	53,044.00	0.00	0.00%	0.00	26,048.00	0.00	26,996.00	50.89%
Total Certificated Salary (1000 to 1999)		95,642,543.00	95,785,692.00	143,149.00		9,379,682.91	75,919,010.65	9,644,419.78	10,222,261.57	
Classified Salary (2000 to 2999)										
2110	CLASS INSTR AIDE SAL - REGULAR	12,123,629.00	12,123,629.00	0.00	0.00%	1,206,633.57	10,671,437.37	136,593.01	1,315,598.62	10.85%
2120	CLASS INSTR AIDE - XTRA ASSIGN	701,620.00	706,048.00	4,428.00	0.63%	43,461.94	449,588.77	0.00	256,459.23	36.32%
2125	CLASS INST. - SPEECH	678,978.00	678,978.00	0.00	0.00%	84,149.23	629,186.68	5,091.08	44,700.24	6.58%
2140	CLASS INSTR AIDE - SUBSTITUTES	724,665.00	723,965.00	(700.00)	-0.10%	81,300.49	648,737.64	388.32	74,839.04	10.34%
2145	SUB SLPA	29,170.00	29,170.00	0.00	0.00%	2,216.46	29,072.61	0.00	97.39	0.33%
2210	CLASS PUPIL SUPPORT SAL - REG	6,925,039.00	6,925,039.00	0.00	0.00%	617,397.68	5,921,991.00	69,366.89	933,681.11	13.48%
2220	CLASS PUPIL SUPPORT - XTRA A	141,129.00	141,129.00	0.00	0.00%	6,437.88	87,431.55	0.00	53,697.45	38.05%

Criteria: Report Summary Options = Fund Summary; Budget Comparison = Period; Include GL Status = Pended,Encumbered,PreEncumberd; Object Group by = Major Range ; Include Range Detail = Yes; Summarize = Fund; Page Break by Summarize = Yes; Fund = 01

Run: 5/6/2026 3:55 PM Copyright © 1998 The California Educational Computer Consortium Joint Powers Authority. All Rights Reserved.

BEST NET CONSORTIUM
18 - Etiwanda School District
Budget Financial Report - (From: 4/1/2026 To: 4/30/2026)

Object	Object Description	Budget as of 3/31/2026	Revised Budget	Period To Date Revisions	%	Current Activity	Year To Date Activity	Pre/Encumbered Pended Activity	Remaining Balance	%
Fund 01 GENERAL FUND										
Fund Summary										
Expenditure										
Classified Salary (2000 to 2999)										
2230	CLASS PUPIL SUPPORT - OVERTIME	19,364.00	19,364.00	0.00	0.00%	4,107.88	23,365.47	0.00	(4,001.47)	-20.66%
2240	CLASS PUPIL SUPPORT - SUBS	175,735.00	175,735.00	0.00	0.00%	18,144.40	132,631.96	0.00	43,103.04	24.53%
2310	CLASS SUPRVSR & ADMN SAL-REG	1,416,464.00	1,416,464.00	0.00	0.00%	117,631.18	1,178,080.97	17,281.68	221,101.35	15.61%
2320	CLASS SUPRVSR & ADMN - XTRA A	79,700.00	79,700.00	0.00	0.00%	7,052.40	48,485.25	0.00	31,214.75	39.17%
2330	CLASS SUPRVSR & ADMN-XTR ASSGN	7,921.00	7,921.00	0.00	0.00%	58.29	4,774.31	0.00	3,146.69	39.73%
2410	CLASS CLER & OFFICE SAL - REG	6,189,982.00	6,189,982.00	0.00	0.00%	527,399.56	5,245,155.93	60,726.32	884,099.75	14.28%
2420	CLASS CLER & OFFICE - XTRA A	213,290.00	201,639.00	(11,651.00)	-5.46%	16,089.36	119,034.05	0.00	82,604.95	40.97%
2430	CLASS CLER & OFFICE - OVERTIME	51,063.00	51,063.00	0.00	0.00%	2,361.67	37,288.41	0.00	13,774.59	26.98%
2440	CLASS CLER & OFFICE - SUBS	80,522.00	80,522.00	0.00	0.00%	12,451.85	80,659.82	0.00	(137.82)	-0.17%
2910	CAMPUS SUPPORT SAL - REG	1,858,582.00	1,858,582.00	0.00	0.00%	173,718.94	1,627,054.30	20,408.17	211,119.53	11.36%
2920	CAMPUS SUPPORT - XTRA A	599,160.00	539,310.00	(59,850.00)	-9.99%	56,579.68	443,200.02	0.00	96,109.98	17.82%
2940	CAMPUS SUPPORT - SUBS	61,969.00	61,969.00	0.00	0.00%	6,778.26	59,856.68	183.50	1,928.82	3.11%
2950	CHILD CARE SITE COORDINATORS	2,987,409.00	2,987,409.00	0.00	0.00%	248,642.33	2,511,777.43	31,653.54	443,978.03	14.86%
2951	CHILDCARE COORD XTRA TIME	9,441.00	9,441.00	0.00	0.00%	363.83	7,271.58	0.00	2,169.42	22.98%
2955	CHILD CARE ASSISTANTS	2,675,364.00	2,675,364.00	0.00	0.00%	253,969.99	2,419,438.10	26,086.88	229,839.02	8.59%
Total Classified Salary (2000 to 2999)		37,750,196.00	37,682,423.00	(67,773.00)		3,486,946.87	32,375,519.90	367,779.39	4,939,123.71	
Employee Benefit (3000 to 3999)										
3101	STRS - CERT.	23,705,125.00	23,704,700.00	(425.00)	0.00%	1,490,842.76	11,881,533.02	10,301,322.80	1,521,844.18	6.42%
3102	STRS - CLASS.	265.00	265.00	0.00	0.00%	0.00	0.00	0.00	265.00	100.00%
3103	STRS - CERT. MGMT	2,896,935.00	2,896,935.00	0.00	0.00%	258,908.17	2,285,758.52	262,904.88	348,271.60	12.02%
3201	PERS - CERT.	160,808.00	160,808.00	0.00	0.00%	16,316.21	127,793.83	16,029.81	16,984.36	10.56%
3202	PERS - CLASS.	7,752,750.00	7,753,074.00	324.00	0.00%	688,857.21	6,602,960.06	3,942.61	1,146,171.33	14.78%
3203	PERS - CERT. MGMT	110,983.00	110,983.00	0.00	0.00%	10,089.34	84,122.38	10,089.34	16,771.28	15.11%
3204	PERS - CLASS. MGMT	366,236.00	366,236.00	0.00	0.00%	31,005.69	301,291.37	390.54	64,554.09	17.63%
3311	FICA - CERT.	37,699.00	37,699.00	0.00	0.00%	3,746.92	29,573.07	4,006.96	4,118.97	10.93%
3312	FICA - CLASS.	1,810,810.00	1,810,881.00	71.00	0.00%	157,911.99	1,516,941.52	17,438.17	276,501.31	15.27%
3313	FICA - CERT. MGMT	25,665.00	25,665.00	0.00	0.00%	2,219.95	18,547.39	2,295.86	4,821.75	18.79%
3314	FICA - CLASS. MGMT	86,114.00	86,114.00	0.00	0.00%	7,013.41	65,687.99	962.92	19,463.09	22.60%
3331	MEDICARE - CERT.	1,158,869.00	1,158,892.00	23.00	0.00%	114,160.86	909,509.76	116,418.62	132,963.62	11.47%
3332	MEDICARE - CLASS.	524,622.00	524,622.00	0.00	0.00%	48,321.33	447,666.19	4,979.80	71,976.01	13.72%

Criteria: Report Summary Options = Fund Summary; Budget Comparison = Period; Include GL Status = Pended,Encumbered,PreEncumberd; Object Group by = Major Range ; Include Range Detail = Yes; Summarize = Fund; Page Break by Summarize = Yes; Fund = 01

Run: 5/6/2026 3:55 PM Copyright © 1998 The California Educational Computer Consortium Joint Powers Authority. All Rights Reserved.

BEST NET CONSORTIUM
18 - Etiwanda School District
Budget Financial Report - (From: 4/1/2026 To: 4/30/2026)

Object	Object Description	Budget as of 3/31/2026	Revised Budget	Period To Date Revisions	%	Current Activity	Year To Date Activity	Pre/Encumbered Pended Activity	Remaining Balance	%
Fund 01 GENERAL FUND										
Fund Summary										
Expenditure										
Employee Benefit (3000 to 3999)										
3333	MEDICARE - CERT. MGMT	229,191.00	229,191.00	0.00	0.00%	19,725.66	173,746.70	20,397.78	35,046.52	15.29%
3334	MEDICARE - CLASS. MGMT	20,381.00	20,381.00	0.00	0.00%	1,742.48	17,256.91	225.24	2,898.85	14.22%
3351	PARS - CERT.	5,350.00	5,366.00	16.00	0.30%	634.67	3,869.07	0.00	1,496.93	27.90%
3352	PARS - CLASS.	83,888.00	83,888.00	0.00	0.00%	7,783.76	63,801.74	622.22	19,464.04	23.20%
3411	HEALTH & WELFARE - CERT.	10,723,006.00	10,723,006.00	0.00	0.00%	1,077,022.62	8,558,675.12	1,749,272.73	415,058.15	3.87%
3412	HEALTH & WELFARE - CLASS.	4,751,594.00	4,751,594.00	0.00	0.00%	465,493.16	4,223,161.64	355,119.85	173,312.51	3.65%
3413	HEALTH & WELFARE - CERT. MGMT	1,719,985.00	1,719,985.00	0.00	0.00%	170,212.53	1,353,367.14	244,139.31	122,478.55	7.12%
3414	HEALTH & WELFARE - CLASS. MGMT	231,892.00	229,892.00	(2,000.00)	-0.86%	22,643.95	203,795.55	20,591.95	5,504.50	2.39%
3501	SUI - CERT.	60,138.00	60,138.00	0.00	0.00%	3,936.59	31,363.85	4,014.38	24,759.77	41.17%
3502	SUI - CLASS.	25,075.00	25,075.00	0.00	0.00%	1,666.25	15,435.36	171.83	9,467.81	37.76%
3503	SUI - CERT. MGMT	8,615.00	8,615.00	0.00	0.00%	681.35	6,000.99	704.53	1,909.48	22.16%
3504	SUI - CLASS. MGMT	697.00	697.00	0.00	0.00%	59.11	585.26	5.81	105.93	15.20%
3601	WORKERS' COMP - CERT.	1,108,763.00	1,108,763.00	0.00	0.00%	106,115.62	845,156.03	109,061.09	154,545.88	13.94%
3602	WORKERS' COMP - CLASS.	547,909.00	547,909.00	0.00	0.00%	44,474.56	411,981.98	4,746.17	131,180.85	23.94%
3603	WORKERS' COMP - CERT. MGMT	218,711.00	218,711.00	0.00	0.00%	18,508.57	162,579.14	19,236.99	36,894.87	16.87%
3604	WORKERS' COMP - CLASS. MGMT	19,083.00	19,083.00	0.00	0.00%	1,620.20	15,989.60	175.34	2,918.06	15.29%
3701	OPEB-ALLOCATED-CERT	693,800.00	693,800.00	0.00	0.00%	46,410.03	380,061.61	178,465.68	135,272.71	19.50%
3702	OPEB-ALLOCATED-CLASS	165,300.00	165,300.00	0.00	0.00%	11,148.05	109,148.65	21,398.30	34,753.05	21.02%
3911	TAX SHELTER ANNUITIES - CERT	0.00	0.00	0.00	-	0.00	(130,020.95)	130,020.95	0.00	-
3921	CASH IN LIEU - CERT.	392,350.00	392,350.00	0.00	0.00%	38,940.00	314,470.00	66,080.00	11,800.00	3.01%
3922	CASH IN LIEU - CLASS.	19,805.00	19,805.00	0.00	0.00%	1,770.00	15,930.00	1,770.00	2,105.00	10.63%
3931	GOLDEN HANDSHAKE/BUYOUT-CERT	0.00	0.00	0.00	-	0.00	(2,413.83)	0.00	2,413.83	-
3941	EARLY TELL RETIREMENT INCENTIVE - CERT	196,470.00	196,470.00	0.00	0.00%	0.00	0.00	0.00	196,470.00	100.00%
3942	EARLY TELL RETIREMENT INCENTIVE - CLASS	26,430.00	26,430.00	0.00	0.00%	0.00	0.00	0.00	26,430.00	100.00%
Total Employee Benefit (3000 to 3999)		59,885,314.00	59,883,323.00	(1,991.00)		4,869,983.00	41,045,326.66	13,667,002.46	5,170,993.88	
Books and Supplies (4000 to 4999)										
4110	TEXTBOOKS	19,597.00	19,597.00	0.00	0.00%	0.00	19,595.42	0.01	1.57	0.01%
4210	OTHER BOOKS	195,226.00	187,263.00	(7,963.00)	-4.08%	6,115.85	126,674.64	30,463.81	30,124.55	16.09%
4310	INSTR MATERIALS & SUPPLIES	4,815,834.00	4,681,240.00	(134,594.00)	-2.79%	125,150.42	1,508,471.51	464,009.44	2,708,759.05	57.86%
4311	TESTING MATERIALS	131,289.00	133,089.00	1,800.00	1.37%	5,597.38	67,418.28	32,948.26	32,722.46	24.59%

Criteria: Report Summary Options = Fund Summary; Budget Comparison = Period; Include GL Status = Pended,Encumbered,PreEncumberd; Object Group by = Major Range ; Include Range Detail = Yes; Summarize = Fund; Page Break by Summarize = Yes; Fund = 01

Run: 5/6/2026 3:55 PM Copyright © 1998 The California Educational Computer Consortium Joint Powers Authority. All Rights Reserved.

BEST NET CONSORTIUM
18 - Etiwanda School District
Budget Financial Report - (From: 4/1/2026 To: 4/30/2026)

Object	Object Description	Budget as of 3/31/2026	Revised Budget	Period To Date Revisions	%	Current Activity	Year To Date Activity	Pre/Encumbered Pended Activity	Remaining Balance	%
Fund 01 GENERAL FUND										
Fund Summary										
Expenditure										
Books and Supplies (4000 to 4999)										
4315	STUDENT FRUIT & SNACKS	521,267.00	581,267.00	60,000.00	11.51%	57,760.15	512,994.09	36,833.16	31,439.75	5.41%
4330	STAFF MTG REFRESHMENTS SNACKS	67,934.00	68,759.00	825.00	1.21%	2,902.99	31,155.66	18,437.84	19,165.50	27.87%
4334	COMMUNITY ENGAGEMENT REFRESHMENTS SNACK	0.00	1,005.00	1,005.00	-	64.57	64.57	790.43	150.00	14.93%
4340	COMPUTER SUPPLIES	678,478.00	741,514.00	63,036.00	9.29%	58,635.88	416,065.30	158,630.40	166,818.30	22.50%
4350	OFFICE SUPPLIES	232,552.00	234,648.00	2,096.00	0.90%	15,951.40	116,640.97	77,210.67	40,796.36	17.39%
4360	TIRES, FUEL, AND OIL	376,186.00	376,186.00	0.00	0.00%	58,226.37	276,497.63	96,402.37	3,286.00	0.87%
4370	CUSTODIAL/OPERATIONS SUPPLIES	438,568.00	471,908.00	33,340.00	7.60%	34,516.97	366,492.40	57,104.93	48,310.67	10.24%
4380	MAINTENANCE SUPPLIES	549,036.00	557,072.00	8,036.00	1.46%	54,618.17	293,020.96	244,647.60	19,403.44	3.48%
4390	OTHER SUPPLIES	341,000.00	342,404.00	1,404.00	0.41%	20,617.83	208,074.77	22,567.22	111,762.01	32.64%
4392	DISASTER PREPAREDNESS SUPPLIES	20,961.00	20,961.00	0.00	0.00%	0.00	7,504.50	5,574.95	7,881.55	37.60%
4395	CPR MATERIALS	15,492.00	15,492.00	0.00	0.00%	693.00	10,654.06	1,920.50	2,917.44	18.83%
4410	INSTR INV SUPPLIES	174,918.00	171,468.00	(3,450.00)	-1.97%	7,505.64	114,543.93	327.15	56,596.92	33.01%
4440	COMPUTER INV SUPPLIES	187,458.00	206,612.00	19,154.00	10.22%	1,805.41	81,171.89	16,333.64	109,106.47	52.81%
4450	OFFICE INV SUPPLIES	18,666.00	18,666.00	0.00	0.00%	0.00	14,255.57	0.00	4,410.43	23.63%
4470	CUSTODIAL INV SUPPLIES	3,602.00	3,602.00	0.00	0.00%	0.00	1,413.74	0.00	2,188.26	60.75%
4480	MAINTENANCE INV SUPPLIES	78,596.00	77,746.00	(850.00)	-1.08%	5,169.70	18,409.39	45,105.97	14,230.64	18.30%
4490	OTHER INV. SUPPLIES	28,558.00	28,558.00	0.00	0.00%	0.00	14,745.70	600.00	13,212.30	46.26%
Total Books and Supplies (4000 to 4999)		8,895,218.00	8,939,057.00	43,839.00		455,331.73	4,205,864.98	1,309,908.35	3,423,283.67	
Services and Operating Expenditures (5000 to 5999)										
5110	SUBAGREEMENTS FOR SERVICES	7,407,391.00	7,467,334.00	59,943.00	0.81%	829,267.83	4,686,927.28	1,261,510.77	1,518,895.95	20.34%
5200	TRAVEL & CONFERENCES	418,066.00	415,582.00	(2,484.00)	-0.59%	21,531.68	175,824.48	14,854.25	224,903.27	54.12%
5201	CERT CAR/PHONE ALLOWANCE	134,335.00	134,335.00	0.00	0.00%	12,509.47	104,391.96	21,862.49	8,080.55	6.02%
5202	CLASS CAR/PHONE ALLOWANCE	68,471.00	68,471.00	0.00	0.00%	5,820.00	55,728.00	7,277.00	5,466.00	7.98%
5300	DUES & MEMBERSHIPS	118,350.00	120,516.00	2,166.00	1.83%	6,391.96	90,871.73	4,966.89	24,677.38	20.48%
5450	INSURANCE	2,252,139.00	2,251,999.00	(140.00)	-0.01%	(2,777.00)	2,212,222.40	0.00	39,776.60	1.77%
5510	NATURAL GAS SERVICES	83,327.00	83,327.00	0.00	0.00%	3,626.38	44,878.20	35,121.80	3,327.00	3.99%
5520	ELECTRICITY SERVICES	2,738,770.00	2,738,770.00	0.00	0.00%	238,620.04	2,153,416.47	585,353.53	0.00	0.00%
5530	WATER SERVICES	999,435.00	999,435.00	0.00	0.00%	90,800.29	753,742.46	211,257.54	34,435.00	3.45%
5538	BOTTLED WATER SERVICE	19,725.00	20,225.00	500.00	2.53%	1,252.39	12,138.74	5,524.84	2,561.42	12.66%
5550	LAUNDRY & CLEANING	17,535.00	17,535.00	0.00	0.00%	198.41	7,980.93	9,411.80	142.27	0.81%

Criteria: Report Summary Options = Fund Summary; Budget Comparison = Period; Include GL Status = Pended,Encumbered,PreEncumberd; Object Group by = Major Range ; Include Range Detail = Yes; Summarize = Fund; Page Break by Summarize = Yes; Fund = 01

Run: 5/6/2026 3:55 PM Copyright © 1998 The California Educational Computer Consortium Joint Powers Authority. All Rights Reserved.

BEST NET CONSORTIUM
18 - Etiwanda School District
Budget Financial Report - (From: 4/1/2026 To: 4/30/2026)

Object	Object Description	Budget as of 3/31/2026	Revised Budget	Period To Date Revisions	%	Current Activity	Year To Date Activity	Pre/Encumbered Pended Activity	Remaining Balance	%
Fund 01 GENERAL FUND										
Fund Summary										
Expenditure										
Services and Operating Expenditures (5000 to 5999)										
5560	WASTE DISPOSAL	338,829.00	338,829.00	0.00	0.00%	29,160.35	254,566.19	73,649.17	10,613.64	3.13%
5570	PEST CONTROL	209,607.00	209,607.00	0.00	0.00%	10,016.83	163,684.05	26,790.07	19,132.88	9.13%
5610	RENTALS AND LEASES	143,559.00	148,688.00	5,129.00	3.57%	2,703.36	37,194.42	44,398.55	67,095.03	45.12%
5620	NONCAPITALIZED IMPROVEMENTS	47,213.00	48,020.00	807.00	1.71%	5,794.03	25,553.00	3,450.72	19,016.28	39.60%
5630	MAINTENANCE & REPAIRS	1,813,596.00	2,590,098.00	776,502.00	42.82%	221,391.75	1,330,056.64	1,082,813.83	177,227.53	6.84%
5640	COMPUTER/PRINTER REPAIRS	17,882.00	18,382.00	500.00	2.80%	1,870.66	10,674.96	7,332.79	374.25	2.04%
5750	DIR COSTS FOR INTERFUND SVCS	(35,000.00)	(35,000.00)	0.00	0.00%	0.00	0.00	0.00	(35,000.00)	100.00%
5751	INTER PROG. SERVICES FROM CAFE	(1,832.00)	(1,832.00)	0.00	0.00%	5,228.39	3,396.24	0.00	(5,228.24)	285.38%
5752	INTERFUND SERVICES-CFD'S	(210,158.00)	(210,158.00)	0.00	0.00%	0.00	0.00	0.00	(210,158.00)	100.00%
5810	CONTRACTED SERVICES	9,590,415.00	9,688,698.00	98,283.00	1.02%	737,993.04	6,899,871.34	2,076,869.86	711,956.80	7.35%
5820	LEGAL, AUDIT, & ELECTION COSTS	407,959.00	467,099.00	59,140.00	14.50%	33,141.53	329,633.23	99,366.77	38,099.00	8.16%
5830	ADVERTISEMENT	14,150.00	14,150.00	0.00	0.00%	5,267.72	5,395.13	8,732.28	22.59	0.16%
5840	ONLINE SOFTWARE/TECH RELATED	3,525,289.00	3,128,971.00	(396,318.00)	-11.24%	32,297.76	1,893,636.42	148,326.31	1,087,008.27	34.74%
5845	ONLINE SOFTWARE - SBITAS	346,295.00	346,295.00	0.00	0.00%	0.00	170,724.08	116,960.27	58,610.65	16.93%
5848	ONLINE TRAINING/CONFERENCE/WEBINAR	165,616.00	116,727.00	(48,889.00)	-29.52%	2,464.22	102,215.21	3,225.00	11,286.79	9.67%
5852	STAFF MTG MEALS DINING	68,382.00	69,412.00	1,030.00	1.51%	1,259.78	43,541.24	9,418.87	16,451.89	23.70%
5853	STUDENT MEAL INCENTIVE/REWARDS	135,391.00	137,532.00	2,141.00	1.58%	5,667.73	73,266.91	31,934.98	32,330.11	23.51%
5854	COMMUNITY ENGAGEMENT EVENT MEALS	0.00	1,894.00	1,894.00	-	1,788.86	1,788.86	81.88	23.26	1.23%
5865	TB REIMBURSEMENT	250.00	250.00	0.00	0.00%	0.00	90.00	0.00	160.00	64.00%
5880	OTHER ADMIN. CHARGES/FEES	653,679.00	688,474.00	34,795.00	5.32%	17,538.61	518,326.94	7,090.55	163,056.51	23.68%
5891	PRINTING SVCS/OUTSIDE VENDOR	324,785.00	332,740.00	7,955.00	2.45%	22,504.00	225,705.08	38,938.26	68,096.66	20.47%
5892	STAFF PRINTING SERVICES	33,806.00	34,337.00	531.00	1.57%	530.31	25,601.31	1,171.47	7,564.22	22.03%
5899	ACAD/CONTEST SPELL/BEE REG	4,918.00	5,948.00	1,030.00	20.94%	3,630.00	5,375.00	0.00	573.00	9.63%
5910	TELEPHONE	224,431.00	224,571.00	140.00	0.06%	13,789.18	169,727.16	23,595.99	31,247.85	13.91%
5930	COMMUNICATIONS-TELEVISION	2,530.00	2,530.00	0.00	0.00%	190.89	1,840.45	655.55	34.00	1.34%
5940	INTERNET PROVIDER	195,460.00	201,220.00	5,760.00	2.95%	9,530.64	104,017.30	88,413.62	8,789.08	4.37%
5950	POSTAGE/MAIL/UPS/FED EXPRESS	26,051.00	26,051.00	0.00	0.00%	92.67	22,229.54	1,452.24	2,369.22	9.09%
Total Services and Operating (5000 to 5999)		32,300,647.00	32,911,062.00	610,415.00		2,371,093.76	22,716,233.35	6,051,809.94	4,143,018.71	
Capital Outlay (6000 to 6999)										
6170	LAND IMPROVEMENTS-DEPRECIABLE	805,881.00	805,881.00	0.00	0.00%	21,305.44	791,274.29	13,800.00	806.71	0.10%

Criteria: Report Summary Options = Fund Summary; Budget Comparison = Period; Include GL Status = Pended,Encumbered,PreEncumberd; Object Group by = Major Range ; Include Range Detail = Yes; Summarize = Fund; Page Break by Summarize = Yes; Fund = 01

Run: 5/6/2026 3:55 PM Copyright © 1998 The California Educational Computer Consortium Joint Powers Authority. All Rights Reserved.

BEST NET CONSORTIUM
18 - Etiwanda School District
Budget Financial Report - (From: 4/1/2026 To: 4/30/2026)

Object	Object Description	Budget as of 3/31/2026	Revised Budget	Period To Date Revisions	%	Current Activity	Year To Date Activity	Pre/Encumbered Pended Activity	Remaining Balance	%
Fund 01 GENERAL FUND										
Fund Summary										
Expenditure										
Capital Outlay (6000 to 6999)										
6210	ARCHITECT FEES ON BLDGS	82,540.00	82,540.00	0.00	0.00%	43,746.20	51,174.80	31,365.20	0.00	0.00%
6225	BUILDING CAPITAL LEASE	337,596.00	337,596.00	0.00	0.00%	0.00	118,500.00	219,096.00	0.00	0.00%
6230	DSA/CITY PLAN CHECK FEES	4,950.00	4,950.00	0.00	0.00%	0.00	4,950.00	0.00	0.00	0.00%
6250	BLDG/IMPROVE CONSTRUCTION	3,314,770.00	3,004,860.00	(309,910.00)	-9.35%	35,231.97	1,864,749.84	759,875.25	380,234.91	12.65%
6410	INSTRUCTIONAL EQUIPMENT	122,048.00	122,048.00	0.00	0.00%	0.00	62,522.16	0.00	59,525.84	48.77%
6440	CAPITALIZED NEW COMP.EQUIP	35,508.00	35,508.00	0.00	0.00%	0.00	6,734.61	0.00	28,773.39	81.03%
6480	EQUIPMENT M&O/RRAM	195,000.00	195,000.00	0.00	0.00%	0.00	13,733.12	0.00	181,266.88	92.96%
Total Capital Outlay (6000 to 6999)		4,898,293.00	4,588,383.00	(309,910.00)		100,283.61	2,913,638.82	1,024,136.45	650,607.73	
Other Outgo (7100 to 7499)										
7142	OTH TUITN, EXCESS CSTS TO COE	55,751.00	55,751.00	0.00	0.00%	0.00	(44,609.00)	0.00	100,360.00	180.01%
7350	INDIRECT COSTS/INTERFUND	(269,036.00)	(269,036.00)	0.00	0.00%	0.00	0.00	0.00	(269,036.00)	100.00%
Total Other Outgo (7100 to 7499)		(213,285.00)	(213,285.00)	0.00		0.00	(44,609.00)	0.00	(168,676.00)	
Interfund Transfers Out (7600 to 7629)										
7619	OTHER AUTH INTRFND TRNSFRS OUT	4,100,000.00	4,100,000.00	0.00	0.00%	0.00	0.00	0.00	4,100,000.00	100.00%
Total Interfund Transfers Out (7600 to 7629)		4,100,000.00	4,100,000.00	0.00		0.00	0.00	0.00	4,100,000.00	
Total Expenditure		243,258,926.00	243,676,655.00	417,729.00		20,663,321.88	179,130,985.36	32,065,056.37	32,480,613.27	
-	- Inc/(Dec) in Fund Balance	(10,104,710.00)	(10,350,491.00)	(245,781.00)	2.43%	(7,006,174.87)	(2,386,507.60)	(32,021,921.90)	24,057,938.50	-232.43%
Beginning Fund Balance Components										
9791	BEGINNING BALANCE-ADOPTED BDGT	40,083,413.52	40,083,413.52	0.00	0.00%	0.00	40,083,413.52	0.00	0.00	0.00%
9792	ADJUST FOR UNAUDITED ACTUALS	15,057,638.51	15,057,638.51	0.00	0.00%	0.00	15,057,638.51	0.00	0.00	0.00%
Total Beginning Fund Balance Components		55,141,052.03	55,141,052.03	0.00		0.00	55,141,052.03	0.00	0.00	
Ending Fund Balance Components										
(9711 to 9711)										
9711	RESERVE FOR REVOLVING CASH	25,000.00	25,000.00	0.00	0.00%	0.00	25,000.00	0.00	0.00	0.00%
Total (9711 to 9711)		25,000.00	25,000.00	0.00		0.00	25,000.00	0.00	0.00	
(9712 to 9712)										
9712	RESERVE FOR STORES	50,000.00	50,000.00	0.00	0.00%	0.00	50,000.00	0.00	0.00	0.00%
Total (9712 to 9712)		50,000.00	50,000.00	0.00		0.00	50,000.00	0.00	0.00	

Criteria: Report Summary Options = Fund Summary; Budget Comparison = Period; Include GL Status = Pended,Encumbered,PreEncumberd; Object Group by = Major Range ; Include Range Detail = Yes; Summarize = Fund; Page Break by Summarize = Yes; Fund = 01

Run: 5/6/2026 3:55 PM Copyright © 1998 The California Educational Computer Consortium Joint Powers Authority. All Rights Reserved.

BEST NET CONSORTIUM
18 - Etiwanda School District
Budget Financial Report - (From: 4/1/2026 To: 4/30/2026)

Object	Object Description	Budget as of 3/31/2026	Revised Budget	Period To Date Revisions	%	Current Activity	Year To Date Activity	Pre/Encumbered Pended Activity	Remaining Balance	%
Fund 01 GENERAL FUND										
Fund Summary										
Ending Fund Balance Components										
(9740 to 9740)										
9740	LEGALLY RESTRICTED BALANCE	27,196,921.41	27,146,725.41	(50,196.00)	-0.18%	0.00	17,892,734.23	0.00	9,253,991.18	34.09%
Total (9740 to 9740)		27,196,921.41	27,146,725.41	(50,196.00)		0.00	17,892,734.23	0.00	9,253,991.18	
(9760 to 9760)										
9760	FUND BALANCE, COMMITTED	3,110,816.05	3,120,560.05	9,744.00	0.31%	0.00	1,493,803.53	0.00	1,626,756.52	52.13%
Total (9760 to 9760)		3,110,816.05	3,120,560.05	9,744.00		0.00	1,493,803.53	0.00	1,626,756.52	
(9780 to 9780)										
9780	OTHER DESIGNATIONS	0.00	0.00	0.00	-	0.00	902,028.00	0.00	(902,028.00)	-
Total (9780 to 9780)		0.00	0.00	0.00		0.00	902,028.00	0.00	(902,028.00)	
(9789 to 9789)										
9789	RSVE ECONOMIC UNCERTAINTIES	7,297,373.00	7,297,373.00	0.00	0.00%	0.00	7,139,813.00	0.00	157,560.00	2.16%
Total (9789 to 9789)		7,297,373.00	7,297,373.00	0.00		0.00	7,139,813.00	0.00	157,560.00	
(9790 to 9790)										
9790	UNDESIGNATED/UNAPPROPRIATED	7,356,231.57	7,150,902.57	(205,329.00)	-2.79%	0.00	15,367,264.27	0.00	(8,216,361.70)	-114.90%
Total (9790 to 9790)		7,356,231.57	7,150,902.57	(205,329.00)		0.00	15,367,264.27	0.00	(8,216,361.70)	
Total Ending Fund Balance Components		45,036,342.03	44,790,561.03	(245,781.00)		0.00	42,870,643.03	0.00	1,919,918.00	

Criteria: Report Summary Options = Fund Summary; Budget Comparison = Period; Include GL Status = Pended,Encumbered,PreEncumberd; Object Group by = Major Range ; Include Range Detail = Yes; Summarize = Fund; Page Break by Summarize = Yes; Fund = 01

Run: 5/6/2026 3:55 PM Copyright © 1998 The California Educational Computer Consortium Joint Powers Authority. All Rights Reserved.

BEST NET CONSORTIUM
18 - Etiwanda School District
Financial Activity Report - Detail (From: 4/1/2026 To: 4/30/2026)

Effective Date	Fu	Rs	Y	Goal	Func	Obj	Sch	Mgmt	Revised Budget	Actual Activity	Pre/Encumbered Pended Activity	Running Balance	Reference	Use Tax	Description/ Vendor Name
Fund 01 GENERAL FUND															
Resource 0000 NO REPORTING REQUIRMENTS															
Revenue															
Object 8699 ALL OTHER LOCAL REVENUES															
04/20/2026	01	0000	0	0000	0000	8699	017	DONA	10,000.00	0.00	0.00	10,000.00	BT261381		BUDGET ADJUSTMENT
04/20/2026	01	0000	0	0000	0000	8699	011	DONA	500.00	0.00	0.00	10,500.00	BT261382		BUDGET ADJUSTMENT
04/20/2026	01	0000	0	0000	0000	8699	006	DONA	225.00	0.00	0.00	10,725.00	BT261383		BUDGET ADJUSTMENT
04/20/2026	01	0000	0	0000	0000	8699	017	DONA	1,254.00	0.00	0.00	11,979.00	BT261383		BUDGET ADJUSTMENT
04/20/2026	01	0000	0	0000	0000	8699	303	DONA	538.00	0.00	0.00	12,517.00	BT261383		BUDGET ADJUSTMENT
Total Object 8699 ALL OTHER LOCAL REVENUES									12,517.00	0.00	0.00	12,517.00			
Object 8710 TUITION - PROVIDER PROGRAM FACILITIES															
04/23/2026	01	0000	0	5760	9200	8710	000	0000	419.00	0.00	0.00	419.00	BT261406		2025/26 #6 PROJECTED AB602
Total Object 8710 TUITION - PROVIDER PROGRAM FACILITIES									419.00	0.00	0.00	419.00			
Object 8980 CONTRIBUTION FROM UNREST. REV															
04/07/2026	01	0000	0	0000	0000	8980	000	0000	(102,761.00)	0.00	0.00	(102,761.00)	BT261277		2025/26 #6 PROJECTED AB602
Total Object 8980 CONTRIBUTION FROM UNREST. REV									(102,761.00)	0.00	0.00	(102,761.00)			
Total Revenue									(89,825.00)	0.00	0.00	(89,825.00)			
Expenditure															
Object 1120 TEACHER SALARIES - HOURLY															
04/16/2026	01	0000	0	1110	1000	1120	316	FREL	1,350.00	0.00	0.00	1,350.00	BT261360		BUDGET ADJUSTMENT
04/27/2026	01	0000	0	1110	1000	1120	008	FREL	(200.00)	0.00	0.00	1,150.00	BT261428		BUDGET ADJUSTMENT
04/29/2026	01	0000	0	1110	1000	1120	314	FREL	(1,471.00)	0.00	0.00	(321.00)	BT261454		BUDGET ADJUSTMENT
Total Object 1120 TEACHER SALARIES - HOURLY									(321.00)	0.00	0.00	(321.00)			
Object 1140 TEACHER SALARIES - SUBSTITUTES															
04/17/2026	01	0000	0	1110	1000	1140	316	GEN	1,100.00	0.00	0.00	1,100.00	BT261378		BUDGET ADJUSTMENT
Total Object 1140 TEACHER SALARIES - SUBSTITUTES									1,100.00	0.00	0.00	1,100.00			
Object 2140 CLASS INSTR AIDE - SUBSTITUTES															
04/16/2026	01	0000	0	1110	1000	2140	017	GEN	(200.00)	0.00	0.00	(200.00)	BT261361		BUDGET ADJUSTMENT
04/16/2026	01	0000	0	1110	1000	2140	017	GEN	(500.00)	0.00	0.00	(700.00)	BT261362		BUDGET ADJUSTMENT
Total Object 2140 CLASS INSTR AIDE - SUBSTITUTES									(700.00)	0.00	0.00	(700.00)			

Criteria: Report Type = Detail; Budget Status = Revised; Running Balance = Yes; Default Column Order = No; Include GL Status = Pended,Encumbered,PreEncumberd; Sort/Group = Fund,Resource,Object; Page Break by = Major Range; Fund = 01; Reference = BT*; Suppress Net Zero Accounts = Yes; Display Columns FTR = GL Status

Run: 5/6/2026 3:59 PM Copyright © 1998 The California Educational Computer Consortium Joint Powers Authority. All Rights Reserved.

BEST NET CONSORTIUM
18 - Etiwanda School District
Financial Activity Report - Detail (From: 4/1/2026 To: 4/30/2026)

Effective Date	Fu	Rs	Y	Goal	Func	Obj	Sch	Mgmt	Revised Budget	Actual Activity	Pre/Encumbered Pended Activity	Running Balance	Reference	Use Tax	Description/ Vendor Name
Fund 01 GENERAL FUND															
Resource 0000 NO REPORTING REQUIRMENTS															
Expenditure															
Object 2920 CAMPUS SUPPORT - XTRA A															
04/22/2026	01	0000	0	1110	1000	2920	700	GEN	(60,000.00)	0.00	0.00	(60,000.00)	BT261403		BUDGET ADJUSTMENT
Total Object 2920 CAMPUS SUPPORT - XTRA A									(60,000.00)	0.00	0.00	(60,000.00)			
Object 3101 STRS - CERT.															
04/20/2026	01	0000	0	1110	1000	3101	008	FREL	(425.00)	0.00	0.00	(425.00)	BT261394		BUDGET ADJUSTMENT
Total Object 3101 STRS - CERT.									(425.00)	0.00	0.00	(425.00)			
Object 3202 PERS - CLASS.															
04/07/2026	01	0000	0	1110	1000	3202	009	GEN	50.00	0.00	0.00	50.00	BT261284		BUDGET ADJUSTMENT
Total Object 3202 PERS - CLASS.									50.00	0.00	0.00	50.00			
Object 3331 MEDICARE - CERT.															
04/16/2026	01	0000	0	1110	1000	3331	316	FREL	23.00	0.00	0.00	23.00	BT261360		BUDGET ADJUSTMENT
Total Object 3331 MEDICARE - CERT.									23.00	0.00	0.00	23.00			
Object 3351 PARS - CERT.															
04/16/2026	01	0000	0	1110	1000	3351	316	FREL	16.00	0.00	0.00	16.00	BT261360		BUDGET ADJUSTMENT
Total Object 3351 PARS - CERT.									16.00	0.00	0.00	16.00			
Object 4210 OTHER BOOKS															
04/13/2026	01	0000	0	1110	1000	4210	010	FREL	1,200.00	0.00	0.00	1,200.00	BT261317		BUDGET ADJUSTMENT
04/16/2026	01	0000	0	1110	1000	4210	017	GEN	(500.00)	0.00	0.00	700.00	BT261369		BUDGET ADJUSTMENT
04/24/2026	01	0000	0	0000	3900	4210	700	INST	(1,031.00)	0.00	0.00	(331.00)	BT261414		BUDGET ADJUSTMENT
Total Object 4210 OTHER BOOKS									(331.00)	0.00	0.00	(331.00)			
Object 4310 INSTR MATERIALS & SUPPLIES															
04/06/2026	01	0000	0	1110	1000	4310	018	GEN	(3,200.00)	0.00	0.00	(3,200.00)	BT261273		BUDGET ADJUSTMENT
04/06/2026	01	0000	0	1110	1000	4310	009	GEN	(500.00)	0.00	0.00	(3,700.00)	BT261274		BUDGET ADJUSTMENT
04/07/2026	01	0000	0	1110	1000	4310	010	GEN	(500.00)	0.00	0.00	(4,200.00)	BT261279		BUDGET ADJUSTMENT
04/07/2026	01	0000	0	1110	1000	4310	303	GEN	(600.00)	0.00	0.00	(4,800.00)	BT261280		BUDGET ADJUSTMENT
04/07/2026	01	0000	0	1110	1000	4310	011	GEN	(3,000.00)	0.00	0.00	(7,800.00)	BT261283		BUDGET ADJUSTMENT
04/07/2026	01	0000	0	1110	1000	4310	009	GEN	(50.00)	0.00	0.00	(7,850.00)	BT261284		BUDGET ADJUSTMENT

Criteria: Report Type = Detail; Budget Status = Revised; Running Balance = Yes; Default Column Order = No; Include GL Status = Pended,Encumbered,PreEncumberd; Sort/Group = Fund,Resource,Object; Page Break by = Major Range; Fund = 01; Reference = BT*; Suppress Net Zero Accounts = Yes; Display Columns FTR = GL Status

Run: 5/6/2026 3:59 PM Copyright © 1998 The California Educational Computer Consortium Joint Powers Authority. All Rights Reserved.

BEST NET CONSORTIUM
18 - Etiwanda School District
Financial Activity Report - Detail (From: 4/1/2026 To: 4/30/2026)

Effective Date	Fu	Rs	Y	Goal	Func	Obj	Sch	Mgmt	Revised Budget	Actual Activity	Pre/Encumbered Pended Activity	Running Balance	Reference	Use Tax	Description/ Vendor Name
Fund 01 GENERAL FUND															
Resource 0000 NO REPORTING REQUIRMENTS															
Expenditure															
Object 4310 INSTR MATERIALS & SUPPLIES															
04/09/2026	01	0000	0	1110	1000	4310	015	GEN	(50.00)	0.00	0.00	(7,900.00)	BT261292		BUDGET ADJUSTMENT
04/09/2026	01	0000	0	1110	1000	4310	314	DONA	(157.00)	0.00	0.00	(8,057.00)	BT261293		BUDGET ADJUSTMENT
04/09/2026	01	0000	0	1110	1000	4310	700	AAAC	750.00	0.00	0.00	(7,307.00)	BT261297		BUDGET ADJUSTMENT
04/09/2026	01	0000	0	1110	1000	4310	015	DONA	(350.00)	0.00	0.00	(7,657.00)	BT261298		BUDGET ADJUSTMENT
04/13/2026	01	0000	0	1110	1000	4310	017	GEN	(7,800.00)	0.00	0.00	(15,457.00)	BT261310		BUDGET ADJUSTMENT
04/13/2026	01	0000	0	1110	1000	4310	008	GEN	(300.00)	0.00	0.00	(15,757.00)	BT261312		BUDGET ADJUSTMENT
04/13/2026	01	0000	0	1110	1000	4310	007	GEN	(500.00)	0.00	0.00	(16,257.00)	BT261316		BUDGET ADJUSTMENT
04/13/2026	01	0000	0	1110	1000	4310	010	FREL	(1,200.00)	0.00	0.00	(17,457.00)	BT261317		BUDGET ADJUSTMENT
04/13/2026	01	0000	0	1110	1000	4310	008	FREL	2,000.00	0.00	0.00	(15,457.00)	BT261320		BUDGET ADJUSTMENT
04/13/2026	01	0000	0	1110	1000	4310	011	GEN	(1,900.00)	0.00	0.00	(17,357.00)	BT261321		BUDGET ADJUSTMENT
04/13/2026	01	0000	0	1110	1000	4310	700	INST	(300.00)	0.00	0.00	(17,657.00)	BT261342		BUDGET ADJUSTMENT
04/13/2026	01	0000	0	1110	1000	4310	015	GEN	(2,361.00)	0.00	0.00	(20,018.00)	BT261343		BUDGET ADJUSTMENT
04/13/2026	01	0000	0	1110	1000	4310	009	GEN	(5,500.00)	0.00	0.00	(25,518.00)	BT261345		BUDGET ADJUSTMENT
04/15/2026	01	0000	0	1110	1000	4310	012	GEN	(900.00)	0.00	0.00	(26,418.00)	BT261355		BUDGET ADJUSTMENT
04/15/2026	01	0000	0	1110	1000	4310	010	GEN	(3,000.00)	0.00	0.00	(29,418.00)	BT261356		BUDGET ADJUSTMENT
04/16/2026	01	0000	0	1110	1000	4310	006	GEN	(230.00)	0.00	0.00	(29,648.00)	BT261359		BUDGET ADJUSTMENT01
04/16/2026	01	0000	0	1110	1000	4310	314	DONA	(10,090.00)	0.00	0.00	(39,738.00)	BT261364		BUDGET ADJUSTMENT
04/16/2026	01	0000	0	1110	1000	4310	009	GEN	(1,000.00)	0.00	0.00	(40,738.00)	BT261367		BUDGET ADJUSTMENT
04/16/2026	01	0000	0	1110	1000	4310	006	GEN	(50.00)	0.00	0.00	(40,788.00)	BT261372		BUDGET ADJUSTMENT
04/16/2026	01	0000	0	1110	1000	4310	007	GEN	(2,100.00)	0.00	0.00	(42,888.00)	BT261373		BUDGET ADJUSTMENT
04/16/2026	01	0000	0	1110	1000	4310	018	GEN	(300.00)	0.00	0.00	(43,188.00)	BT261374		BUDGET ADJUSTMENT
04/16/2026	01	0000	0	1110	1000	4310	018	GEN	(500.00)	0.00	0.00	(43,688.00)	BT261375		BUDGET ADJUSTMENT
04/17/2026	01	0000	0	1110	1000	4310	011	GEN	(846.00)	0.00	0.00	(44,534.00)	BT261376		BUDGET ADJUSTMENT
04/20/2026	01	0000	0	1110	1000	4310	011	DONA	500.00	0.00	0.00	(44,034.00)	BT261382		BUDGET ADJUSTMENT
04/20/2026	01	0000	0	1110	1000	4310	006	DONA	225.00	0.00	0.00	(43,809.00)	BT261383		BUDGET ADJUSTMENT
04/20/2026	01	0000	0	1110	1000	4310	303	DONA	538.00	0.00	0.00	(43,271.00)	BT261383		BUDGET ADJUSTMENT
04/20/2026	01	0000	0	1110	1000	4310	700	INST	(10,000.00)	0.00	0.00	(53,271.00)	BT261388		BUDGET ADJUSTMENT
04/20/2026	01	0000	0	1110	1000	4310	008	FREL	1,075.00	0.00	0.00	(52,196.00)	BT261394		BUDGET ADJUSTMENT

Criteria: Report Type = Detail; Budget Status = Revised; Running Balance = Yes; Default Column Order = No; Include GL Status = Pended,Encumbered,PreEncumberd; Sort/Group = Fund,Resource,Object; Page Break by = Major Range; Fund = 01; Reference = BT*; Suppress Net Zero Accounts = Yes; Display Columns FTR = GL Status

Run: 5/6/2026 3:59 PM Copyright © 1998 The California Educational Computer Consortium Joint Powers Authority. All Rights Reserved.

BEST NET CONSORTIUM
18 - Etiwanda School District
Financial Activity Report - Detail (From: 4/1/2026 To: 4/30/2026)

Effective Date	Fu	Rs	Y	Goal	Func	Obj	Sch	Mgmt	Revised Budget	Actual Activity	Pre/Encumbered Pended Activity	Running Balance	Reference	Use Tax	Description/ Vendor Name
Fund 01 GENERAL FUND															
Resource 0000 NO REPORTING REQUIRMENTS															
Expenditure															
Object 4310 INSTR MATERIALS & SUPPLIES															
04/21/2026	01	0000	0	1110	1000	4310	017	GEN	(575.00)	0.00	0.00	(52,771.00)	BT261395		BUDGET ADJUSTMENT
04/21/2026	01	0000	0	1110	1000	4310	316	FREL	(2,782.00)	0.00	0.00	(55,553.00)	BT261397		BUDGET ADJUSTMENT
04/21/2026	01	0000	0	1110	1000	4310	316	DONA	(3,379.00)	0.00	0.00	(58,932.00)	BT261398		BUDGET ADJUSTMENT
04/21/2026	01	0000	0	1110	1000	4310	008	GEN	(100.00)	0.00	0.00	(59,032.00)	BT261399		BUDGET ADJUSTMENT
04/23/2026	01	0000	0	1110	1000	4310	010	GEN	(1,000.00)	0.00	0.00	(60,032.00)	BT261408		BUDGET ADJUSTMENT
04/23/2026	01	0000	0	1110	1000	4310	013	GEN	500.00	0.00	0.00	(59,532.00)	BT261409		BUDGET ADJUSTMENT
04/23/2026	01	0000	0	1110	1000	4310	010	GEN	(750.00)	0.00	0.00	(60,282.00)	BT261410		BUDGET ADJUSTMENT
04/23/2026	01	0000	0	1110	1000	4310	015	GEN	(500.00)	0.00	0.00	(60,782.00)	BT261411		BUDGET ADJUSTMENT
04/23/2026	01	0000	0	1110	1000	4310	006	DONA	(200.00)	0.00	0.00	(60,982.00)	BT261413		BUDGET ADJUSTMENT
04/23/2026	01	0000	0	1110	1000	4310	006	GEN	(30.00)	0.00	0.00	(61,012.00)	BT261413		BUDGET ADJUSTMENT
04/24/2026	01	0000	0	1110	1000	4310	700	INST	(106.00)	0.00	0.00	(61,118.00)	BT261414		BUDGET ADJUSTMENT
04/24/2026	01	0000	0	1110	1000	4310	316	DONA	(2,272.00)	0.00	0.00	(63,390.00)	BT261416		BUDGET ADJUSTMENT
04/24/2026	01	0000	0	1110	1000	4310	700	INST	(115.00)	0.00	0.00	(63,505.00)	BT261417		BUDGET ADJUSTMENT
04/24/2026	01	0000	0	1110	1000	4310	005	GEN	(735.00)	0.00	0.00	(64,240.00)	BT261419		BUDGET ADJUSTMENT
04/27/2026	01	0000	0	1110	1000	4310	008	FREL	200.00	0.00	0.00	(64,040.00)	BT261428		BUDGET ADJUSTMENT
04/27/2026	01	0000	0	1110	1000	4310	005	GEN	(500.00)	0.00	0.00	(64,540.00)	BT261434		BUDGET ADJUSTMENT
04/28/2026	01	0000	0	1110	1000	4310	015	DONA	(1,181.00)	0.00	0.00	(65,721.00)	BT261446		BUDGET ADJUSTMENT
04/28/2026	01	0000	0	1110	1000	4310	015	DONA	(646.00)	0.00	0.00	(66,367.00)	BT261447		BUDGET ADJUSTMENT
04/29/2026	01	0000	0	1110	1000	4310	008	GEN	(650.00)	0.00	0.00	(67,017.00)	BT261450		BUDGET ADJUSTMENT
04/29/2026	01	0000	0	1110	1000	4310	314	DONA	(8,375.00)	0.00	0.00	(75,392.00)	BT261453		BUDGET ADJUSTMENT
04/29/2026	01	0000	0	1110	1000	4310	314	GEN	(8,375.00)	0.00	0.00	(83,767.00)	BT261453		BUDGET ADJUSTMENT
04/29/2026	01	0000	0	1110	1000	4310	314	FREL	1,471.00	0.00	0.00	(82,296.00)	BT261454		BUDGET ADJUSTMENT
04/29/2026	01	0000	0	1110	1000	4310	018	GEN	(120.00)	0.00	0.00	(82,416.00)	BT261458		BUDGET ADJUSTMENT
04/29/2026	01	0000	0	1110	1000	4310	005	FREL	500.00	0.00	0.00	(81,916.00)	BT261460		BUDGET ADJUSTMENT
04/30/2026	01	0000	0	1110	1000	4310	009	GEN	(2,000.00)	0.00	0.00	(83,916.00)	BT261467		BUDGET ADJUSTMENT
Total Object 4310 INSTR MATERIALS & SUPPLIES									(83,916.00)	0.00	0.00	(83,916.00)			
Object 4330 STAFF MTG REFRESHMENTS SNACKS															
04/13/2026	01	0000	0	1110	1000	4330	700	AAAC	(475.00)	0.00	0.00	(475.00)	BT261324		BUDGET ADJUSTMENT

Criteria: Report Type = Detail; Budget Status = Revised; Running Balance = Yes; Default Column Order = No; Include GL Status = Pended,Encumbered,PreEncumberd; Sort/Group = Fund,Resource,Object; Page Break by = Major Range; Fund = 01; Reference = BT*; Suppress Net Zero Accounts = Yes; Display Columns FTR = GL Status

Run: 5/6/2026 3:59 PM Copyright © 1998 The California Educational Computer Consortium Joint Powers Authority. All Rights Reserved.

BEST NET CONSORTIUM
18 - Etiwanda School District
Financial Activity Report - Detail (From: 4/1/2026 To: 4/30/2026)

Effective Date	Fu	Rs	Y	Goal	Func	Obj	Sch	Mgmt	Revised Budget	Actual Activity	Pre/Encumbered Pended Activity	Running Balance	Reference	Use Tax	Description/ Vendor Name
Fund 01 GENERAL FUND															
Resource 0000 NO REPORTING REQUIRMENTS															
Expenditure															
Object 4330 STAFF MTG REFRESHMENTS SNACKS															
04/16/2026	01	0000	0	1110	1000	4330	006	GEN	200.00	0.00	0.00	(275.00)	BT261359		BUDGET ADJUSTMENT01
04/16/2026	01	0000	0	0000	2700	4330	017	GEN	500.00	0.00	0.00	225.00	BT261369		BUDGET ADJUSTMENT
04/21/2026	01	0000	0	1110	1000	4330	008	GEN	100.00	0.00	0.00	325.00	BT261399		BUDGET ADJUSTMENT
04/24/2026	01	0000	0	0000	3900	4330	700	INST	500.00	0.00	0.00	825.00	BT261414		BUDGET ADJUSTMENT
Total Object 4330 STAFF MTG REFRESHMENTS SNACKS									825.00	0.00	0.00	825.00			
Object 4334 COMMUNITY ENGAGEMENT REFRESHMENTS SNACKS															
04/13/2026	01	0000	0	1110	1000	4334	700	AAAC	150.00	0.00	0.00	150.00	BT261324		BUDGET ADJUSTMENT
04/13/2026	01	0000	0	1110	1000	4334	700	INST	130.00	0.00	0.00	280.00	BT261342		BUDGET ADJUSTMENT
04/21/2026	01	0000	0	1110	1000	4334	017	GEN	575.00	0.00	0.00	855.00	BT261395		BUDGET ADJUSTMENT
04/29/2026	01	0000	0	1110	1000	4334	008	GEN	150.00	0.00	0.00	1,005.00	BT261450		BUDGET ADJUSTMENT
Total Object 4334 COMMUNITY ENGAGEMENT REFRESHMENTS SNACKS									1,005.00	0.00	0.00	1,005.00			
Object 4340 COMPUTER SUPPLIES															
04/06/2026	01	0000	0	1110	1000	4340	013	GEN	(4,000.00)	0.00	0.00	(4,000.00)	BT261272		BUDGET ADJUSTMENT
04/13/2026	01	0000	0	0000	7100	4340	700	SUPT	682.00	0.00	0.00	(3,318.00)	BT261315		BUDGET ADJUSTMENT
04/16/2026	01	0000	0	0000	3140	4340	700	NRSE	(305.00)	0.00	0.00	(3,623.00)	BT261358		BUDGET ADJUSTMENT
04/16/2026	01	0000	0	1110	1000	4340	007	GEN	2,100.00	0.00	0.00	(1,523.00)	BT261373		BUDGET ADJUSTMENT
04/20/2026	01	0000	0	1110	1000	4340	700	INST	10,000.00	0.00	0.00	8,477.00	BT261388		BUDGET ADJUSTMENT
04/21/2026	01	0000	0	0000	8100	4340	700	OPER	(6,000.00)	0.00	0.00	2,477.00	BT261400		BUDGET ADJUSTMENT
04/23/2026	01	0000	0	1110	1000	4340	013	GEN	(1,500.00)	0.00	0.00	977.00	BT261409		BUDGET ADJUSTMENT
04/27/2026	01	0000	0	1110	1000	4340	700	INST	(4,250.00)	0.00	0.00	(3,273.00)	BT261422		BUDGET ADJUSTMENT
04/27/2026	01	0000	0	1110	1000	4340	316	FREL	3,934.00	0.00	0.00	661.00	BT261423		BUDGET ADJUSTMENT
04/27/2026	01	0000	0	1110	1000	4340	316	DONA	8,382.00	0.00	0.00	9,043.00	BT261424		BUDGET ADJUSTMENT
04/27/2026	01	0000	0	1110	1000	4340	018	GEN	(1,466.00)	0.00	0.00	7,577.00	BT261425		BUDGET ADJUSTMENT
Total Object 4340 COMPUTER SUPPLIES									7,577.00	0.00	0.00	7,577.00			
Object 4350 OFFICE SUPPLIES															
04/09/2026	01	0000	0	0000	7200	4350	700	DIST	3,375.00	0.00	0.00	3,375.00	BT261291		BUDGET ADJUSTMENT
04/15/2026	01	0000	0	0000	2700	4350	012	GEN	(1,379.00)	0.00	0.00	1,996.00	BT261355		BUDGET ADJUSTMENT

Criteria: Report Type = Detail; Budget Status = Revised; Running Balance = Yes; Default Column Order = No; Include GL Status = Pended,Encumbered,PreEncumberd; Sort/Group = Fund,Resource,Object; Page Break by = Major Range; Fund = 01; Reference = BT*; Suppress Net Zero Accounts = Yes; Display Columns FTR = GL Status

Run: 5/6/2026 3:59 PM Copyright © 1998 The California Educational Computer Consortium Joint Powers Authority. All Rights Reserved.

BEST NET CONSORTIUM
18 - Etiwanda School District
Financial Activity Report - Detail (From: 4/1/2026 To: 4/30/2026)

Effective Date	Fu	Rs	Y	Goal	Func	Obj	Sch	Mgmt	Revised Budget	Actual Activity	Pre/Encumbered Pended Activity	Running Balance	Reference	Use Tax	Description/ Vendor Name
Fund 01 GENERAL FUND															
Resource 0000 NO REPORTING REQUIRMENTS															
Expenditure															
Object 4350 OFFICE SUPPLIES															
04/17/2026	01	0000	0	0000	2700	4350	316	GEN	(1,100.00)	0.00	0.00	896.00	BT261378		BUDGET ADJUSTMENT
04/23/2026	01	0000	0	0000	2700	4350	013	GEN	500.00	0.00	0.00	1,396.00	BT261409		BUDGET ADJUSTMENT
04/23/2026	01	0000	0	0000	2700	4350	015	GEN	500.00	0.00	0.00	1,896.00	BT261411		BUDGET ADJUSTMENT
Total Object 4350 OFFICE SUPPLIES									1,896.00	0.00	0.00	1,896.00			
Object 4370 CUSTODIAL/OPERATIONS SUPPLIES															
04/06/2026	01	0000	0	0000	8100	4370	013	GEN	4,000.00	0.00	0.00	4,000.00	BT261272		BUDGET ADJUSTMENT
04/06/2026	01	0000	0	0000	8100	4370	018	GEN	3,200.00	0.00	0.00	7,200.00	BT261273		BUDGET ADJUSTMENT
04/07/2026	01	0000	0	0000	8100	4370	011	GEN	3,000.00	0.00	0.00	10,200.00	BT261283		BUDGET ADJUSTMENT
04/13/2026	01	0000	0	0000	8100	4370	015	GEN	2,361.00	0.00	0.00	12,561.00	BT261343		BUDGET ADJUSTMENT
04/13/2026	01	0000	0	0000	8100	4370	009	GEN	5,500.00	0.00	0.00	18,061.00	BT261345		BUDGET ADJUSTMENT
04/15/2026	01	0000	0	0000	8100	4370	012	GEN	2,279.00	0.00	0.00	20,340.00	BT261355		BUDGET ADJUSTMENT
04/15/2026	01	0000	0	0000	8100	4370	010	GEN	3,000.00	0.00	0.00	23,340.00	BT261356		BUDGET ADJUSTMENT
04/21/2026	01	0000	0	0000	8100	4370	700	OPER	6,000.00	0.00	0.00	29,340.00	BT261400		BUDGET ADJUSTMENT
04/23/2026	01	0000	0	0000	8100	4370	302	GEN	3,000.00	0.00	0.00	32,340.00	BT261407		BUDGET ADJUSTMENT
04/23/2026	01	0000	0	0000	8100	4370	013	GEN	500.00	0.00	0.00	32,840.00	BT261409		BUDGET ADJUSTMENT
04/29/2026	01	0000	0	0000	8100	4370	008	GEN	500.00	0.00	0.00	33,340.00	BT261450		BUDGET ADJUSTMENT
Total Object 4370 CUSTODIAL/OPERATIONS SUPPLIES									33,340.00	0.00	0.00	33,340.00			
Object 4380 MAINTENANCE SUPPLIES															
04/30/2026	01	0000	0	0000	3600	4380	700	TRAN	5,000.00	0.00	0.00	5,000.00	BT261466		BUDGET ADJUSTMENT
Total Object 4380 MAINTENANCE SUPPLIES									5,000.00	0.00	0.00	5,000.00			
Object 4390 OTHER SUPPLIES															
04/03/2026	01	0000	0	0000	3140	4390	700	NRSE	(100.00)	0.00	0.00	(100.00)	BT261268		BUDGET ADJUSTMENT
04/16/2026	01	0000	0	0000	3140	4390	700	NRSE	1,050.00	0.00	0.00	950.00	BT261365		BUDGET ADJUSTMENT
04/16/2026	01	0000	0	1110	1000	4390	017	GEN	(500.00)	0.00	0.00	450.00	BT261369		BUDGET ADJUSTMENT
04/20/2026	01	0000	0	1110	1000	4390	017	DONA	1,254.00	0.00	0.00	1,704.00	BT261383		BUDGET ADJUSTMENT
04/23/2026	01	0000	0	1110	1000	4390	006	DONA	200.00	0.00	0.00	1,904.00	BT261413		BUDGET ADJUSTMENT

Criteria: Report Type = Detail; Budget Status = Revised; Running Balance = Yes; Default Column Order = No; Include GL Status = Pended,Encumbered,PreEncumberd; Sort/Group = Fund,Resource,Object; Page Break by = Major Range; Fund = 01; Reference = BT*; Suppress Net Zero Accounts = Yes; Display Columns FTR = GL Status

Run: 5/6/2026 3:59 PM Copyright © 1998 The California Educational Computer Consortium Joint Powers Authority. All Rights Reserved.

BEST NET CONSORTIUM
18 - Etiwanda School District
Financial Activity Report - Detail (From: 4/1/2026 To: 4/30/2026)

Effective Date	Fu	Rs	Y	Goal	Func	Obj	Sch	Mgmt	Revised Budget	Actual Activity	Pre/Encumbered Pended Activity	Running Balance	Reference	Use Tax	Description/ Vendor Name
Fund 01 GENERAL FUND															
Resource 0000 NO REPORTING REQUIRMENTS															
Expenditure															
Object 4390 OTHER SUPPLIES															
04/28/2026	01	0000	0	1110	1000	4390	302	GEN	(500.00)	0.00	0.00	1,404.00	BT261449		BUDGET ADJUSTMENT
Total Object 4390 OTHER SUPPLIES									1,404.00	0.00	0.00	1,404.00			
Object 4410 INSTR INV SUPPLIES															
04/21/2026	01	0000	0	1110	1000	4410	316	DONA	(5,800.00)	0.00	0.00	(5,800.00)	BT261398		BUDGET ADJUSTMENT
Total Object 4410 INSTR INV SUPPLIES									(5,800.00)	0.00	0.00	(5,800.00)			
Object 4440 COMPUTER INV SUPPLIES															
04/09/2026	01	0000	0	0000	7200	4440	700	TECH	(100.00)	0.00	0.00	(100.00)	BT261296		BUDGET ADJUSTMENT
04/13/2026	01	0000	0	1110	1000	4440	017	GEN	7,800.00	0.00	0.00	7,700.00	BT261310		BUDGET ADJUSTMENT
04/16/2026	01	0000	0	1110	1000	4440	017	GEN	500.00	0.00	0.00	8,200.00	BT261362		BUDGET ADJUSTMENT
04/16/2026	01	0000	0	0000	3140	4440	700	NRSE	(1,050.00)	0.00	0.00	7,150.00	BT261365		BUDGET ADJUSTMENT
04/20/2026	01	0000	0	1110	1000	4440	017	DONA	10,000.00	0.00	0.00	17,150.00	BT261381		BUDGET ADJUSTMENT
04/21/2026	01	0000	0	1110	1000	4440	316	FREL	3,934.00	0.00	0.00	21,084.00	BT261397		BUDGET ADJUSTMENT
04/21/2026	01	0000	0	1110	1000	4440	316	DONA	9,179.00	0.00	0.00	30,263.00	BT261398		BUDGET ADJUSTMENT
04/27/2026	01	0000	0	1110	1000	4440	700	INST	4,250.00	0.00	0.00	34,513.00	BT261422		BUDGET ADJUSTMENT
04/27/2026	01	0000	0	1110	1000	4440	316	FREL	(3,934.00)	0.00	0.00	30,579.00	BT261423		BUDGET ADJUSTMENT
04/27/2026	01	0000	0	1110	1000	4440	316	DONA	(8,382.00)	0.00	0.00	22,197.00	BT261424		BUDGET ADJUSTMENT
Total Object 4440 COMPUTER INV SUPPLIES									22,197.00	0.00	0.00	22,197.00			
Object 5200 TRAVEL & CONFERENCES															
04/03/2026	01	0000	0	0000	3140	5200	700	NRSE	100.00	0.00	0.00	100.00	BT261268		BUDGET ADJUSTMENT
04/07/2026	01	0000	0	0000	7200	5200	700	DIST	(300.00)	0.00	0.00	(200.00)	BT261278		BUDGET ADJUSTMENT
04/07/2026	01	0000	0	0000	7400	5200	700	DIST	300.00	0.00	0.00	100.00	BT261278		BUDGET ADJUSTMENT
04/07/2026	01	0000	0	0000	7200	5200	700	DIST	(1,200.00)	0.00	0.00	(1,100.00)	BT261282		BUDGET ADJUSTMENT
04/07/2026	01	0000	0	0000	7400	5200	700	DIST	1,200.00	0.00	0.00	100.00	BT261282		BUDGET ADJUSTMENT
04/24/2026	01	0000	0	1110	1000	5200	005	GEN	500.00	0.00	0.00	600.00	BT261419		BUDGET ADJUSTMENT
04/27/2026	01	0000	0	1110	1000	5200	005	GEN	500.00	0.00	0.00	1,100.00	BT261434		BUDGET ADJUSTMENT
Total Object 5200 TRAVEL & CONFERENCES									1,100.00	0.00	0.00	1,100.00			

Criteria: Report Type = Detail; Budget Status = Revised; Running Balance = Yes; Default Column Order = No; Include GL Status = Pended,Encumbered,PreEncumberd; Sort/Group = Fund,Resource,Object; Page Break by = Major Range; Fund = 01; Reference = BT*; Suppress Net Zero Accounts = Yes; Display Columns FTR = GL Status

Run: 5/6/2026 3:59 PM Copyright © 1998 The California Educational Computer Consortium Joint Powers Authority. All Rights Reserved.

BEST NET CONSORTIUM
18 - Etiwanda School District
Financial Activity Report - Detail (From: 4/1/2026 To: 4/30/2026)

Effective Date	Fu	Rs	Y	Goal	Func	Obj	Sch	Mgmt	Revised Budget	Actual Activity	Pre/Encumbered Pended Activity	Running Balance	Reference	Use Tax	Description/ Vendor Name
Fund 01 GENERAL FUND															
Resource 0000 NO REPORTING REQUIRMENTS															
Expenditure															
Object 5300 DUES & MEMBERSHIPS															
04/07/2026	01	0000	0	1110	1000	5300	010	GEN	500.00	0.00	0.00	500.00	BT261279		BUDGET ADJUSTMENT
04/07/2026	01	0000	0	1110	1000	5300	303	GEN	600.00	0.00	0.00	1,100.00	BT261280		BUDGET ADJUSTMENT
04/24/2026	01	0000	0	0000	8100	5300	700	OPER	1,066.00	0.00	0.00	2,166.00	BT261415		BUDGET ADJUSTMENT
Total Object 5300 DUES & MEMBERSHIPS									2,166.00	0.00	0.00	2,166.00			
Object 5450 INSURANCE															
04/15/2026	01	0000	0	0000	7200	5450	700	DIST	(140.00)	0.00	0.00	(140.00)	BT261350		BUDGET ADJUSTMENT
Total Object 5450 INSURANCE									(140.00)	0.00	0.00	(140.00)			
Object 5538 BOTTLED WATER SERVICE															
04/16/2026	01	0000	0	0000	8100	5538	017	GEN	200.00	0.00	0.00	200.00	BT261361		BUDGET ADJUSTMENT
04/16/2026	01	0000	0	0000	8100	5538	018	GEN	300.00	0.00	0.00	500.00	BT261374		BUDGET ADJUSTMENT
Total Object 5538 BOTTLED WATER SERVICE									500.00	0.00	0.00	500.00			
Object 5610 RENTALS AND LEASES															
04/07/2026	01	0000	0	1110	1000	5610	303	GEN	1,000.00	0.00	0.00	1,000.00	BT261286		BUDGET ADJUSTMENT
04/13/2026	01	0000	0	1110	1000	5610	011	GEN	1,059.00	0.00	0.00	2,059.00	BT261339		BUDGET ADJUSTMENT
04/29/2026	01	0000	0	0000	2700	5610	018	GEN	120.00	0.00	0.00	2,179.00	BT261458		BUDGET ADJUSTMENT
04/30/2026	01	0000	0	1110	1000	5610	009	GEN	2,000.00	0.00	0.00	4,179.00	BT261467		BUDGET ADJUSTMENT
Total Object 5610 RENTALS AND LEASES									4,179.00	0.00	0.00	4,179.00			
Object 5630 MAINTENANCE & REPAIRS															
04/07/2026	01	0000	0	1110	1000	5630	303	GEN	(1,000.00)	0.00	0.00	(1,000.00)	BT261286		BUDGET ADJUSTMENT
04/16/2026	01	0000	0	1110	1000	5630	006	GEN	50.00	0.00	0.00	(950.00)	BT261372		BUDGET ADJUSTMENT
04/16/2026	01	0000	0	1110	1000	5630	018	GEN	500.00	0.00	0.00	(450.00)	BT261375		BUDGET ADJUSTMENT
04/30/2026	01	0000	0	0000	3600	5630	700	TRAN	(5,000.00)	0.00	0.00	(5,450.00)	BT261466		BUDGET ADJUSTMENT
Total Object 5630 MAINTENANCE & REPAIRS									(5,450.00)	0.00	0.00	(5,450.00)			
Object 5640 COMPUTER/PRINTER REPAIRS															
04/13/2026	01	0000	0	1110	1000	5640	007	GEN	500.00	0.00	0.00	500.00	BT261316		BUDGET ADJUSTMENT
Total Object 5640 COMPUTER/PRINTER REPAIRS									500.00	0.00	0.00	500.00			

Criteria: Report Type = Detail; Budget Status = Revised; Running Balance = Yes; Default Column Order = No; Include GL Status = Pended,Encumbered,PreEncumberd; Sort/Group = Fund,Resource,Object; Page Break by = Major Range; Fund = 01; Reference = BT*; Suppress Net Zero Accounts = Yes; Display Columns FTR = GL Status

Run: 5/6/2026 3:59 PM Copyright © 1998 The California Educational Computer Consortium Joint Powers Authority. All Rights Reserved.

BEST NET CONSORTIUM
18 - Etiwanda School District
Financial Activity Report - Detail (From: 4/1/2026 To: 4/30/2026)

Effective Date	Fu	Rs	Y	Goal	Func	Obj	Sch	Mgmt	Revised Budget	Actual Activity	Pre/Encumbered Pended Activity	Running Balance	Reference	Use Tax	Description/ Vendor Name
Fund 01 GENERAL FUND															
Resource 0000 NO REPORTING REQUIRMENTS															
Expenditure															
Object 5710 FIELD TRIP BUSSING - DIR COSTS															
04/10/2026	01	0000	0	1110	1000	5710	700	TRAN	(335.00)	0.00	0.00	(335.00)	BT261309		BUDGET ADJUSTMENT
04/28/2026	01	0000	0	1110	1000	5710	015	DONA	1,181.00	0.00	0.00	846.00	BT261446		BUDGET ADJUSTMENT
04/28/2026	01	0000	0	1110	1000	5710	700	TRAN	(1,181.00)	0.00	0.00	(335.00)	BT261446		BUDGET ADJUSTMENT
04/28/2026	01	0000	0	1110	1000	5710	015	DONA	646.00	0.00	0.00	311.00	BT261447		BUDGET ADJUSTMENT
04/28/2026	01	0000	0	1110	1000	5710	700	TRAN	(646.00)	0.00	0.00	(335.00)	BT261447		BUDGET ADJUSTMENT
04/28/2026	01	0000	0	1110	1000	5710	700	TRAN	(536.00)	0.00	0.00	(871.00)	BT261448		BUDGET ADJUSTMENT
04/28/2026	01	0000	0	1110	1000	5710	302	GEN	500.00	0.00	0.00	(371.00)	BT261449		BUDGET ADJUSTMENT
04/28/2026	01	0000	0	1110	1000	5710	700	TRAN	(500.00)	0.00	0.00	(871.00)	BT261449		BUDGET ADJUSTMENT
Total Object 5710 FIELD TRIP BUSSING - DIR COSTS									(871.00)	0.00	0.00	(871.00)			
Object 5717 TECHNOLOGY - DIR COSTS															
04/07/2026	01	0000	0	1110	1000	5717	302	FREL	1,980.00	0.00	0.00	1,980.00	BT261281		BUDGET ADJUSTMENT
04/07/2026	01	0000	0	1110	1000	5717	700	TECH	(1,980.00)	0.00	0.00	0.00	BT261281		BUDGET ADJUSTMENT
04/13/2026	01	0000	0	1110	1000	5717	700	TECH	(2,272.00)	0.00	0.00	(2,272.00)	BT261341		BUDGET ADJUSTMENT
04/14/2026	01	0000	0	1110	1000	5717	700	TECH	(266.00)	0.00	0.00	(2,538.00)	BT261346		BUDGET ADJUSTMENT
04/16/2026	01	0000	0	0000	3140	5717	700	NRSE	305.00	0.00	0.00	(2,233.00)	BT261358		BUDGET ADJUSTMENT
04/16/2026	01	0000	0	1110	1000	5717	700	TECH	(305.00)	0.00	0.00	(2,538.00)	BT261358		BUDGET ADJUSTMENT
04/21/2026	01	0000	0	1110	1000	5717	700	TECH	(165.00)	0.00	0.00	(2,703.00)	BT261396		HOVER CAM FOR VAPA
04/23/2026	01	0000	0	1110	1000	5717	700	TECH	(89.00)	0.00	0.00	(2,792.00)	BT261405		BUDGET ADJUSTMENT - 1 SSD
04/24/2026	01	0000	0	1110	1000	5717	316	DONA	2,272.00	0.00	0.00	(520.00)	BT261416		BUDGET ADJUSTMENT
04/24/2026	01	0000	0	1110	1000	5717	700	TECH	(2,272.00)	0.00	0.00	(2,792.00)	BT261416		BUDGET ADJUSTMENT
04/27/2026	01	0000	0	1110	1000	5717	018	GEN	1,466.00	0.00	0.00	(1,326.00)	BT261425		BUDGET ADJUSTMENT
04/27/2026	01	0000	0	1110	1000	5717	700	TECH	(1,466.00)	0.00	0.00	(2,792.00)	BT261425		BUDGET ADJUSTMENT
Total Object 5717 TECHNOLOGY - DIR COSTS									(2,792.00)	0.00	0.00	(2,792.00)			
Object 5810 CONTRACTED SERVICES															
04/08/2026	01	0000	0	0000	7400	5810	700	DIST	(200,000.00)	0.00	0.00	(200,000.00)	BT261289		BUDGET ADJUSTMENT
04/08/2026	01	0000	0	0000	7400	5810	700	STAF	200,000.00	0.00	0.00	0.00	BT261289		BUDGET ADJUSTMENT
04/09/2026	01	0000	0	1110	1000	5810	314	DONA	157.00	0.00	0.00	157.00	BT261293		BUDGET ADJUSTMENT
04/09/2026	01	0000	0	1110	1000	5810	700	AAAC	(750.00)	0.00	0.00	(593.00)	BT261297		BUDGET ADJUSTMENT

Criteria: Report Type = Detail; Budget Status = Revised; Running Balance = Yes; Default Column Order = No; Include GL Status = Pended,Encumbered,PreEncumberd; Sort/Group = Fund,Resource,Object; Page Break by = Major Range; Fund = 01; Reference = BT*; Suppress Net Zero Accounts = Yes; Display Columns FTR = GL Status

Run: 5/6/2026 3:59 PM Copyright © 1998 The California Educational Computer Consortium Joint Powers Authority. All Rights Reserved.

BEST NET CONSORTIUM
18 - Etiwanda School District
Financial Activity Report - Detail (From: 4/1/2026 To: 4/30/2026)

Effective Date	Fu	Rs	Y	Goal	Func	Obj	Sch	Mgmt	Revised Budget	Actual Activity	Pre/Encumbered Pended Activity	Running Balance	Reference	Use Tax	Description/ Vendor Name
Fund 01 GENERAL FUND															
Resource 0000 NO REPORTING REQUIRMENTS															
Expenditure															
Object 5810 CONTRACTED SERVICES															
04/09/2026	01	0000	0	1110	1000	5810	015	DONA	350.00	0.00	0.00	(243.00)	BT261298		BUDGET ADJUSTMENT
04/13/2026	01	0000	0	1110	1000	5810	008	GEN	300.00	0.00	0.00	57.00	BT261312		BUDGET ADJUSTMENT
04/13/2026	01	0000	0	1110	1000	5810	011	GEN	1,900.00	0.00	0.00	1,957.00	BT261321		BUDGET ADJUSTMENT
04/13/2026	01	0000	0	1110	1000	5810	700	AAAC	(878.00)	0.00	0.00	1,079.00	BT261324		BUDGET ADJUSTMENT
04/13/2026	01	0000	0	1110	1000	5810	011	GEN	(1,059.00)	0.00	0.00	20.00	BT261339		BUDGET ADJUSTMENT
04/14/2026	01	0000	0	0000	7400	5810	700	STAF	200,000.00	0.00	0.00	200,020.00	BT261347		BUDGET ADJUSTMENT
04/20/2026	01	0000	0	0000	7400	5810	700	STAF	300,000.00	0.00	0.00	500,020.00	BT261390		BUDGET ADJUSTMENT
04/23/2026	01	0000	0	0000	8100	5810	010	GEN	750.00	0.00	0.00	500,770.00	BT261410		BUDGET ADJUSTMENT
04/27/2026	01	0000	0	8500	5000	5810	700	CARE	(500.00)	0.00	0.00	500,270.00	BT261426		BUDGET ADJUSTMENT
04/27/2026	01	0000	0	0000	8310	5810	010	GEN	1,000.00	0.00	0.00	501,270.00	BT261431		BUDGET ADJUSTMENT
04/28/2026	01	0000	0	1110	1000	5810	700	CAMP	(25,000.00)	0.00	0.00	476,270.00	BT261444		BUDGET ADJUSTMENT
04/29/2026	01	0000	0	1110	1000	5810	314	DONA	8,375.00	0.00	0.00	484,645.00	BT261453		BUDGET ADJUSTMENT
04/29/2026	01	0000	0	1110	1000	5810	314	GEN	8,375.00	0.00	0.00	493,020.00	BT261453		BUDGET ADJUSTMENT
Total Object 5810 CONTRACTED SERVICES									493,020.00	0.00	0.00	493,020.00			
Object 5820 LEGAL, AUDIT, & ELECTION COSTS															
04/09/2026	01	0000	0	0000	7100	5820	700	SUPT	(178.00)	0.00	0.00	(178.00)	BT261295		BUDGET ADJUSTMENT
04/13/2026	01	0000	0	0000	7100	5820	700	SUPT	(682.00)	0.00	0.00	(860.00)	BT261315		BUDGET ADJUSTMENT
04/22/2026	01	0000	0	0000	7200	5820	700	GEN	60,000.00	0.00	0.00	59,140.00	BT261403		ADDL LEGAL FEES
Total Object 5820 LEGAL, AUDIT, & ELECTION COSTS									59,140.00	0.00	0.00	59,140.00			
Object 5840 ONLINE SOFTWARE/TECH RELATED															
04/07/2026	01	0000	0	1110	1000	5840	302	FREL	(1,980.00)	0.00	0.00	(1,980.00)	BT261281		BUDGET ADJUSTMENT
04/09/2026	01	0000	0	0000	7200	5840	700	DIST	(3,375.00)	0.00	0.00	(5,355.00)	BT261291		BUDGET ADJUSTMENT
04/09/2026	01	0000	0	0000	7100	5840	700	SUPT	178.00	0.00	0.00	(5,177.00)	BT261295		BUDGET ADJUSTMENT
04/09/2026	01	0000	0	0000	7200	5840	700	TECH	100.00	0.00	0.00	(5,077.00)	BT261296		BUDGET ADJUSTMENT
04/13/2026	01	0000	0	1110	1000	5840	700	INST	(205.00)	0.00	0.00	(5,282.00)	BT261314		BUDGET ADJUSTMENT
04/13/2026	01	0000	0	1110	1000	5840	008	FREL	(2,000.00)	0.00	0.00	(7,282.00)	BT261320		BUDGET ADJUSTMENT
04/15/2026	01	0000	0	1110	1000	5840	700	INST	(14.00)	0.00	0.00	(7,296.00)	BT261349		BUDGET ADJUSTMENT
04/20/2026	01	0000	0	1110	1000	5840	700	INST	(300,000.00)	0.00	0.00	(307,296.00)	BT261390		BUDGET ADJUSTMENT

Criteria: Report Type = Detail; Budget Status = Revised; Running Balance = Yes; Default Column Order = No; Include GL Status = Pended,Encumbered,PreEncumberd; Sort/Group = Fund,Resource,Object; Page Break by = Major Range; Fund = 01; Reference = BT*; Suppress Net Zero Accounts = Yes; Display Columns FTR = GL Status

Run: 5/6/2026 3:59 PM Copyright © 1998 The California Educational Computer Consortium Joint Powers Authority. All Rights Reserved.

BEST NET CONSORTIUM
18 - Etiwanda School District
Financial Activity Report - Detail (From: 4/1/2026 To: 4/30/2026)

Effective Date	Fu	Rs	Y	Goal	Func	Obj	Sch	Mgmt	Revised Budget	Actual Activity	Pre/Encumbered Pended Activity	Running Balance	Reference	Use Tax	Description/ Vendor Name
Fund 01 GENERAL FUND															
Resource 0000 NO REPORTING REQUIRMENTS															
Expenditure															
Object 5840 ONLINE SOFTWARE/TECH RELATED															
04/20/2026	01	0000	0	1110	1000	5840	008	FREL	(650.00)	0.00	0.00	(307,946.00)	BT261394		BUDGET ADJUSTMENT
04/21/2026	01	0000	0	1110	1000	5840	316	FREL	(1,152.00)	0.00	0.00	(309,098.00)	BT261397		BUDGET ADJUSTMENT
04/24/2026	01	0000	0	0000	8100	5840	700	OPER	(1,066.00)	0.00	0.00	(310,164.00)	BT261415		BUDGET ADJUSTMENT
Total Object 5840 ONLINE SOFTWARE/TECH RELATED									(310,164.00)	0.00	0.00	(310,164.00)			
Object 5848 ONLINE TRAINING/CONFERENCE/WEBINAR															
04/16/2026	01	0000	0	1110	1000	5848	316	FREL	(1,350.00)	0.00	0.00	(1,350.00)	BT261360		BUDGET ADJUSTMENT
Total Object 5848 ONLINE TRAINING/CONFERENCE/WEBINAR									(1,350.00)	0.00	0.00	(1,350.00)			
Object 5852 STAFF MTG MEALS DINING															
04/16/2026	01	0000	0	1110	1000	5852	006	GEN	30.00	0.00	0.00	30.00	BT261359		BUDGET ADJUSTMENT01
04/16/2026	01	0000	0	1110	1000	5852	017	GEN	500.00	0.00	0.00	530.00	BT261369		BUDGET ADJUSTMENT
04/23/2026	01	0000	0	1110	1000	5852	010	GEN	1,000.00	0.00	0.00	1,530.00	BT261408		BUDGET ADJUSTMENT
04/27/2026	01	0000	0	8500	5000	5852	700	CARE	500.00	0.00	0.00	2,030.00	BT261426		BUDGET ADJUSTMENT
04/27/2026	01	0000	0	1110	1000	5852	010	GEN	(1,000.00)	0.00	0.00	1,030.00	BT261431		BUDGET ADJUSTMENT
Total Object 5852 STAFF MTG MEALS DINING									1,030.00	0.00	0.00	1,030.00			
Object 5853 STUDENT MEAL INCENTIVE/REWARDS															
04/09/2026	01	0000	0	1110	1000	5853	015	GEN	50.00	0.00	0.00	50.00	BT261292		BUDGET ADJUSTMENT
04/16/2026	01	0000	0	1110	1000	5853	316	FREL	(39.00)	0.00	0.00	11.00	BT261360		BUDGET ADJUSTMENT
04/16/2026	01	0000	0	1110	1000	5853	009	GEN	1,000.00	0.00	0.00	1,011.00	BT261367		BUDGET ADJUSTMENT
04/23/2026	01	0000	0	1110	1000	5853	006	GEN	30.00	0.00	0.00	1,041.00	BT261413		BUDGET ADJUSTMENT
04/29/2026	01	0000	0	1110	1000	5853	005	FREL	(500.00)	0.00	0.00	541.00	BT261460		BUDGET ADJUSTMENT
Total Object 5853 STUDENT MEAL INCENTIVE/REWARDS									541.00	0.00	0.00	541.00			
Object 5854 COMMUNITY ENGAGEMENT EVENT MEALS															
04/13/2026	01	0000	0	1110	1000	5854	700	AAAC	1,203.00	0.00	0.00	1,203.00	BT261324		BUDGET ADJUSTMENT
04/13/2026	01	0000	0	1110	1000	5854	700	INST	170.00	0.00	0.00	1,373.00	BT261342		BUDGET ADJUSTMENT
04/24/2026	01	0000	0	1110	1000	5854	700	INST	106.00	0.00	0.00	1,479.00	BT261414		BUDGET ADJUSTMENT
04/24/2026	01	0000	0	1110	1000	5854	700	INST	115.00	0.00	0.00	1,594.00	BT261417		BUDGET ADJUSTMENT
Total Object 5854 COMMUNITY ENGAGEMENT EVENT MEALS									1,594.00	0.00	0.00	1,594.00			

Criteria: Report Type = Detail; Budget Status = Revised; Running Balance = Yes; Default Column Order = No; Include GL Status = Pended,Encumbered,PreEncumberd; Sort/Group = Fund,Resource,Object; Page Break by = Major Range; Fund = 01; Reference = BT*; Suppress Net Zero Accounts = Yes; Display Columns FTR = GL Status

Run: 5/6/2026 3:59 PM Copyright © 1998 The California Educational Computer Consortium Joint Powers Authority. All Rights Reserved.

BEST NET CONSORTIUM
18 - Etiwanda School District
Financial Activity Report - Detail (From: 4/1/2026 To: 4/30/2026)

Effective Date	Fu	Rs	Y	Goal	Func	Obj	Sch	Mgmt	Revised Budget	Actual Activity	Pre/Encumbered Pended Activity	Running Balance	Reference	Use Tax	Description/ Vendor Name
Fund 01 GENERAL FUND															
Resource 0000 NO REPORTING REQUIRMENTS															
Expenditure															
Object 5880 OTHER ADMIN. CHARGES/FEES															
04/24/2026	01	0000	0	1110	1000	5880	005	GEN	235.00	0.00	0.00	235.00	BT261419		BUDGET ADJUSTMENT
Total Object 5880 OTHER ADMIN. CHARGES/FEES									235.00	0.00	0.00	235.00			
Object 5891 PRINTING SVCS/OUTSIDE VENDOR															
04/06/2026	01	0000	0	1110	1000	5891	009	GEN	500.00	0.00	0.00	500.00	BT261274		BUDGET ADJUSTMENT
04/13/2026	01	0000	0	1110	1000	5891	700	INST	205.00	0.00	0.00	705.00	BT261314		BUDGET ADJUSTMENT
04/15/2026	01	0000	0	1110	1000	5891	700	INST	14.00	0.00	0.00	719.00	BT261349		BUDGET ADJUSTMENT
04/16/2026	01	0000	0	1110	1000	5891	314	DONA	10,090.00	0.00	0.00	10,809.00	BT261364		BUDGET ADJUSTMENT
04/17/2026	01	0000	0	1110	1000	5891	011	GEN	846.00	0.00	0.00	11,655.00	BT261376		BUDGET ADJUSTMENT
04/23/2026	01	0000	0	1110	1000	5891	302	GEN	(3,000.00)	0.00	0.00	8,655.00	BT261407		BUDGET ADJUSTMENT
Total Object 5891 PRINTING SVCS/OUTSIDE VENDOR									8,655.00	0.00	0.00	8,655.00			
Object 5892 STAFF PRINTING SERVICES															
04/24/2026	01	0000	0	0000	3900	5892	700	INST	531.00	0.00	0.00	531.00	BT261414		BUDGET ADJUSTMENT
Total Object 5892 STAFF PRINTING SERVICES									531.00	0.00	0.00	531.00			
Object 5910 TELEPHONE															
04/15/2026	01	0000	0	0000	7200	5910	700	DIST	140.00	0.00	0.00	140.00	BT261350		BUDGET ADJUSTMENT
Total Object 5910 TELEPHONE									140.00	0.00	0.00	140.00			
Object 7310 INDIRECT COSTS															
04/29/2026	01	0000	0	0000	7210	7310	700	DIST	(60,000.00)	0.00	0.00	(60,000.00)	BT261452		BUDGET ADJUSTMENT
Total Object 7310 INDIRECT COSTS									(60,000.00)	0.00	0.00	(60,000.00)			
Total Expenditure									115,504.00	0.00	0.00	115,504.00			
Total Resource 0000 NO REPORTING REQUIRMENTS									(205,329.00)	0.00	0.00	(205,329.00)			
Resource 1100 STATE LOTTERY REVENUE															
Expenditure															
Object 4310 INSTR MATERIALS & SUPPLIES															
04/07/2026	01	1100	0	1110	1000	4310	010	LOTT	(350.00)	0.00	0.00	(350.00)	BT261285		BUDGET ADJUSTMENT
04/09/2026	01	1100	0	1110	1000	4310	700	DIST	910.00	0.00	0.00	560.00	BT261299		BUDGET ADJUSTMENT

Criteria: Report Type = Detail; Budget Status = Revised; Running Balance = Yes; Default Column Order = No; Include GL Status = Pended,Encumbered,PreEncumberd; Sort/Group = Fund,Resource,Object; Page Break by = Major Range; Fund = 01; Reference = BT*; Suppress Net Zero Accounts = Yes; Display Columns FTR = GL Status

Run: 5/6/2026 3:59 PM Copyright © 1998 The California Educational Computer Consortium Joint Powers Authority. All Rights Reserved.

BEST NET CONSORTIUM
18 - Etiwanda School District
Financial Activity Report - Detail (From: 4/1/2026 To: 4/30/2026)

Effective Date	Fu	Rs	Y	Goal	Func	Obj	Sch	Mgmt	Revised Budget	Actual Activity	Pre/Encumbered Pended Activity	Running Balance	Reference	Use Tax	Description/ Vendor Name
Fund 01 GENERAL FUND															
Resource 1100 STATE LOTTERY REVENUE															
Expenditure															
Object 4310 INSTR MATERIALS & SUPPLIES															
04/13/2026	01	1100	0	1110	1000	4310	010	LOTT	(1,400.00)	0.00	0.00	(840.00)	BT261318		BUDGET ADJUSTMENT
04/13/2026	01	1100	0	1110	1000	4310	009	LOTT	(2,272.00)	0.00	0.00	(3,112.00)	BT261341		BUDGET ADJUSTMENT
04/16/2026	01	1100	0	1110	1000	4310	009	LOTT	(300.00)	0.00	0.00	(3,412.00)	BT261368		BUDGET ADJUSTMENT
04/20/2026	01	1100	0	1110	1000	4310	803	BAND	(280.00)	0.00	0.00	(3,692.00)	BT261384		BUDGET ADJUSTMENT
04/20/2026	01	1100	0	1110	1000	4310	814	BAND	(250.00)	0.00	0.00	(3,942.00)	BT261386		BUDGET ADJUSTMENT
04/21/2026	01	1100	0	1110	1000	4310	010	LOTT	(1,400.00)	0.00	0.00	(5,342.00)	BT261401		BUDGET ADJUSTMENT
04/23/2026	01	1100	0	1110	1000	4310	010	LOTT	(300.00)	0.00	0.00	(5,642.00)	BT261412		BUDGET ADJUSTMENT
04/27/2026	01	1100	0	1110	1000	4310	302	LOTT	1,500.00	0.00	0.00	(4,142.00)	BT261432		BUDGET ADJUSTMENT
04/28/2026	01	1100	0	1110	1000	4310	013	LOTT	2,000.00	0.00	0.00	(2,142.00)	BT261443		BUDGET ADJUSTMENT
Total Object 4310 INSTR MATERIALS & SUPPLIES									(2,142.00)	0.00	0.00	(2,142.00)			
Object 4340 COMPUTER SUPPLIES															
04/07/2026	01	1100	0	1110	1000	4340	303	LOTT	6,000.00	0.00	0.00	6,000.00	BT261287		BUDGET ADJUSTMENT
04/13/2026	01	1100	0	1110	1000	4340	010	LOTT	1,400.00	0.00	0.00	7,400.00	BT261318		BUDGET ADJUSTMENT
Total Object 4340 COMPUTER SUPPLIES									7,400.00	0.00	0.00	7,400.00			
Object 4410 INSTR INV SUPPLIES															
04/20/2026	01	1100	0	1110	1000	4410	816	BAND	(250.00)	0.00	0.00	(250.00)	BT261387		BUDGET ADJUSTMENT
Total Object 4410 INSTR INV SUPPLIES									(250.00)	0.00	0.00	(250.00)			
Object 5610 RENTALS AND LEASES															
04/21/2026	01	1100	0	1110	1000	5610	010	LOTT	1,400.00	0.00	0.00	1,400.00	BT261401		BUDGET ADJUSTMENT
04/27/2026	01	1100	0	1110	1000	5610	302	LOTT	(450.00)	0.00	0.00	950.00	BT261429		BUDGET ADJUSTMENT
Total Object 5610 RENTALS AND LEASES									950.00	0.00	0.00	950.00			
Object 5630 MAINTENANCE & REPAIRS															
04/20/2026	01	1100	0	1110	1000	5630	802	BAND	(250.00)	0.00	0.00	(250.00)	BT261385		BUDGET ADJUSTMENT
Total Object 5630 MAINTENANCE & REPAIRS									(250.00)	0.00	0.00	(250.00)			
Object 5710 FIELD TRIP BUSSING - DIR COSTS															
04/28/2026	01	1100	0	1110	1000	5710	011	LOTT	536.00	0.00	0.00	536.00	BT261448		BUDGET ADJUSTMENT
Total Object 5710 FIELD TRIP BUSSING - DIR COSTS									536.00	0.00	0.00	536.00			

Criteria: Report Type = Detail; Budget Status = Revised; Running Balance = Yes; Default Column Order = No; Include GL Status = Pended,Encumbered,PreEncumberd; Sort/Group = Fund,Resource,Object; Page Break by = Major Range; Fund = 01; Reference = BT*; Suppress Net Zero Accounts = Yes; Display Columns FTR = GL Status

Run: 5/6/2026 3:59 PM Copyright © 1998 The California Educational Computer Consortium Joint Powers Authority. All Rights Reserved.

BEST NET CONSORTIUM
18 - Etiwanda School District
Financial Activity Report - Detail (From: 4/1/2026 To: 4/30/2026)

Effective Date	Fu	Rs	Y	Goal	Func	Obj	Sch	Mgmt	Revised Budget	Actual Activity	Pre/Encumbered Pended Activity	Running Balance	Reference	Use Tax	Description/ Vendor Name
Fund 01 GENERAL FUND															
Resource 1100 STATE LOTTERY REVENUE															
Expenditure															
Object 5717 TECHNOLOGY - DIR COSTS															
04/13/2026	01	1100	0	1110	1000	5717	009	LOTT	2,272.00	0.00	0.00	2,272.00	BT261341		BUDGET ADJUSTMENT
Total Object 5717 TECHNOLOGY - DIR COSTS									2,272.00	0.00	0.00	2,272.00			
Object 5810 CONTRACTED SERVICES															
04/28/2026	01	1100	0	1110	1000	5810	700	CAMP	(9,744.00)	0.00	0.00	(9,744.00)	BT261445		BUDGET ADJUSTMENT
Total Object 5810 CONTRACTED SERVICES									(9,744.00)	0.00	0.00	(9,744.00)			
Object 5840 ONLINE SOFTWARE/TECH RELATED															
04/07/2026	01	1100	0	1110	1000	5840	303	LOTT	(6,000.00)	0.00	0.00	(6,000.00)	BT261287		BUDGET ADJUSTMENT
04/09/2026	01	1100	0	1110	1000	5840	700	DIST	(910.00)	0.00	0.00	(6,910.00)	BT261299		BUDGET ADJUSTMENT
04/28/2026	01	1100	0	1110	1000	5840	011	LOTT	(536.00)	0.00	0.00	(7,446.00)	BT261448		BUDGET ADJUSTMENT
Total Object 5840 ONLINE SOFTWARE/TECH RELATED									(7,446.00)	0.00	0.00	(7,446.00)			
Object 5853 STUDENT MEAL INCENTIVE/REWARDS															
04/07/2026	01	1100	0	1110	1000	5853	010	LOTT	350.00	0.00	0.00	350.00	BT261285		BUDGET ADJUSTMENT
04/16/2026	01	1100	0	1110	1000	5853	009	LOTT	300.00	0.00	0.00	650.00	BT261368		BUDGET ADJUSTMENT
04/27/2026	01	1100	0	1110	1000	5853	302	LOTT	450.00	0.00	0.00	1,100.00	BT261429		BUDGET ADJUSTMENT
04/27/2026	01	1100	0	1110	1000	5853	302	LOTT	(1,500.00)	0.00	0.00	(400.00)	BT261432		BUDGET ADJUSTMENT
Total Object 5853 STUDENT MEAL INCENTIVE/REWARDS									(400.00)	0.00	0.00	(400.00)			
Object 5854 COMMUNITY ENGAGEMENT EVENT MEALS															
04/23/2026	01	1100	0	1110	1000	5854	010	LOTT	300.00	0.00	0.00	300.00	BT261412		BUDGET ADJUSTMENT
Total Object 5854 COMMUNITY ENGAGEMENT EVENT MEALS									300.00	0.00	0.00	300.00			
Object 5891 PRINTING SVCS/OUTSIDE VENDOR															
04/28/2026	01	1100	0	1110	1000	5891	013	LOTT	(2,000.00)	0.00	0.00	(2,000.00)	BT261443		BUDGET ADJUSTMENT
Total Object 5891 PRINTING SVCS/OUTSIDE VENDOR									(2,000.00)	0.00	0.00	(2,000.00)			
Object 5899 ACAD/CONTEST SPELL/BEE REG															
04/20/2026	01	1100	0	1110	1000	5899	803	BAND	280.00	0.00	0.00	280.00	BT261384		BUDGET ADJUSTMENT
04/20/2026	01	1100	0	1110	1000	5899	802	BAND	250.00	0.00	0.00	530.00	BT261385		BUDGET ADJUSTMENT
04/20/2026	01	1100	0	1110	1000	5899	814	BAND	250.00	0.00	0.00	780.00	BT261386		BUDGET ADJUSTMENT

Criteria: Report Type = Detail; Budget Status = Revised; Running Balance = Yes; Default Column Order = No; Include GL Status = Pended,Encumbered,PreEncumberd; Sort/Group = Fund,Resource,Object; Page Break by = Major Range; Fund = 01; Reference = BT*; Suppress Net Zero Accounts = Yes; Display Columns FTR = GL Status

Run: 5/6/2026 3:59 PM Copyright © 1998 The California Educational Computer Consortium Joint Powers Authority. All Rights Reserved.

BEST NET CONSORTIUM
18 - Etiwanda School District
Financial Activity Report - Detail (From: 4/1/2026 To: 4/30/2026)

Effective Date	Fu	Rs	Y	Goal	Func	Obj	Sch	Mgmt	Revised Budget	Actual Activity	Pre/Encumbered Pended Activity	Running Balance	Reference	Use Tax	Description/ Vendor Name
Fund 01 GENERAL FUND															
Resource 1100 STATE LOTTERY REVENUE															
Expenditure															
Object 5899 ACAD/CONTEST SPELL/BEE REG															
04/20/2026	01	1100	0	1110	1000	5899	816	BAND	250.00	0.00	0.00	1,030.00	BT261387		BUDGET ADJUSTMENT
Total Object 5899 ACAD/CONTEST SPELL/BEE REG									1,030.00	0.00	0.00	1,030.00			
Total Expenditure									(9,744.00)	0.00	0.00	(9,744.00)			
Total Resource 1100 STATE LOTTERY REVENUE									9,744.00	0.00	0.00	9,744.00			
Resource 2600 EXPANDED LEARNING PROGRAM ELOP															
Expenditure															
Object 3414 HEALTH & WELFARE - CLASS. MGMT															
04/20/2026	01	2600	0	8500	5000	3414	700	ELOP	(2,000.00)	0.00	0.00	(2,000.00)	BT261379		BUDGET ADJUSTMENT
Total Object 3414 HEALTH & WELFARE - CLASS. MGMT									(2,000.00)	0.00	0.00	(2,000.00)			
Object 4310 INSTR MATERIALS & SUPPLIES															
04/20/2026	01	2600	0	1110	1000	4310	700	ELOP	2,000.00	0.00	0.00	2,000.00	BT261379		BUDGET ADJUSTMENT
Total Object 4310 INSTR MATERIALS & SUPPLIES									2,000.00	0.00	0.00	2,000.00			
Object 4315 STUDENT FRUIT & SNACKS															
04/09/2026	01	2600	0	8500	5000	4315	700	ELOP	60,000.00	0.00	0.00	60,000.00	BT261303		BUDGET ADJUSTMENT
04/29/2026	01	2600	0	8500	5000	4315	700	ELOP	(2,000.00)	0.00	0.00	58,000.00	BT261461		BUDGET ADJUSTMENT
Total Object 4315 STUDENT FRUIT & SNACKS									58,000.00	0.00	0.00	58,000.00			
Object 4340 COMPUTER SUPPLIES															
04/14/2026	01	2600	0	8500	5000	4340	700	ELOP	(266.00)	0.00	0.00	(266.00)	BT261346		BUDGET ADJUSTMENT
04/23/2026	01	2600	0	8500	5000	4340	700	ELOP	(89.00)	0.00	0.00	(355.00)	BT261405		BUDGET ADJUSTMENT - 1 SSD
Total Object 4340 COMPUTER SUPPLIES									(355.00)	0.00	0.00	(355.00)			
Object 5717 TECHNOLOGY - DIR COSTS															
04/14/2026	01	2600	0	8500	5000	5717	700	ELOP	266.00	0.00	0.00	266.00	BT261346		BUDGET ADJUSTMENT
04/23/2026	01	2600	0	8500	5000	5717	700	ELOP	89.00	0.00	0.00	355.00	BT261405		BUDGET ADJUSTMENT - 1 SSD
Total Object 5717 TECHNOLOGY - DIR COSTS									355.00	0.00	0.00	355.00			

Criteria: Report Type = Detail; Budget Status = Revised; Running Balance = Yes; Default Column Order = No; Include GL Status = Pended,Encumbered,PreEncumberd; Sort/Group = Fund,Resource,Object; Page Break by = Major Range; Fund = 01; Reference = BT*; Suppress Net Zero Accounts = Yes; Display Columns FTR = GL Status

Run: 5/6/2026 3:59 PM Copyright © 1998 The California Educational Computer Consortium Joint Powers Authority. All Rights Reserved.

BEST NET CONSORTIUM
18 - Etiwanda School District
Financial Activity Report - Detail (From: 4/1/2026 To: 4/30/2026)

Effective Date	Fu	Rs	Y	Goal	Func	Obj	Sch	Mgmt	Revised Budget	Actual Activity	Pre/Encumbered Pended Activity	Running Balance	Reference	Use Tax	Description/ Vendor Name
Fund 01 GENERAL FUND															
Resource 2600 EXPANDED LEARNING PROGRAM ELOP															
Expenditure															
Object 5853 STUDENT MEAL INCENTIVE/REWARDS															
04/29/2026	01	2600	0	8500	5000	5853	700	ELOP	2,000.00	0.00	0.00	2,000.00	BT261461		BUDGET ADJUSTMENT
Total Object 5853 STUDENT MEAL INCENTIVE/REWARDS									2,000.00	0.00	0.00	2,000.00			
Object 5940 INTERNET PROVIDER															
04/30/2026	01	2600	0	8500	5000	5940	700	ELOP	5,760.00	0.00	0.00	5,760.00	BT261464		BUDGET ADJUSTMENT
Total Object 5940 INTERNET PROVIDER									5,760.00	0.00	0.00	5,760.00			
Total Expenditure									65,760.00	0.00	0.00	65,760.00			
Total Resource 2600 EXPANDED LEARNING PROGRAM ELOP									(65,760.00)	0.00	0.00	(65,760.00)			
Resource 3010 ESSA-TITLE I BAS GRNTS LOW INC															
Expenditure															
Object 1110 TEACHER SALARIES - REGULAR															
04/27/2026	01	3010	0	1110	1000	1110	009	TITI	(7,000.00)	0.00	0.00	(7,000.00)	BT261433		BUDGET ADJUSTMENT
04/28/2026	01	3010	0	1110	1000	1110	010	TITI	(600.00)	0.00	0.00	(7,600.00)	BT261442		BUDGET ADJUSTMENT
Total Object 1110 TEACHER SALARIES - REGULAR									(7,600.00)	0.00	0.00	(7,600.00)			
Object 1120 TEACHER SALARIES - HOURLY															
04/27/2026	01	3010	0	1110	1000	1120	009	TITI	7,000.00	0.00	0.00	7,000.00	BT261433		BUDGET ADJUSTMENT
Total Object 1120 TEACHER SALARIES - HOURLY									7,000.00	0.00	0.00	7,000.00			
Object 1130 TEACHER SALARIES - EXTRA ASSGN															
04/13/2026	01	3010	0	1110	1000	1130	007	TITI	1,800.00	0.00	0.00	1,800.00	BT261313		BUDGET ADJUSTMENT
Total Object 1130 TEACHER SALARIES - EXTRA ASSGN									1,800.00	0.00	0.00	1,800.00			
Object 1140 TEACHER SALARIES - SUBSTITUTES															
04/06/2026	01	3010	0	1110	1000	1140	009	TITI	300.00	0.00	0.00	300.00	BT261275		BUDGET ADJUSTMENT
04/29/2026	01	3010	0	1110	1000	1140	018	TITI	600.00	0.00	0.00	900.00	BT261459		BUDGET ADJUSTMENT
Total Object 1140 TEACHER SALARIES - SUBSTITUTES									900.00	0.00	0.00	900.00			
Object 2120 CLASS INSTR AIDE - XTRA ASSIGN															
04/06/2026	01	3010	0	1110	1000	2120	009	TITI	1,550.00	0.00	0.00	1,550.00	BT261275		BUDGET ADJUSTMENT

Criteria: Report Type = Detail; Budget Status = Revised; Running Balance = Yes; Default Column Order = No; Include GL Status = Pended,Encumbered,PreEncumberd; Sort/Group = Fund,Resource,Object; Page Break by = Major Range; Fund = 01; Reference = BT*; Suppress Net Zero Accounts = Yes; Display Columns FTR = GL Status

Run: 5/6/2026 3:59 PM Copyright © 1998 The California Educational Computer Consortium Joint Powers Authority. All Rights Reserved.

BEST NET CONSORTIUM
18 - Etiwanda School District
Financial Activity Report - Detail (From: 4/1/2026 To: 4/30/2026)

Effective Date	Fu	Rs	Y	Goal	Func	Obj	Sch	Mgmt	Revised Budget	Actual Activity	Pre/Encumbered Pended Activity	Running Balance	Reference	Use Tax	Description/ Vendor Name
Fund 01 GENERAL FUND															
Resource 3010 ESSA-TITLE I BAS GRNTS LOW INC															
Expenditure															
Object 2120 CLASS INSTR AIDE - XTRA ASSIGN															
04/27/2026	01	3010	0	1110	1000	2120	009	TITI	3,378.00	0.00	0.00	4,928.00	BT261427		BUDGET ADJUSTMENT
Total Object 2120 CLASS INSTR AIDE - XTRA ASSIGN									4,928.00	0.00	0.00	4,928.00			
Object 2920 CAMPUS SUPPORT - XTRA A															
04/06/2026	01	3010	0	1110	1000	2920	009	TITI	150.00	0.00	0.00	150.00	BT261275		BUDGET ADJUSTMENT
Total Object 2920 CAMPUS SUPPORT - XTRA A									150.00	0.00	0.00	150.00			
Object 4310 INSTR MATERIALS & SUPPLIES															
04/06/2026	01	3010	0	1110	1000	4310	009	TITI	(2,000.00)	0.00	0.00	(2,000.00)	BT261275		BUDGET ADJUSTMENT
04/13/2026	01	3010	0	1110	1000	4310	007	TITI	(1,800.00)	0.00	0.00	(3,800.00)	BT261313		BUDGET ADJUSTMENT
04/17/2026	01	3010	0	1110	1000	4310	007	TITI	(20.00)	0.00	0.00	(3,820.00)	BT261377		BUDGET ADJUSTMENT
04/28/2026	01	3010	0	1110	1000	4310	010	TITI	600.00	0.00	0.00	(3,220.00)	BT261442		BUDGET ADJUSTMENT
04/29/2026	01	3010	0	1110	1000	4310	018	TITI	(600.00)	0.00	0.00	(3,820.00)	BT261459		BUDGET ADJUSTMENT
Total Object 4310 INSTR MATERIALS & SUPPLIES									(3,820.00)	0.00	0.00	(3,820.00)			
Object 4340 COMPUTER SUPPLIES															
04/17/2026	01	3010	0	1110	1000	4340	007	TITI	20.00	0.00	0.00	20.00	BT261377		BUDGET ADJUSTMENT
04/27/2026	01	3010	0	1110	1000	4340	009	TITI	(2,000.00)	0.00	0.00	(1,980.00)	BT261427		BUDGET ADJUSTMENT
Total Object 4340 COMPUTER SUPPLIES									(1,980.00)	0.00	0.00	(1,980.00)			
Object 4440 COMPUTER INV SUPPLIES															
04/01/2026	01	3010	0	1110	1000	4440	007	TITI	(1,057.00)	0.00	0.00	(1,057.00)	BT261266		BUDGET ADJUSTMENT
Total Object 4440 COMPUTER INV SUPPLIES									(1,057.00)	0.00	0.00	(1,057.00)			
Object 5620 NONCAPITALIZED IMPROVEMENTS															
04/01/2026	01	3010	0	1110	1000	5620	007	TITI	1,057.00	0.00	0.00	1,057.00	BT261266		BUDGET ADJUSTMENT
Total Object 5620 NONCAPITALIZED IMPROVEMENTS									1,057.00	0.00	0.00	1,057.00			

Criteria: Report Type = Detail; Budget Status = Revised; Running Balance = Yes; Default Column Order = No; Include GL Status = Pended,Encumbered,PreEncumberd; Sort/Group = Fund,Resource,Object; Page Break by = Major Range; Fund = 01; Reference = BT*; Suppress Net Zero Accounts = Yes; Display Columns FTR = GL Status

Run: 5/6/2026 3:59 PM Copyright © 1998 The California Educational Computer Consortium Joint Powers Authority. All Rights Reserved.

BEST NET CONSORTIUM
18 - Etiwanda School District
Financial Activity Report - Detail (From: 4/1/2026 To: 4/30/2026)

Effective Date	Fu	Rs	Y	Goal	Func	Obj	Sch	Mgmt	Revised Budget	Actual Activity	Pre/Encumbered Pended Activity	Running Balance	Reference	Use Tax	Description/ Vendor Name
Fund 01 GENERAL FUND															
Resource 3010 ESSA-TITLE I BAS GRNTS LOW INC															
Expenditure															
Object 5810 CONTRACTED SERVICES															
04/27/2026	01	3010	0	1110	1000	5810	009	TITI	(1,378.00)	0.00	0.00	(1,378.00)	BT261427		BUDGET ADJUSTMENT
Total Object 5810 CONTRACTED SERVICES									(1,378.00)	0.00	0.00	(1,378.00)			
Total Expenditure									0.00	0.00	0.00	0.00			
Total Resource 3010 ESSA-TITLE I BAS GRNTS LOW INC									0.00	0.00	0.00	0.00			
Resource 3327 SP ED-IDEA MENTAL HEALTH															
Revenue															
Object 8182 SP ED-DISCRETIONARY GRANTS															
04/30/2026	01	3327	0	5001	0000	8182	000	0000	163,641.00	0.00	0.00	163,641.00	BT261462		2025/26 #6 PROJECTED AB602
Total Object 8182 SP ED-DISCRETIONARY GRANTS									163,641.00	0.00	0.00	163,641.00			
Total Revenue									163,641.00	0.00	0.00	163,641.00			
Expenditure															
Object 1310 CERT SUPRVSR & ADMN SAL - REG															
04/30/2026	01	3327	0	5760	2150	1310	700	DIST	163,641.00	0.00	0.00	163,641.00	BT261462		2025/26 #6 PROJECTED AB602
Total Object 1310 CERT SUPRVSR & ADMN SAL - REG									163,641.00	0.00	0.00	163,641.00			
Total Expenditure									163,641.00	0.00	0.00	163,641.00			
Total Resource 3327 SP ED-IDEA MENTAL HEALTH									0.00	0.00	0.00	0.00			
Resource 4035 ESSA-TITLE 2 SUPRT INSTRUCTION															
Revenue															
Object 8290 ALL OTHER FEDERAL REVENUES															
04/29/2026	01	4035	0	0000	0000	8290	000	0000	3,629.00	0.00	0.00	3,629.00	BT261456		25-26 FINAL ALLOCATION
Total Object 8290 ALL OTHER FEDERAL REVENUES									3,629.00	0.00	0.00	3,629.00			
Total Revenue									3,629.00	0.00	0.00	3,629.00			

Criteria: Report Type = Detail; Budget Status = Revised; Running Balance = Yes; Default Column Order = No; Include GL Status = Pended,Encumbered,PreEncumberd; Sort/Group = Fund,Resource,Object; Page Break by = Major Range; Fund = 01; Reference = BT*; Suppress Net Zero Accounts = Yes; Display Columns FTR = GL Status

Run: 5/6/2026 3:59 PM Copyright © 1998 The California Educational Computer Consortium Joint Powers Authority. All Rights Reserved.

BEST NET CONSORTIUM
18 - Etiwanda School District
Financial Activity Report - Detail (From: 4/1/2026 To: 4/30/2026)

Effective Date	Fu	Rs	Y	Goal	Func	Obj	Sch	Mgmt	Revised Budget	Actual Activity	Pre/Encumbered Pended Activity	Running Balance	Reference	Use Tax	Description/ Vendor Name
Fund 01 GENERAL FUND															
Resource 4035 ESSA-TITLE 2 SUPRT INSTRUCTION															
Expenditure															
Object 1310 CERT SUPRVSR & ADMN SAL - REG															
04/29/2026	01	4035	0	0000	2140	1310	700	TIT2	3,629.00	0.00	0.00	3,629.00	BT261456		25-26 FINAL ALLOCATION
Total Object 1310 CERT SUPRVSR & ADMN SAL - REG									3,629.00	0.00	0.00	3,629.00			
Total Expenditure									3,629.00	0.00	0.00	3,629.00			
Total Resource 4035 ESSA-TITLE 2 SUPRT INSTRUCTION									0.00	0.00	0.00	0.00			
Resource 6266 EDUCATOR EFFECTIVESS 2021-22															
Expenditure															
Object 4310 INSTR MATERIALS & SUPPLIES															
04/27/2026	01	6266	0	1110	2140	4310	700	EE21	(6,250.00)	0.00	0.00	(6,250.00)	BT261421		BUDGET TRANSFER
Total Object 4310 INSTR MATERIALS & SUPPLIES									(6,250.00)	0.00	0.00	(6,250.00)			
Object 5200 TRAVEL & CONFERENCES															
04/09/2026	01	6266	0	1110	2140	5200	700	EE22	500.00	0.00	0.00	500.00	BT261304		BUDGET ADJUSTMENT
Total Object 5200 TRAVEL & CONFERENCES									500.00	0.00	0.00	500.00			
Object 5810 CONTRACTED SERVICES															
04/09/2026	01	6266	0	1110	1000	5810	700	EE51	(500.00)	0.00	0.00	(500.00)	BT261304		BUDGET ADJUSTMENT
04/27/2026	01	6266	0	1110	1000	5810	700	EE22	6,250.00	0.00	0.00	5,750.00	BT261421		BUDGET TRANSFER
Total Object 5810 CONTRACTED SERVICES									5,750.00	0.00	0.00	5,750.00			
Total Expenditure									0.00	0.00	0.00	0.00			
Total Resource 6266 EDUCATOR EFFECTIVESS 2021-22									0.00	0.00	0.00	0.00			
Resource 6500 SPECIAL EDUCATION															
Revenue															
Object 8792 TRANS OF APPORTION FROM CO OFF															
04/07/2026	01	6500	0	5001	0000	8792	000	0000	(42,818.00)	0.00	0.00	(42,818.00)	BT261277		2025/26 #6 PROJECTED AB602
Total Object 8792 TRANS OF APPORTION FROM CO OFF									(42,818.00)	0.00	0.00	(42,818.00)			

Criteria: Report Type = Detail; Budget Status = Revised; Running Balance = Yes; Default Column Order = No; Include GL Status = Pended,Encumbered,PreEncumberd; Sort/Group = Fund,Resource,Object; Page Break by = Major Range; Fund = 01; Reference = BT*; Suppress Net Zero Accounts = Yes; Display Columns FTR = GL Status

Run: 5/6/2026 3:59 PM Copyright © 1998 The California Educational Computer Consortium Joint Powers Authority. All Rights Reserved.

BEST NET CONSORTIUM
18 - Etiwanda School District
Financial Activity Report - Detail (From: 4/1/2026 To: 4/30/2026)

Effective Date	Fu	Rs	Y	Goal	Func	Obj	Sch	Mgmt	Revised Budget	Actual Activity	Pre/Encumbered Pended Activity	Running Balance	Reference	Use Tax	Description/ Vendor Name
Fund 01 GENERAL FUND															
Resource 6500 SPECIAL EDUCATION															
Revenue															
Object 8980 CONTRIBUTION FROM UNREST. REV															
04/07/2026	01	6500	0	5001	0000	8980	000	0000	102,761.00	0.00	0.00	102,761.00	BT261277		2025/26 #6 PROJECTED AB602
Total Object 8980 CONTRIBUTION FROM UNREST. REV									102,761.00	0.00	0.00	102,761.00			
Total Revenue									59,943.00	0.00	0.00	59,943.00			
Expenditure															
Object 1110 TEACHER SALARIES - REGULAR															
04/09/2026	01	6500	0	5730	1190	1110	500	PRES	(2,000.00)	0.00	0.00	(2,000.00)	BT261302		BUDGET ADJUSTMENT
Total Object 1110 TEACHER SALARIES - REGULAR									(2,000.00)	0.00	0.00	(2,000.00)			
Object 4311 TESTING MATERIALS															
04/13/2026	01	6500	0	5760	3120	4311	700	DIST	(200.00)	0.00	0.00	(200.00)	BT261344		BUDGET ADJUSTMENT
Total Object 4311 TESTING MATERIALS									(200.00)	0.00	0.00	(200.00)			
Object 4315 STUDENT FRUIT & SNACKS															
04/09/2026	01	6500	0	5730	1110	4315	500	PRES	2,000.00	0.00	0.00	2,000.00	BT261302		BUDGET ADJUSTMENT
Total Object 4315 STUDENT FRUIT & SNACKS									2,000.00	0.00	0.00	2,000.00			
Object 4350 OFFICE SUPPLIES															
04/13/2026	01	6500	0	5760	2700	4350	700	DIST	200.00	0.00	0.00	200.00	BT261344		BUDGET ADJUSTMENT
Total Object 4350 OFFICE SUPPLIES									200.00	0.00	0.00	200.00			
Object 5110 SUBAGREEMENTS FOR SERVICES															
04/07/2026	01	6500	0	5001	2100	5110	700	JRFD	(393.00)	0.00	0.00	(393.00)	BT261277		2025/26 #6 PROJECTED AB602
04/07/2026	01	6500	0	5760	1180	5110	000	0000	38,511.00	0.00	0.00	38,118.00	BT261277		2025/26 #6 PROJECTED AB602
04/07/2026	01	6500	0	5760	2100	5110	000	0000	21,825.00	0.00	0.00	59,943.00	BT261277		2025/26 #6 PROJECTED AB602
Total Object 5110 SUBAGREEMENTS FOR SERVICES									59,943.00	0.00	0.00	59,943.00			
Total Expenditure									59,943.00	0.00	0.00	59,943.00			
Total Resource 6500 SPECIAL EDUCATION									0.00	0.00	0.00	0.00			

Criteria: Report Type = Detail; Budget Status = Revised; Running Balance = Yes; Default Column Order = No; Include GL Status = Pended,Encumbered,PreEncumberd; Sort/Group = Fund,Resource,Object; Page Break by = Major Range; Fund = 01; Reference = BT*; Suppress Net Zero Accounts = Yes; Display Columns FTR = GL Status

Run: 5/6/2026 3:59 PM Copyright © 1998 The California Educational Computer Consortium Joint Powers Authority. All Rights Reserved.

BEST NET CONSORTIUM
18 - Etiwanda School District
Financial Activity Report - Detail (From: 4/1/2026 To: 4/30/2026)

Effective Date	Fu	Rs	Y	Goal	Func	Obj	Sch	Mgmt	Revised Budget	Actual Activity	Pre/Encumbered Pended Activity	Running Balance	Reference	Use Tax	Description/ Vendor Name
Fund 01 GENERAL FUND															
Resource 6770 AMS FUND GUARANTEE&ACCTABILITY															
Expenditure															
Object 4310 INSTR MATERIALS & SUPPLIES															
04/13/2026	01	6770	0	1110	1000	4310	303	VAPA	(1,500.00)	0.00	0.00	(1,500.00)	BT261311		BUDGET ADJUSTMENT
04/13/2026	01	6770	0	1110	1000	4310	005	VAPA	(798.00)	0.00	0.00	(2,298.00)	BT261325		BUDGET ADJUSTMENT
04/13/2026	01	6770	0	1110	1000	4310	006	VAPA	(798.00)	0.00	0.00	(3,096.00)	BT261326		BUDGET ADJUSTMENT
04/13/2026	01	6770	0	1110	1000	4310	007	VAPA	(327.00)	0.00	0.00	(3,423.00)	BT261327		BUDGET ADJUSTMENT
04/13/2026	01	6770	0	1110	1000	4310	008	VAPA	(798.00)	0.00	0.00	(4,221.00)	BT261328		BUDGET ADJUSTMENT
04/13/2026	01	6770	0	1110	1000	4310	009	VAPA	(327.00)	0.00	0.00	(4,548.00)	BT261329		BUDGET ADJUSTMENT
04/13/2026	01	6770	0	1110	1000	4310	010	VAPA	(798.00)	0.00	0.00	(5,346.00)	BT261330		BUDGET ADJUSTMENT
04/13/2026	01	6770	0	1110	1000	4310	011	VAPA	(798.00)	0.00	0.00	(6,144.00)	BT261331		BUDGET ADJUSTMENT
04/13/2026	01	6770	0	1110	1000	4310	012	VAPA	(798.00)	0.00	0.00	(6,942.00)	BT261332		BUDGET ADJUSTMENT
04/13/2026	01	6770	0	1110	1000	4310	013	VAPA	(327.00)	0.00	0.00	(7,269.00)	BT261333		BUDGET ADJUSTMENT
04/13/2026	01	6770	0	1110	1000	4310	015	VAPA	(327.00)	0.00	0.00	(7,596.00)	BT261334		BUDGET ADJUSTMENT
04/13/2026	01	6770	0	1110	1000	4310	017	VAPA	(798.00)	0.00	0.00	(8,394.00)	BT261336		BUDGET ADJUSTMENT
04/13/2026	01	6770	0	1110	1000	4310	018	VAPA	(798.00)	0.00	0.00	(9,192.00)	BT261337		BUDGET ADJUSTMENT
04/13/2026	01	6770	0	1110	1000	4310	020	VAPA	(327.00)	0.00	0.00	(9,519.00)	BT261338		BUDGET ADJUSTMENT
04/15/2026	01	6770	0	1110	1000	4310	009	VAPA	(225.00)	0.00	0.00	(9,744.00)	BT261357		BUDGET ADJUSTMENT
04/16/2026	01	6770	0	1110	1000	4310	303	VAPA	(2,100.00)	0.00	0.00	(11,844.00)	BT261363		BUDGET ADJUSTMENT
04/16/2026	01	6770	0	1110	1000	4310	009	VAPA	(247.00)	0.00	0.00	(12,091.00)	BT261371		BUDGET ADJUSTMENT
04/20/2026	01	6770	0	1110	1000	4310	011	VAPA	(1,000.00)	0.00	0.00	(13,091.00)	BT261393		BUDGET ADJUSTMENT
04/21/2026	01	6770	0	1110	1000	4310	020	VAPA	(165.00)	0.00	0.00	(13,256.00)	BT261396		HOVER CAM FOR VAPA
04/24/2026	01	6770	0	1110	1000	4310	316	VAPA	(2,600.00)	0.00	0.00	(15,856.00)	BT261418		BUDGET ADJUSTMENT
04/27/2026	01	6770	0	1110	1000	4310	316	VAPA	753.00	0.00	0.00	(15,103.00)	BT261430		BUDGET ADJUSTMENT
04/28/2026	01	6770	0	1110	1000	4310	314	VAPA	(3,535.00)	0.00	0.00	(18,638.00)	BT261440		BUDGET ADJUSTMENT
Total Object 4310 INSTR MATERIALS & SUPPLIES									(18,638.00)	0.00	0.00	(18,638.00)			
Object 4340 COMPUTER SUPPLIES															
04/13/2026	01	6770	0	1110	1000	4340	303	VAPA	1,500.00	0.00	0.00	1,500.00	BT261311		BUDGET ADJUSTMENT
04/13/2026	01	6770	0	1110	1000	4340	005	VAPA	798.00	0.00	0.00	2,298.00	BT261325		BUDGET ADJUSTMENT
04/13/2026	01	6770	0	1110	1000	4340	006	VAPA	798.00	0.00	0.00	3,096.00	BT261326		BUDGET ADJUSTMENT
04/13/2026	01	6770	0	1110	1000	4340	007	VAPA	327.00	0.00	0.00	3,423.00	BT261327		BUDGET ADJUSTMENT

Criteria: Report Type = Detail; Budget Status = Revised; Running Balance = Yes; Default Column Order = No; Include GL Status = Pended,Encumbered,PreEncumberd; Sort/Group = Fund,Resource,Object; Page Break by = Major Range; Fund = 01; Reference = BT*; Suppress Net Zero Accounts = Yes; Display Columns FTR = GL Status

Run: 5/6/2026 3:59 PM Copyright © 1998 The California Educational Computer Consortium Joint Powers Authority. All Rights Reserved.

BEST NET CONSORTIUM
18 - Etiwanda School District
Financial Activity Report - Detail (From: 4/1/2026 To: 4/30/2026)

Effective Date	Fu	Rs	Y	Goal	Func	Obj	Sch	Mgmt	Revised Budget	Actual Activity	Pre/Encumbered Pended Activity	Running Balance	Reference	Use Tax	Description/ Vendor Name
Fund 01 GENERAL FUND															
Resource 6770 AMS FUND GUARANTEE&ACCTABILITY															
Expenditure															
Object 4340 COMPUTER SUPPLIES															
04/13/2026	01	6770	0	1110	1000	4340	008	VAPA	798.00	0.00	0.00	4,221.00	BT261328		BUDGET ADJUSTMENT
04/13/2026	01	6770	0	1110	1000	4340	009	VAPA	327.00	0.00	0.00	4,548.00	BT261329		BUDGET ADJUSTMENT
04/13/2026	01	6770	0	1110	1000	4340	010	VAPA	798.00	0.00	0.00	5,346.00	BT261330		BUDGET ADJUSTMENT
04/13/2026	01	6770	0	1110	1000	4340	011	VAPA	798.00	0.00	0.00	6,144.00	BT261331		BUDGET ADJUSTMENT
04/13/2026	01	6770	0	1110	1000	4340	012	VAPA	798.00	0.00	0.00	6,942.00	BT261332		BUDGET ADJUSTMENT
04/13/2026	01	6770	0	1110	1000	4340	013	VAPA	327.00	0.00	0.00	7,269.00	BT261333		BUDGET ADJUSTMENT
04/13/2026	01	6770	0	1110	1000	4340	015	VAPA	327.00	0.00	0.00	7,596.00	BT261334		BUDGET ADJUSTMENT
04/13/2026	01	6770	0	1110	1000	4340	017	VAPA	798.00	0.00	0.00	8,394.00	BT261336		BUDGET ADJUSTMENT
04/13/2026	01	6770	0	1110	1000	4340	018	VAPA	798.00	0.00	0.00	9,192.00	BT261337		BUDGET ADJUSTMENT
04/13/2026	01	6770	0	1110	1000	4340	020	VAPA	327.00	0.00	0.00	9,519.00	BT261338		BUDGET ADJUSTMENT
04/15/2026	01	6770	0	1110	1000	4340	009	VAPA	225.00	0.00	0.00	9,744.00	BT261357		BUDGET ADJUSTMENT
04/16/2026	01	6770	0	1110	1000	4340	303	VAPA	2,100.00	0.00	0.00	11,844.00	BT261363		BUDGET ADJUSTMENT
04/16/2026	01	6770	0	1110	1000	4340	009	VAPA	247.00	0.00	0.00	12,091.00	BT261371		BUDGET ADJUSTMENT
04/20/2026	01	6770	0	1110	1000	4340	011	VAPA	1,000.00	0.00	0.00	13,091.00	BT261393		BUDGET ADJUSTMENT
04/27/2026	01	6770	0	1110	1000	4340	316	VAPA	(203.00)	0.00	0.00	12,888.00	BT261430		BUDGET ADJUSTMENT
04/28/2026	01	6770	0	1110	1000	4340	314	VAPA	3,535.00	0.00	0.00	16,423.00	BT261440		BUDGET ADJUSTMENT
Total Object 4340 COMPUTER SUPPLIES									16,423.00	0.00	0.00	16,423.00			
Object 4410 INSTR INV SUPPLIES															
04/24/2026	01	6770	0	1110	1000	4410	316	VAPA	2,600.00	0.00	0.00	2,600.00	BT261418		BUDGET ADJUSTMENT
Total Object 4410 INSTR INV SUPPLIES									2,600.00	0.00	0.00	2,600.00			
Object 4440 COMPUTER INV SUPPLIES															
04/27/2026	01	6770	0	1110	1000	4440	316	VAPA	(550.00)	0.00	0.00	(550.00)	BT261430		BUDGET ADJUSTMENT
Total Object 4440 COMPUTER INV SUPPLIES									(550.00)	0.00	0.00	(550.00)			

Criteria: Report Type = Detail; Budget Status = Revised; Running Balance = Yes; Default Column Order = No; Include GL Status = Pended,Encumbered,PreEncumberd; Sort/Group = Fund,Resource,Object; Page Break by = Major Range; Fund = 01; Reference = BT*; Suppress Net Zero Accounts = Yes; Display Columns FTR = GL Status

Run: 5/6/2026 3:59 PM Copyright © 1998 The California Educational Computer Consortium Joint Powers Authority. All Rights Reserved.

BEST NET CONSORTIUM
18 - Etiwanda School District
Financial Activity Report - Detail (From: 4/1/2026 To: 4/30/2026)

Effective Date	Fu	Rs	Y	Goal	Func	Obj	Sch	Mgmt	Revised Budget	Actual Activity	Pre/Encumbered Pended Activity	Running Balance	Reference	Use Tax	Description/ Vendor Name
Fund 01 GENERAL FUND															
Resource 6770 AMS FUND GUARANTEE&ACCTABILITY															
Expenditure															
Object 5717 TECHNOLOGY - DIR COSTS															
04/21/2026	01	6770	0	1110	1000	5717	020	VAPA	165.00	0.00	0.00	165.00	BT261396		HOVER CAM FOR VAPA
Total Object 5717 TECHNOLOGY - DIR COSTS									165.00	0.00	0.00	165.00			
Total Expenditure									0.00	0.00	0.00	0.00			
Total Resource 6770 AMS FUND GUARANTEE&ACCTABILITY									0.00	0.00	0.00	0.00			
Resource 7399 LCFF EQUITY MULTIPLIER															
Expenditure															
Object 4310 INSTR MATERIALS & SUPPLIES															
04/06/2026	01	7399	0	1110	1000	4310	319	EM51	(2,693.00)	0.00	0.00	(2,693.00)	BT261270		BUDGET ADJUSTMENT
04/10/2026	01	7399	0	1110	1000	4310	319	EM51	(335.00)	0.00	0.00	(3,028.00)	BT261309		BUDGET ADJUSTMENT
Total Object 4310 INSTR MATERIALS & SUPPLIES									(3,028.00)	0.00	0.00	(3,028.00)			
Object 5710 FIELD TRIP BUSSING - DIR COSTS															
04/10/2026	01	7399	0	1110	1000	5710	319	EM51	335.00	0.00	0.00	335.00	BT261309		BUDGET ADJUSTMENT
Total Object 5710 FIELD TRIP BUSSING - DIR COSTS									335.00	0.00	0.00	335.00			
Object 5840 ONLINE SOFTWARE/TECH RELATED															
04/06/2026	01	7399	0	1110	1000	5840	319	EM51	2,693.00	0.00	0.00	2,693.00	BT261270		BUDGET ADJUSTMENT
Total Object 5840 ONLINE SOFTWARE/TECH RELATED									2,693.00	0.00	0.00	2,693.00			
Total Expenditure									0.00	0.00	0.00	0.00			
Total Resource 7399 LCFF EQUITY MULTIPLIER									0.00	0.00	0.00	0.00			
Resource 7435 LEARNING RECOVERY EMERG GRANT															
Expenditure															
Object 1130 TEACHER SALARIES - EXTRA ASSGN															
04/28/2026	01	7435	0	1110	1000	1130	700	PUPL	(25,000.00)	0.00	0.00	(25,000.00)	BT261439		BUDGET ADJUSTMENT
Total Object 1130 TEACHER SALARIES - EXTRA ASSGN									(25,000.00)	0.00	0.00	(25,000.00)			

Criteria: Report Type = Detail; Budget Status = Revised; Running Balance = Yes; Default Column Order = No; Include GL Status = Pended,Encumbered,PreEncumberd; Sort/Group = Fund,Resource,Object; Page Break by = Major Range; Fund = 01; Reference = BT*; Suppress Net Zero Accounts = Yes; Display Columns FTR = GL Status

Run: 5/6/2026 3:59 PM Copyright © 1998 The California Educational Computer Consortium Joint Powers Authority. All Rights Reserved.

BEST NET CONSORTIUM
18 - Etiwanda School District
Financial Activity Report - Detail (From: 4/1/2026 To: 4/30/2026)

Effective Date	Fu	Rs	Y	Goal	Func	Obj	Sch	Mgmt	Revised Budget	Actual Activity	Pre/Encumbered Pended Activity	Running Balance	Reference	Use Tax	Description/ Vendor Name
Fund 01 GENERAL FUND															
Resource 7435 LEARNING RECOVERY EMERG GRANT															
Expenditure															
Object 2120 CLASS INSTR AIDE - XTRA ASSIGN															
04/06/2026	01	7435	0	1110	1000	2120	009	PB09	(500.00)	0.00	0.00	(500.00)	BT261276		BUDGET ADJUSTMENT
Total Object 2120 CLASS INSTR AIDE - XTRA ASSIGN									(500.00)	0.00	0.00	(500.00)			
Object 3202 PERS - CLASS.															
04/06/2026	01	7435	0	1110	1000	3202	009	PB09	400.00	0.00	0.00	400.00	BT261276		BUDGET ADJUSTMENT
Total Object 3202 PERS - CLASS.									400.00	0.00	0.00	400.00			
Object 3312 FICA - CLASS.															
04/06/2026	01	7435	0	1110	1000	3312	009	PB09	100.00	0.00	0.00	100.00	BT261276		BUDGET ADJUSTMENT
Total Object 3312 FICA - CLASS.									100.00	0.00	0.00	100.00			
Object 4210 OTHER BOOKS															
04/29/2026	01	7435	0	1110	1000	4210	700	INST	(7,632.00)	0.00	0.00	(7,632.00)	BT261451		BUDGET ADJUSTMENT
Total Object 4210 OTHER BOOKS									(7,632.00)	0.00	0.00	(7,632.00)			
Object 4310 INSTR MATERIALS & SUPPLIES															
04/29/2026	01	7435	0	1110	1000	4310	700	INST	(5,000.00)	0.00	0.00	(5,000.00)	BT261451		BUDGET ADJUSTMENT
Total Object 4310 INSTR MATERIALS & SUPPLIES									(5,000.00)	0.00	0.00	(5,000.00)			
Object 4340 COMPUTER SUPPLIES															
04/29/2026	01	7435	0	1110	1000	4340	700	INST	(7,043.00)	0.00	0.00	(7,043.00)	BT261451		BUDGET ADJUSTMENT
Total Object 4340 COMPUTER SUPPLIES									(7,043.00)	0.00	0.00	(7,043.00)			
Object 5200 TRAVEL & CONFERENCES															
04/29/2026	01	7435	0	1110	1000	5200	700	INST	(2,559.00)	0.00	0.00	(2,559.00)	BT261451		BUDGET ADJUSTMENT
Total Object 5200 TRAVEL & CONFERENCES									(2,559.00)	0.00	0.00	(2,559.00)			
Object 5810 CONTRACTED SERVICES															
04/28/2026	01	7435	0	1110	1000	5810	700	PUPL	(72,077.00)	0.00	0.00	(72,077.00)	BT261438		BUDGET ADJUSTMENT
04/28/2026	01	7435	0	5760	3120	5810	700	PSYC	(3,288.00)	0.00	0.00	(75,365.00)	BT261438		BUDGET ADJUSTMENT
Total Object 5810 CONTRACTED SERVICES									(75,365.00)	0.00	0.00	(75,365.00)			

Criteria: Report Type = Detail; Budget Status = Revised; Running Balance = Yes; Default Column Order = No; Include GL Status = Pended,Encumbered,PreEncumberd; Sort/Group = Fund,Resource,Object; Page Break by = Major Range; Fund = 01; Reference = BT*; Suppress Net Zero Accounts = Yes; Display Columns FTR = GL Status

Run: 5/6/2026 3:59 PM Copyright © 1998 The California Educational Computer Consortium Joint Powers Authority. All Rights Reserved.

BEST NET CONSORTIUM
18 - Etiwanda School District
Financial Activity Report - Detail (From: 4/1/2026 To: 4/30/2026)

Effective Date	Fu	Rs	Y	Goal	Func	Obj	Sch	Mgmt	Revised Budget	Actual Activity	Pre/Encumbered Pended Activity	Running Balance	Reference	Use Tax	Description/ Vendor Name
Fund 01 GENERAL FUND															
Resource 7435 LEARNING RECOVERY EMERG GRANT															
Expenditure															
Object 5840 ONLINE SOFTWARE/TECH RELATED															
04/28/2026	01	7435	0	1110	1000	5840	700	INST	(100,401.00)	0.00	0.00	(100,401.00)	BT261437		BUDGET ADJUSTMENT
Total Object 5840 ONLINE SOFTWARE/TECH RELATED									(100,401.00)	0.00	0.00	(100,401.00)			
Object 5848 ONLINE TRAINING/CONFERENCE/WEBINAR															
04/28/2026	01	7435	0	1110	1000	5848	700	INST	(47,564.00)	0.00	0.00	(47,564.00)	BT261437		BUDGET ADJUSTMENT
Total Object 5848 ONLINE TRAINING/CONFERENCE/WEBINAR									(47,564.00)	0.00	0.00	(47,564.00)			
Object 7310 INDIRECT COSTS															
04/29/2026	01	7435	0	0000	7210	7310	700	DIST	60,000.00	0.00	0.00	60,000.00	BT261452		BUDGET ADJUSTMENT
Total Object 7310 INDIRECT COSTS									60,000.00	0.00	0.00	60,000.00			
Total Expenditure									(210,564.00)	0.00	0.00	(210,564.00)			
Total Resource 7435 LEARNING RECOVERY EMERG GRANT									210,564.00	0.00	0.00	210,564.00			
Resource 8150 RMA - ONGOING MAJOR MAINT															
Expenditure															
Object 4380 MAINTENANCE SUPPLIES															
04/09/2026	01	8150	0	0000	8100	4380	700	RRAM	250.00	0.00	0.00	250.00	BT261301		BUDGET ADJUSTMENT
04/10/2026	01	8150	0	0000	8100	4380	700	RRAM	500.00	0.00	0.00	750.00	BT261308		BUDGET ADJUSTMENT
04/15/2026	01	8150	0	0000	8100	4380	700	RRAM	850.00	0.00	0.00	1,600.00	BT261351		BUDGET ADJUSTMENT
04/15/2026	01	8150	0	0000	8100	4380	700	RRAM	1,436.00	0.00	0.00	3,036.00	BT261354		BUDGET ADJUSMENT
Total Object 4380 MAINTENANCE SUPPLIES									3,036.00	0.00	0.00	3,036.00			
Object 4440 COMPUTER INV SUPPLIES															
04/15/2026	01	8150	0	0000	8100	4440	700	RRAM	(1,436.00)	0.00	0.00	(1,436.00)	BT261354		BUDGET ADJUSMENT
Total Object 4440 COMPUTER INV SUPPLIES									(1,436.00)	0.00	0.00	(1,436.00)			
Object 4480 MAINTENANCE INV SUPPLIES															
04/15/2026	01	8150	0	0000	8100	4480	700	RRAM	(850.00)	0.00	0.00	(850.00)	BT261351		BUDGET ADJUSTMENT
Total Object 4480 MAINTENANCE INV SUPPLIES									(850.00)	0.00	0.00	(850.00)			

Criteria: Report Type = Detail; Budget Status = Revised; Running Balance = Yes; Default Column Order = No; Include GL Status = Pended,Encumbered,PreEncumberd; Sort/Group = Fund,Resource,Object; Page Break by = Major Range; Fund = 01; Reference = BT*; Suppress Net Zero Accounts = Yes; Display Columns FTR = GL Status

Run: 5/6/2026 3:59 PM Copyright © 1998 The California Educational Computer Consortium Joint Powers Authority. All Rights Reserved.

BEST NET CONSORTIUM
18 - Etiwanda School District
Financial Activity Report - Detail (From: 4/1/2026 To: 4/30/2026)

Effective Date	Fu	Rs	Y	Goal	Func	Obj	Sch	Mgmt	Revised Budget	Actual Activity	Pre/Encumbered Pended Activity	Running Balance	Reference	Use Tax	Description/ Vendor Name
Fund 01 GENERAL FUND															
Resource 8150 RMA - ONGOING MAJOR MAINT															
Expenditure															
Object 5620 NONCAPITALIZED IMPROVEMENTS															
04/09/2026	01	8150	0	0000	8100	5620	700	RRAM	(250.00)	0.00	0.00	(250.00)	BT261301		BUDGET ADJUSTMENT
Total Object 5620 NONCAPITALIZED IMPROVEMENTS									(250.00)	0.00	0.00	(250.00)			
Object 5630 MAINTENANCE & REPAIRS															
04/06/2026	01	8150	0	0000	8100	5630	700	RRAM	4,000.00	0.00	0.00	4,000.00	BT261271		BUDGET ADJUSTMENT
04/09/2026	01	8150	0	0000	8100	5630	700	RRAM	200,000.00	0.00	0.00	204,000.00	BT261294		BUDGET ADJUSTMENT
04/13/2026	01	8150	0	0000	8100	5630	700	RRAM	20,000.00	0.00	0.00	224,000.00	BT261322		BUDGET ADJUSTMENT
04/13/2026	01	8150	0	0000	8100	5630	700	RRAM	50,000.00	0.00	0.00	274,000.00	BT261323		BUDGET ADJUSTMENT
04/15/2026	01	8150	0	0000	8100	5630	700	RRAM	40,000.00	0.00	0.00	314,000.00	BT261352		BUDGET ADJUSTMENT
04/20/2026	01	8150	0	0000	8100	5630	700	RRAM	100,000.00	0.00	0.00	414,000.00	BT261389		BUDGET ADJUSTMENT
04/20/2026	01	8150	0	0000	8100	5630	700	RRAM	168,202.00	0.00	0.00	582,202.00	BT261391		BUDGET ADJUSTMENT
04/22/2026	01	8150	0	0000	8100	5630	700	RRAM	200,000.00	0.00	0.00	782,202.00	BT261402		PAINTING AND WINDOW SILL
Total Object 5630 MAINTENANCE & REPAIRS									782,202.00	0.00	0.00	782,202.00			
Object 5810 CONTRACTED SERVICES															
04/06/2026	01	8150	0	0000	8100	5810	700	RRAM	(4,000.00)	0.00	0.00	(4,000.00)	BT261271		BUDGET ADJUSTMENT
04/09/2026	01	8150	0	0000	8100	5810	700	RRAM	(200,000.00)	0.00	0.00	(204,000.00)	BT261294		BUDGET ADJUSTMENT
04/13/2026	01	8150	0	0000	8100	5810	700	RRAM	(20,000.00)	0.00	0.00	(224,000.00)	BT261322		BUDGET ADJUSTMENT
04/13/2026	01	8150	0	0000	8100	5810	700	RRAM	(50,000.00)	0.00	0.00	(274,000.00)	BT261323		BUDGET ADJUSTMENT
04/15/2026	01	8150	0	0000	8100	5810	700	RRAM	(40,000.00)	0.00	0.00	(314,000.00)	BT261352		BUDGET ADJUSTMENT
Total Object 5810 CONTRACTED SERVICES									(314,000.00)	0.00	0.00	(314,000.00)			
Object 6250 BLDG/IMPROVE CONSTRUCTION															
04/09/2026	01	8150	0	0000	8500	6250	006	RRAM	(269,694.00)	0.00	0.00	(269,694.00)	BT261305		BUDGET ADJUSTMENT
04/09/2026	01	8150	0	0000	8500	6250	009	RRAM	58,987.00	0.00	0.00	(210,707.00)	BT261305		BUDGET ADJUSTMENT
04/09/2026	01	8150	0	0000	8500	6250	010	RRAM	39,168.00	0.00	0.00	(171,539.00)	BT261305		BUDGET ADJUSTMENT
04/09/2026	01	8150	0	0000	8500	6250	011	RRAM	78,336.00	0.00	0.00	(93,203.00)	BT261305		BUDGET ADJUSTMENT
04/09/2026	01	8150	0	0000	8500	6250	710	RRAM	93,203.00	0.00	0.00	0.00	BT261305		BUDGET ADJUSTMENT
04/09/2026	01	8150	0	0000	8500	6250	006	RRAM	(354,457.00)	0.00	0.00	(354,457.00)	BT261306		BUDGET ADJUSTMENT
04/10/2026	01	8150	0	0000	8500	6250	303	RRAM	44,547.00	0.00	0.00	(309,910.00)	BT261307		BUDGET ADJUSTMENT

Criteria: Report Type = Detail; Budget Status = Revised; Running Balance = Yes; Default Column Order = No; Include GL Status = Pended,Encumbered,PreEncumberd; Sort/Group = Fund,Resource,Object; Page Break by = Major Range; Fund = 01; Reference = BT*; Suppress Net Zero Accounts = Yes; Display Columns FTR = GL Status

Run: 5/6/2026 3:59 PM Copyright © 1998 The California Educational Computer Consortium Joint Powers Authority. All Rights Reserved.

BEST NET CONSORTIUM
18 - Etiwanda School District
Financial Activity Report - Detail (From: 4/1/2026 To: 4/30/2026)

Effective Date	Fu	Rs	Y	Goal	Func	Obj	Sch	Mgmt	Revised Budget	Actual Activity	Pre/Encumbered Pended Activity	Running Balance	Reference	Use Tax	Description/ Vendor Name
Fund 01 GENERAL FUND															
Resource 8150 RMA - ONGOING MAJOR MAINT															
Expenditure															
Object 6250 BLDG/IMPROVE CONSTRUCTION															
04/20/2026	01	8150	0	0000	8500	6250	008	RRAM	108,270.00	0.00	0.00	(201,640.00)	BT261392		CARPET REPLACEMENT
04/20/2026	01	8150	0	0000	8500	6250	700	RRAM	(108,270.00)	0.00	0.00	(309,910.00)	BT261392		BUDGET ADJUSTMENT
Total Object 6250 BLDG/IMPROVE CONSTRUCTION									(309,910.00)	0.00	0.00	(309,910.00)			
Total Expenditure									158,792.00	0.00	0.00	158,792.00			
Total Resource 8150 RMA - ONGOING MAJOR MAINT									(158,792.00)	0.00	0.00	(158,792.00)			
Resource 9010 OTHER LOCAL															
Expenditure															
Object 4310 INSTR MATERIALS & SUPPLIES															
04/07/2026	01	9010	0	5760	1110	4310	767	LEA	3,000.00	0.00	0.00	3,000.00	BT261288		BUDGET ADJUSTMENT
04/13/2026	01	9010	0	5760	3120	4310	750	LEA	(7,000.00)	0.00	0.00	(4,000.00)	BT261319		BUDGET ADJUSTMENT
04/15/2026	01	9010	0	5760	1110	4310	767	LEA	1,500.00	0.00	0.00	(2,500.00)	BT261353		BUDGET ADJUSTMENT
04/16/2026	01	9010	0	5760	1110	4310	767	LEA	2,000.00	0.00	0.00	(500.00)	BT261366		BUDGET ADJUSTMENT
04/28/2026	01	9010	0	5730	1110	4310	756	LEA	(1,100.00)	0.00	0.00	(1,600.00)	BT261441		BUDGET ADJUSTMENT
04/28/2026	01	9010	0	5760	3150	4310	757	LEA	(200.00)	0.00	0.00	(1,800.00)	BT261441		BUDGET ADJUSTMENT
Total Object 4310 INSTR MATERIALS & SUPPLIES									(1,800.00)	0.00	0.00	(1,800.00)			
Object 4311 TESTING MATERIALS															
04/07/2026	01	9010	0	5760	1110	4311	767	LEA	(3,000.00)	0.00	0.00	(3,000.00)	BT261288		BUDGET ADJUSTMENT
04/13/2026	01	9010	0	5760	3120	4311	750	LEA	7,000.00	0.00	0.00	4,000.00	BT261319		BUDGET ADJUSTMENT
04/16/2026	01	9010	0	5760	1110	4311	767	LEA	(2,000.00)	0.00	0.00	2,000.00	BT261366		BUDGET ADJUSTMENT
Total Object 4311 TESTING MATERIALS									2,000.00	0.00	0.00	2,000.00			
Object 4340 COMPUTER SUPPLIES															
04/20/2026	01	9010	0	5760	3150	4340	757	LEA	40,014.00	0.00	0.00	40,014.00	BT261380		APPLE IPADS
04/20/2026	01	9010	0	5760	3150	4340	757	LEA	1,000.00	0.00	0.00	41,014.00	BT261380		APPLE IPADS CASES
Total Object 4340 COMPUTER SUPPLIES									41,014.00	0.00	0.00	41,014.00			
Object 5200 TRAVEL & CONFERENCES															
04/09/2026	01	9010	0	5730	1110	5200	749	LEA	(25.00)	0.00	0.00	(25.00)	BT261300		BUDGET ADJUSTMENT

Criteria: Report Type = Detail; Budget Status = Revised; Running Balance = Yes; Default Column Order = No; Include GL Status = Pended,Encumbered,PreEncumberd; Sort/Group = Fund,Resource,Object; Page Break by = Major Range; Fund = 01; Reference = BT*; Suppress Net Zero Accounts = Yes; Display Columns FTR = GL Status

Run: 5/6/2026 3:59 PM Copyright © 1998 The California Educational Computer Consortium Joint Powers Authority. All Rights Reserved.

BEST NET CONSORTIUM
18 - Etiwanda School District
Financial Activity Report - Detail (From: 4/1/2026 To: 4/30/2026)

Effective Date	Fu	Rs	Y	Goal	Func	Obj	Sch	Mgmt	Revised Budget	Actual Activity	Pre/Encumbered Pended Activity	Running Balance	Reference	Use Tax	Description/ Vendor Name
Fund 01 GENERAL FUND															
Resource 9010 OTHER LOCAL															
Expenditure															
Object 5200 TRAVEL & CONFERENCES															
04/15/2026	01	9010	0	5760	1110	5200	767	LEA	(1,500.00)	0.00	0.00	(1,525.00)	BT261353		BUDGET ADJUSTMENT
Total Object 5200 TRAVEL & CONFERENCES									(1,525.00)	0.00	0.00	(1,525.00)			
Object 5840 ONLINE SOFTWARE/TECH RELATED															
04/20/2026	01	9010	0	5760	3150	5840	757	LEA	19,000.00	0.00	0.00	19,000.00	BT261380		APPLE LICENSES
Total Object 5840 ONLINE SOFTWARE/TECH RELATED									19,000.00	0.00	0.00	19,000.00			
Object 5848 ONLINE TRAINING/CONFERENCE/WEBINAR															
04/09/2026	01	9010	0	5730	1110	5848	749	LEA	25.00	0.00	0.00	25.00	BT261300		BUDGET ADJUSTMENT
Total Object 5848 ONLINE TRAINING/CONFERENCE/WEBINAR									25.00	0.00	0.00	25.00			
Object 5891 PRINTING SVCS/OUTSIDE VENDOR															
04/28/2026	01	9010	0	5730	1110	5891	756	LEA	1,100.00	0.00	0.00	1,100.00	BT261441		BUDGET ADJUSTMENT
04/28/2026	01	9010	0	5760	3150	5891	757	LEA	200.00	0.00	0.00	1,300.00	BT261441		BUDGET ADJUSTMENT
Total Object 5891 PRINTING SVCS/OUTSIDE VENDOR									1,300.00	0.00	0.00	1,300.00			
Total Expenditure									60,014.00	0.00	0.00	60,014.00			
Total Resource 9010 OTHER LOCAL									(60,014.00)	0.00	0.00	(60,014.00)			
Resource 9015 CYBHI SCHOOL PARTNERSHIP SBCSS CAPACITY GRANT															
Expenditure															
Object 2420 CLASS CLER & OFFICE - XTRA A															
04/28/2026	01	9015	0	0000	3900	2420	999	106	(11,651.00)	0.00	0.00	(11,651.00)	BT261436		BUDGET ADJUSTMENT
Total Object 2420 CLASS CLER & OFFICE - XTRA A									(11,651.00)	0.00	0.00	(11,651.00)			
Object 3202 PERS - CLASS.															
04/28/2026	01	9015	0	0000	3900	3202	999	106	(126.00)	0.00	0.00	(126.00)	BT261436		BUDGET ADJUSTMENT
Total Object 3202 PERS - CLASS.									(126.00)	0.00	0.00	(126.00)			
Object 3312 FICA - CLASS.															
04/28/2026	01	9015	0	0000	3900	3312	999	106	(29.00)	0.00	0.00	(29.00)	BT261436		BUDGET ADJUSTMENT
Total Object 3312 FICA - CLASS.									(29.00)	0.00	0.00	(29.00)			

Criteria: Report Type = Detail; Budget Status = Revised; Running Balance = Yes; Default Column Order = No; Include GL Status = Pended,Encumbered,PreEncumberd; Sort/Group = Fund,Resource,Object; Page Break by = Major Range; Fund = 01; Reference = BT*; Suppress Net Zero Accounts = Yes; Display Columns FTR = GL Status

Run: 5/6/2026 3:59 PM Copyright © 1998 The California Educational Computer Consortium Joint Powers Authority. All Rights Reserved.

BEST NET CONSORTIUM
18 - Etiwanda School District
Financial Activity Report - Detail (From: 4/1/2026 To: 4/30/2026)

Effective Date	Fu	Rs	Y	Goal	Func	Obj	Sch	Mgmt	Revised Budget	Actual Activity	Pre/Encumbered Pended Activity	Running Balance	Reference	Use Tax	Description/ Vendor Name
Fund 01 GENERAL FUND															
Resource 9015 CYBHI SCHOOL PARTNERSHIP SBCSS CAPACITY GRANT															
Expenditure															
Object 4310 INSTR MATERIALS & SUPPLIES															
04/28/2026	01	9015	0	0000	3900	4310	999	106	(12,000.00)	0.00	0.00	(12,000.00)	BT261436		BUDGET ADJUSTMENT
Total Object 4310 INSTR MATERIALS & SUPPLIES									(12,000.00)	0.00	0.00	(12,000.00)			
Total Expenditure									(23,806.00)	0.00	0.00	(23,806.00)			
Total Resource 9015 CYBHI SCHOOL PARTNERSHIP SBCSS CAPACITY GRANT									23,806.00	0.00	0.00	23,806.00			
Resource 9030 CEG CLASSIFIED SCHOOL EMPLOYEE TEACHER PROGRAM															
Revenue															
Object 8699 ALL OTHER LOCAL REVENUES															
04/28/2026	01	9030	0	0000	0000	8699	000	0000	17,280.00	0.00	0.00	17,280.00	BT261435		BUDGET ADJUSTMENT
04/29/2026	01	9030	0	0000	0000	8699	000	0000	8,640.00	0.00	0.00	25,920.00	BT261457		BUDGET ADJUSTMENT
04/30/2026	01	9030	0	0000	0000	8699	000	0000	8,640.00	0.00	0.00	34,560.00	BT261465		BUDGET ADJUSTMENT
Total Object 8699 ALL OTHER LOCAL REVENUES									34,560.00	0.00	0.00	34,560.00			
Total Revenue									34,560.00	0.00	0.00	34,560.00			
Expenditure															
Object 5880 OTHER ADMIN. CHARGES/FEES															
04/28/2026	01	9030	0	1110	1000	5880	700	DIST	17,280.00	0.00	0.00	17,280.00	BT261435		BUDGET ADJUSTMENT
04/29/2026	01	9030	0	1110	1000	5880	700	DIST	8,640.00	0.00	0.00	25,920.00	BT261457		BUDGET ADJUSTMENT
04/30/2026	01	9030	0	1110	1000	5880	700	DIST	8,640.00	0.00	0.00	34,560.00	BT261465		BUDGET ADJUSTMENT
Total Object 5880 OTHER ADMIN. CHARGES/FEES									34,560.00	0.00	0.00	34,560.00			
Total Expenditure									34,560.00	0.00	0.00	34,560.00			
Total Resource 9030 CEG CLASSIFIED SCHOOL EMPLOYEE TEACHER PROGRAM									0.00	0.00	0.00	0.00			
Total Fund 01 GENERAL FUND									(245,781.00)	0.00	0.00	(245,781.00)			

Criteria: Report Type = Detail; Budget Status = Revised; Running Balance = Yes; Default Column Order = No; Include GL Status = Pended,Encumbered,PreEncumberd; Sort/Group = Fund,Resource,Object; Page Break by = Major Range; Fund = 01; Reference = BT*; Suppress Net Zero Accounts = Yes; Display Columns FTR = GL Status

Run: 5/6/2026 3:59 PM Copyright © 1998 The California Educational Computer Consortium Joint Powers Authority. All Rights Reserved.

Charlayne Sprague
Superintendent
Douglas M. Claflin
Assistant Superintendent of Business Services
Laura Rowland
Assistant Superintendent of Personnel Services
Jeannie Tavolazzi
Assistant Superintendent of Instruction and Pupil Services
Elizabeth Freer
Executive Director of Special Education

School District Etiwanda 1883

Board of Trustees
Cathline Fort
Matthew Gordon
Dr. Fermín Jaramillo
Dayna Karsch
April McAllaster

6061 East Avenue, Etiwanda, California 91739
www.etiwanda.k12.ca.us
(909) 899-2451 FAX (909) 899-9521

TO: Charlayne Sprague

FROM: Douglas M. Claflin

RE: Report of Fingerprint Certification

DATE: May 12, 2026

Please place the following Report of Fingerprint Certification on the board agenda for ratification during the meeting of May 28, 2026:

1. *Assisted Healthcare Services
2. *Bio-Acoustical Engineering Corporation
3. **Burgess Moving and Storage (dba) / Inland Moving and Storage Co., Inc.**
4. *Cardinal Environmental Consultants, Inc.
5. .*Eichenberger Inspection, LLC
6. *Guaranteed Janitorial Service, Inc.
7. **New Image Interior Flooring**
8. *Rite-Way Roof Corporation
9. **Sharifi-Tabesh, Bijan**
10. *Sports Facilities Group, Inc.

*Denotes submission of renewal certification and/or an updated employee list.

Bold Print = 1st Clearance

Docusign Envelope ID: 0CEC69E2-5A66-8754-806A-7389F13D3DA6

FINGERPRINT REQUIREMENTS

RECEIVED MAY 08 2026
Employee Update 2025-2026

Name of Agency: Assisted Healthcare Services

Address: 1126 N Grand Ave Suite 201 City: Covina Zip: 91724

Attention: Members of the Governing Board
Etiwanda School District
6061 East Avenue
Etiwanda, CA 91739

Re: Certification Requirements Pursuant to California Education Code Section 45125.1

Pursuant to your request, my company has completed the requirements of California Education Code Section 45125.1, and do hereby make the following written certifications to the Governing Board of the Etiwanda School District:

1. None of our employees who may come in contact with pupils of the district have been convicted of a felony, as defined in California Education Code Section 45122.1.
2. Attached hereto as "Exhibit A", is a list of employees (names) of the undersigned who may come into contact with pupils.
3. Each employee listed on Exhibit A has been cleared by the Department of Justice (DOJ) pursuant to a fingerprint check conducted in accordance with California Education Code Section 45125.1.

AGENCY CERTIFICATION:

Dr. Cheryl Smith
PRINTED NAME (Authorized Representative)

Signed by:
Dr. Cheryl Smith
690F38E4C0144DC...
SIGNATURE OF AGENCY (Authorized Representative)

5/7/2026
DATE

Docusign Envelope ID: 0CEC69E2-5A66-8754-806A-7389F13D3DA6

EXHIBIT A

RECEIVED MAY 08 2026
Employee Update
2025-2026

LIST OF EMPLOYEES WHO MAY COME IN CONTACT WITH PUPILS

Michael Marquez.

Poppy Idahosa Erese

none

none

none

none

RECEIVED MAY 06 2026
Employee Update
2025-2026

FINGERPRINT REQUIREMENTS

Name of Consultant/Lecturer/Presenter/Contractor:

Bio-Acoustical Engineering Corporation

Address: 15481 Red Hill Avenue, Suite A City: Tustin Zip 92780

Attention: Members of the Governing Board
Etiwanda School District
6061 East Avenue
Etiwanda, CA 91739

Re: Certification Requirements Pursuant to Education Code Section 45125.1

Pursuant to your request, my company has completed the requirements of Education Code Section 45125.1, and do hereby make the following written certifications to the Governing Board of the Etiwanda School District:

1. None of our employees who may come in contact with pupils of the district have been convicted of a felony, as defined in Education Code Section 45122.1.
2. Attached hereto as "Exhibit A", is a list of employees (names) of the undersigned who may come into contact with pupils.
3. Each employee listed on Exhibit A has been cleared by the Department of Justice (DOJ) pursuant to a fingerprint check conducted in accordance with Education Code Section 45125.1.

CONTRACTOR:

Leon Quach
Printed Name

Leon Quach
SIGNATURE OF CONTRACTOR

RECEIVED MAY 06 2026
Employee Update
2025-2026

EXHIBIT A

LIST OF EMPLOYEES WHO MAY COME IN CONTACT WITH PUPILS

Mark	Doyle	Hearing Screener
Luz	Matute	Vision Screener
Joan	Cameron	Vision Screener
Carol	Acton	Vision Screener
Leila	Reynold	Vision Screener
Janet	Bauman	Vision Screener
Cynthia	Campbell	Vision Screener

RECEIVED APR 20 2026
1st Clearance
2025-2026

FINGERPRINT REQUIREMENTS

Name of Consultant/Lecturer/Presenter/Contractor:
Inland Moving and Storage Co., Inc.
DBA Burgess Moving and Storage

Address: 1625 Iowa Ave City: Riverside Zip 92507

Attention: Members of the Governing Board
Etiwanda School District
6061 East Avenue
Etiwanda, CA 91739

Re: Certification Requirements Pursuant to Education Code Section 45125.1

Pursuant to your request, my company has completed the requirements of Education Code Section 45125.1, and do hereby make the following written certifications to the Governing Board of the Etiwanda School District:

1. None of our employees who may come in contact with pupils of the district have been convicted of a felony, as defined in Education Code Section 45122.1.

2. Attached hereto as "Exhibit A", is a list of employees (names) of the undersigned who may come into contact with pupils.

3. Each employee listed on Exhibit A has been cleared by the Department of Justice (DOJ) pursuant to a fingerprint check conducted in accordance with Education Code Section 45125.1.

CONTRACTOR:

Ed Coelho, Secretary & Treasurer
Printed Name

SIGNATURE OF CONTRACTOR

RECEIVED APR 20 2026

1st Clearance
2025-2026

EXHIBIT A

LIST OF EMPLOYEES WHO MAY COME IN CONTACT WITH PUPILS

Burgess Moving & Storage

Live-Scan Employee List:

Coelho, Ed
Compton, Christopher
Compton, Jesse
Doyel, Nathan
Gallegos, Juan
Martinez, Jorge
Miller, Andrew
Plumlee, Ryan
Protat, Mike
Ranger, James
Roddy, Kevin
Rodriguez, Rolando
Sanchez, Freddy
Whitmore, Austin
Whitmore, Thomas

RECEIVED APR 22 2026
Renewal
2025-2026

FINGERPRINT REQUIREMENTS

Name of Consultant/Lecturer/Presenter/Contractor:

Cardinal Environmental Consultants, Inc

Address: 2681 Dow Ave. STE. C1 City: Tustin Zip 92780

Attention: Members of the Governing Board
Etiwanda School District
6061 East Avenue
Etiwanda, CA 91739

Re: Certification Requirements Pursuant to Education Code Section 45125.1

Pursuant to your request, my company has completed the requirements of Education Code Section 45125.1, and do hereby make the following written certifications to the Governing Board of the Etiwanda School District:

1. None of our employees who may come in contact with pupils of the district have been convicted of a felony, as defined in Education Code Section 45122.1.
2. Attached hereto as "Exhibit A", is a list of employees (names) of the undersigned who may come into contact with pupils.
3. Each employee listed on Exhibit A has been cleared by the Department of Justice (DOJ) pursuant to a fingerprint check conducted in accordance with Education Code Section 45125.1.

CONTRACTOR:

Ronald McDaniel
Printed Name

Ronald R McDaniel
SIGNATURE OF CONTRACTOR

RECEIVED APR 22 2026

EXHIBIT A

LIST OF EMPLOYEES WHO MAY COME IN CONTACT WITH PUPILS

Ronald	McDaniel	President
Kade	McDaniel	CFO
Liborio	Xochitemol	Technician
Dane	McDaniel	Project Manager

RECEIVED MAY 11 2026
Renewal
2025-2026

FINGERPRINT REQUIREMENTS

Name of Consultant/Lecturer/Presenter/Contractor:

Eichenberger Inspection LLC

Address: 8780 19th Street #153 City: Alta Loma Zip 91701

Attention: Members of the Governing Board
Etiwanda School District
6061 East Avenue
Etiwanda, CA 91739

Re: Certification Requirements Pursuant to Education Code Section 45125.1

Pursuant to your request, my company has completed the requirements of Education Code Section 45125.1, and do hereby make the following written certifications to the Governing Board of the Etiwanda School District:

1. None of our employees who may come in contact with pupils of the district have been convicted of a felony, as defined in Education Code Section 45122.1.
2. Attached hereto as "Exhibit A", is a list of employees (names) of the undersigned who may come into contact with pupils.
3. Each employee listed on Exhibit A has been cleared by the Department of Justice (DOJ) pursuant to a fingerprint check conducted in accordance with Education Code Section 45125.1.

CONTRACTOR:

Eric Eichenberger

Printed Name

SIGNATURE OF CONTRACTOR

RECEIVED MAY 11 2026

Renewal
2025-2026

EXHIBIT A

LIST OF EMPLOYEES WHO MAY COME IN CONTACT WITH PUPILS

Koi Eichenberger
Eric Eichenberger
Miguel Hernandez

RECEIVED MAY 12 2026

Employee Update
2025-2026

FINGERPRINT REQUIREMENTS

Name of Consultant/Lecturer/Presenter/Contractor:

Eichenberger Inspection, LLC

Address: 8780 19th St. #153 City: Alta Loma Zip 91701

Attention: Members of the Governing Board
Etiwanda School District
6061 East Avenue
Etiwanda, CA 91739

Re: Certification Requirements Pursuant to Education Code Section 45125.1

Pursuant to your request, my company has completed the requirements of Education Code Section 45125.1, and do hereby make the following written certifications to the Governing Board of the Etiwanda School District:

1. None of our employees who may come in contact with pupils of the district have been convicted of a felony, as defined in Education Code Section 45122.1.

2. Attached hereto as "Exhibit A", is a list of employees (names) of the undersigned who may come into contact with pupils.

3. Each employee listed on Exhibit A has been cleared by the Department of Justice (DOJ) pursuant to a fingerprint check conducted in accordance with Education Code Section 45125.1.

CONTRACTOR:

Eichenberger Inspection LLC
Printed Name

SIGNATURE OF CONTRACTOR

Contract Updated *6-18-2024*

RECEIVED MAY 12 2026
Employee Update
2025-2026

EXHIBIT A

LIST OF EMPLOYEES WHO MAY COME IN CONTACT WITH PUPILS

Eric Eichenberger
Phil Cremo

Guaranteed Janitorial Service. Inc.

RECEIVED APR 24 2026
Employee Update
2025-2026

April 15, 2026

Guaranteed Janitorial Service, Inc.
13039 11th Street
Chino California 91710

Attention: Etiwanda School District
Members of the Governing Board

Re: Certification Requirements Pursuant to Education Code Section 45125.1

Pursuant to your request, my company has completed the requirements of Education Code Section 45125.1, and makes the following written certifications to the governing board:

1. None of our employees who may come in contact with pupils of the district have been convicted of a felony as defined in Education Code Section 45122.1.

2. Attached hereto as Exhibit "A" is a list of names of the employees of the undersigned who may come into contact with pupils.

3. Each employee listed has been cleared by the Department of Justice pursuant to the fingerprint check conducted in accordance with Education Code section 45125.1.

Sincerely,

Martha E. Ortiz – Administrator

13039 11th Street • Chino, CA 91710 • (909) 465-5542 • FAX (909) 465-5545

Guaranteed Janitorial Service. Inc.

RECEIVED APR 24 2026

Employee Updat 2025-2026

GUARANTEED JANITORIAL SERVICE, INC.
EXHIBIT "A"
"List of Employees Who May Come In Contact With Pupils"

UPDATED: 04/15/2026

SOLORIO – ANTONIA GARCIA & RAUL ACOSTA

EOC – CONCEPCION CASTELLANO

PERDEW – MAYRA CAROLINA CALVIO –

DO – ANGELICA TRUJILLO

WEST HERITAGE – BLANCA CARILLO & LILIA ZENDEJAS

FALCON RIDGE – YESENIA ROJAS & NORMA HERRERA

EAST HERITAGE – MARIA GOMEZ & GABY ARROYO

HIS – MARIA CRISITINA ARCE – CAROLINA VELASQUEZ

GRAPELAND – ANGELICA BRISENO, JOSE LOPEZ & CONCEPCION CASTELLANO

ETIWANDA INTERMEDIATE – YESENIA ROJAS & ROBERTO VARGAS

ETIWANDA COLONY - CLAUDIA FLORES – RUDY ACEVEDO

SUMMIT INTERMEDIATE - ANGELICA TRUJILLO – ANTONIA ARMENTA

DWL –CRISTINA BELTRAN & TERESA ALONSO

GOLDEN – MARLENE COLINDRES – TRINIDAD SANDOVAL – FRANCISCO GOMEZ

CARYN - MARIA MALENA ANDRADE –

TERRA VISTA – BLANCA BECERRIL – ERICA PORTILLO

DAYCREEK INTERMEDIATE – MARIA IZARRARAS – CONSUELO REYES

CARLETON P. LIGHTFOOT – DIANA VALLADORES – MILTON VASQUEZ – FABIOLA AYALA

WINDROWS – MARIA TERESA RODRIGUEZ – MANUEL JIMENEZ

SUPERVISORS– NALLELI GONZALES
RALPH SANTANA
DELIVERIES – ADRIAN SANTANA
Carpet Crew – ERIC ORTIZ
NICK SANTANA
ERICK SAN PEDRO

13039 11th Street • Chino, CA 91710 • (909) 465-5542 • FAX (909) 465-5545

RECEIVED MAY 05 2026

Employee Updat
2025-2026

FINGERPRINT REQUIREMENTS

Name of Consultant/Lecturer/Presenter/Contractor:

GUARANTEED JANITORIAL SERVICE INC

Address: 13039 11TH STREET City: CHINO Zip 91710

Attention: Members of the Governing Board
Etiwanda School District
6061 East Avenue
Etiwanda, CA 91739

Re: Certification Requirements Pursuant to Education Code Section 45125.1

Pursuant to your request, my company has completed the requirements of Education Code Section 45125.1, and do hereby make the following written certifications to the Governing Board of the Etiwanda School District:

1. None of our employees who may come in contact with pupils of the district have been convicted of a felony, as defined in Education Code Section 45122.1.
2. Attached hereto as "Exhibit A", is a list of employees (names) of the undersigned who may come into contact with pupils.
3. Each employee listed on Exhibit A has been cleared by the Department of Justice (DOJ) pursuant to a fingerprint check conducted in accordance with Education Code Section 45125.1.

CONTRACTOR:

Guaranteed Janitorial Service, Inc.
Printed Name

Martha Ortiz
SIGNATURE OF CONTRACTOR

RECEIVED MAY 05 2026

Employee Update 2025-2026

EXHIBIT A

LIST OF EMPLOYEES WHO MAY COME IN CONTACT WITH PUPILS

Antonia	Garcia	Custodian
Raul	Acosta	Custodian
Mayra Carolina	Calvio	Custodian
Blanca	Carillo	Custodian
Lilia	Zendejas	Custodian
Yesenia	Rojas	Custodian
Norma	Herrera	Custodian
Maria	Gomez	Custodian
Gabriela	Arroyo	Custodian
Maria Cristina	Arce	Custodian
Carolina	Velasquez	Custodian
Angelica	Briseno	Custodian
Jose	Lopez	Custodian
Concepcion	Castellano	Custodian
Roberto	Vargas	Custodian
Claudia	Flores	Custodian
Rudy	Acevedo	Custodian
Angelica	Trujillo	Custodian
Antonia	Armenta	Custodian
Cristina	Beltran	Custodian
Teresa	Alonso	Custodian
Marlene	Colindres	Custodian
Trinidad	Sandoval	Custodian
Francisco	Gomez	Custodian
Maria Malena	Andrade	Custodian
Blanca	Becerril	Custodian
Erica	Portillo	Custodian
Maria	Izarraras	Custodian
Consuelo	Reyes	Custodian
Diana	Valladores	Custodian
Milton	Vasquez	Custodian
Fabiola	Ayala	Custodian
Maria Teresa	Rodriguez	Custodian
Manuel	Jimenez	Custodian
Nalleli	Gonzalez	Supervisor

RECEIVED MAY 12 2026

1st clearance
2025-2026

FINGERPRINT REQUIREMENTS

Name of Consultant/Lecturer/Presenter/Contractor:

New Image Interior Flooring

Address: 12137 2nd St City: Yucaipa Zip 92399

Attention: Members of the Governing Board
Etiwanda School District
6061 East Avenue
Etiwanda, CA 91739

Re: Certification Requirements Pursuant to Education Code Section 45125.1

Pursuant to your request, my company has completed the requirements of Education Code Section 45125.1, and do hereby make the following written certifications to the Governing Board of the Etiwanda School District:

1. None of our employees who may come in contact with pupils of the district have been convicted of a felony, as defined in Education Code Section 45122.1.

2. Attached hereto as "Exhibit A", is a list of employees (names) of the undersigned who may come into contact with pupils.

3. Each employee listed on Exhibit A has been cleared by the Department of Justice (DOJ) pursuant to a fingerprint check conducted in accordance with Education Code Section 45125.1.

CONTRACTOR:

Juan P. Gomez Jr
Printed Name

SIGNATURE OF CONTRACTOR

RECEIVED MAY 12 2026

1st Clearance
2025-2026

EXHIBIT A

LIST OF EMPLOYEES WHO MAY COME IN CONTACT WITH PUPILS

1. Roberto Cardona
2. Jose luis perez
3. Rodrigo palacio
4. Alfredo Leyva Hernandez
5. Ricardo Aviles
6. Koby Morales
7. Diego Aviles
8. Hernane Delgado
9. Juan Gomez
10. Richard Delgado
11. ~~Hans~~ Fernando Gonzales

RECEIVED APR 10 2026

Renewal
2025 - 2026

FINGERPRINT REQUIREMENTS

Name of Consultant/Lecturer/Presenter/Contractor:

Rite-Way Roof Corporation

Address: 15425 Arrow Route City: Fontana Zip 92335

Attention: Members of the Governing Board
Etiwanda School District
6061 East Avenue
Etiwanda, CA 91739

Re: Certification Requirements Pursuant to Education Code Section 45125.1

Pursuant to your request, my company has completed the requirements of Education Code Section 45125.1, and do hereby make the following written certifications to the Governing Board of the Etiwanda School District:

1. None of our employees who may come in contact with pupils of the district have been convicted of a felony, as defined in Education Code Section 45122.1.

2. Attached hereto as "Exhibit A", is a list of employees (names) of the undersigned who may come into contact with pupils.

3. Each employee listed on Exhibit A has been cleared by the Department of Justice (DOJ) pursuant to a fingerprint check conducted in accordance with Education Code Section 45125.1.

CONTRACTOR:

Jeff Hughes, President
Printed Name

SIGNATURE OF CONTRACTOR

RECEIVED APR 10 2026
Renewal
2025-2026

EXHIBIT A

LIST OF EMPLOYEES WHO MAY COME IN CONTACT WITH PUPILS

See attached

RECEIVED APR 10 2026
Renewal
2025-2026

CONTRACTOR CERTIFICATION REGARDING BACKGROUND CHECKS

ATTACHMENT

JAVIER CHAIDEZ

OSCAR ALEGRIA

OSCAR ALEGRIA ANAYA

GUSTAVO ALEGRIA

CESAR ALEGRIA

JOSE ALEGRIA

FRANCISCO MARIANO

ARTURO GONZALEZ

JUAN C. ARANGURE

ADAM HERNANDEZ

PABLO CRUZ

RICKY SAVALA

JOSE OLIVER RUBIO LOPEZ

ZEFERINO ARELLANO

HIROSHI MARTINEZ

LUIS GALLARDO

RECEIVED APR - 9 2026
1ST CLEARANCE
2025 - 2026

FINGERPRINT REQUIREMENTS

Name of Consultant/Lecturer/Presenter/Contractor:

Bijan Sharifi-Tabesh

Address: 8515 Attica Dr City: Riverside Zip 92508

Attention: Members of the Governing Board
Etiwanda School District
6061 East Avenue
Etiwanda, CA 91739

Re: Certification Requirements Pursuant to Education Code Section 45125.1

Pursuant to your request, my company has completed the requirements of Education Code Section 45125.1, and do hereby make the following written certifications to the Governing Board of the Etiwanda School District:

1. None of our employees who may come in contact with pupils of the district have been convicted of a felony, as defined in Education Code Section 45122.1.

2. Attached hereto as "Exhibit A", is a list of employees (names) of the undersigned who may come into contact with pupils.

3. Each employee listed on Exhibit A has been cleared by the Department of Justice (DOJ) pursuant to a fingerprint check conducted in accordance with Education Code Section 45125.1.

CONTRACTOR:

Printed Name

SIGNATURE OF CONTRACTOR

Contract Updated 10-16-2019

RECEIVED APR - 9 2026
1st Clearance
2025-2026

EXHIBIT A

LIST OF EMPLOYEES WHO MAY COME IN CONTACT WITH PUPILS

Bijan Sharifi-Tabesh

RECEIVED APR 22 2026
Employee Update
2025 - 2026

FINGERPRINT REQUIREMENTS

Name of Consultant/Lecturer/Presenter/Contractor:

SPORTS FACILITIES GROUP, INC

Address: PO BOX 7024 City: RIVERSIDE Zip 92503

Attention: Members of the Governing Board
Etiwanda School District
6061 East Avenue
Etiwanda, CA 91739

Re: Certification Requirements Pursuant to Education Code Section 45125.1

Pursuant to your request, my company has completed the requirements of Education Code Section 45125.1, and do hereby make the following written certifications to the Governing Board of the Etiwanda School District:

1. None of our employees who may come in contact with pupils of the district have been convicted of a felony, as defined in Education Code Section 45122.1.
2. Attached hereto as "Exhibit A", is a list of employees (names) of the undersigned who may come into contact with pupils.
3. Each employee listed on Exhibit A has been cleared by the Department of Justice (DOJ) pursuant to a fingerprint check conducted in accordance with Education Code Section 45125.1.

CONTRACTOR:

Sports Facilities Group. Inc.
Printed Name

David Finewood
SIGNATURE OF CONTRACTOR

RECEIVED APR 22 2026
Employee Update
2025 - 2026

EXHIBIT A

LIST OF EMPLOYEES WHO MAY COME IN CONTACT WITH PUPILS

Moises	Rodriguez	Installer / Service Tech
Alex	Rodriguez	Installer / Service Tech
Daniel	Rameirez	Installer / Service Tech
Ambrocio	Avilla	Installer / Service Tech
Noe	Guzman	Installer / Service Tech
James	Cazeras	Installer / Service Tech
Adam	Gutierez	Installer / Service Tech
Alex	Lopez	Installer / Service Tech

Position/Title	Mileage Stipend Rate Effective July 1, 2026	Cell Phone Stipend Effective July 1, 2026
Certificated		
Assistant Superintendent of Personnel	$344	$25
Executive Director of Special Education	$344	$25
Director of Personnel	$344	$25
Director of Pupil Services	$344	$25
Director of Instruction	$344	$25
Administrator of Personnel	$344	$25
Administrator of Pupil Services	$344	$25
Instruction Dept. Education Coordinator*	$64	$25
Instruction Dept. Education Coordinator*	$71	$25
Director of Data Assessment & Accountability	$71	$25
Professional Development Providers	$184	$25
Extended Day Program Coordinator	$177	$25
Principals	$72	$25
Psychologists	$0	$25
Lead Psychologists	$171	$25
Clinical Counselors / Intern Facilitators	$171	$25
Associate Clinical Counselors	$94	$25
Program Specialist/Special Ed Coordinator	$176	$25
Health Svc. Coordinator	$177	$25
Nurses	$185	$25
Adaptive Physical Ed Teacher	$174	$25
Elementary Physical Ed Teacher	$0	$25
Library Services Program Specialist	$69	$25
District Teacher Librarian	$70	$25

Position/Title	Mileage Stipend Rate Effective July 1, 2026	Cell Phone Stipend Effective July 1, 2026
Classified		
Director/Manager, Fiscal Services	$204	$25
Behavioral Specialists	$207	$25
Occupational Therapist	$195	$25
Occupational Therapist II	$207	$25
Extended Learning Program Supervisor	$123	$25
Child Care Coordinators 10 Month	$22	$0
Child Care Coordinators 11.5 & 12 Month	$49	$0
Associate Clinical Counselors	$94	$25
Technology		
Director/Manager, Data Systems	$204	$25
Systems Engineer/Security & Network	$0	$25
Systems Analyst/Programmer	$204	$25
Computer Support Specialist/Technician	$204	$25
Computer Support Technician - Instruction	$0	$25
School Site ITSC (1FTE)	$51	$25
Maintenance & Operations		
Director of Operations & Facilities	$0	$25
Supervisor of Facilities	$0	$25
Supervisor Grounds / Supervisor Maintenance	$0	$25
Child Nutrition		
Director/Manager, Child Nutrition	$204	$25
Child Nutrition Technician	$0	$25
Child Nutrition Coordinator	$0	$25
Food Service Worker III - Intermediate Kitchen Managers	$0	$25
Food Service Worker II - Elementary Kitchen Managers	$0	$25
* Stipend amounts vary due to work calendar and job duties.		

Charlayne Sprague
Superintendent
Douglas M. Claflin
Assistant Superintendent of Business Services
Laura Rowland
Assistant Superintendent of Personnel Services
Jeannie Tavolazzi
Assistant Superintendent of Instruction and Pupil Services
Elizabeth Freer
Executive Director of Special Education

Board of Trustees
Cathline Fort
Matthew Gordon
Dr. Fermín Jaramillo
Dayna Karsch
April McAllaster

School District Etiwanda
1883

6061 East Avenue, Etiwanda, California 91739
www.etiwanda.k12.ca.us
(909) 899-2451 FAX (909) 803-3022

To: Board of Trustees

From: Douglas M. Claflin, Assistant Superintendent of Business Services

Date: May 28, 2026

Subject: Discussion and action regarding the process for the applications for the Independent Citizens' Bond Oversight Committee members.

Background Information:

On January 19, 2017, the Board of Trustees, pursuant to the requirements of Education Code Section 15278, established an Independent Citizens' Bond Oversight Committee for Measure I, for the general purpose of informing the public concerning the expenditures of proceeds of the Bond.

The Bylaws direct that Oversight Committee members shall be appointed by the Board through the following process:

a. The district will advertise on its website, and through other customary forums, as well as solicit appropriate local groups for applications.
b. The superintendent will review the applications, and
c. The superintendent will make recommendation to the Board.

The Oversight Committee shall consist of at least seven members appointed by the Board from a list of candidates submitting written applications in the following categories:

- One member shall be a parent or guardian of a child enrolled in the district.
- One member shall be both a parent or guardian of a child enrolled in the district and active in a parent-teacher association, such as the P.T.A. or a school site council.
- One member active in a business organization representing the business community located in the district.
- One member active in a senior citizens' organization.
- One member active in a bona-fide taxpayer association.
- Two members of the community at large.

The position needed to be filled are:

- One member shall be a parent or guardian of a child enrolled in the district.
- One member shall be both a parent or guardian of a child enrolled in the district and active in a parent-teacher association, such as the P.T.A. or a school site council.
- One member active in a business organization representing the business community located in the district.
- Two members of the community at large.

Fiscal Impact:

Formation of the oversight committee is required by law upon the passage of Measure I. Failure to form the oversight committee could result in the inability to sell bonds and start the proposed facilities improvements.

Recommendation:

Approve the process for applications for future appointments by the board.

Independent Citizens' Bond Oversight Committee Applications

Applications are available for those interested in serving on the Etiwanda School District Measure I Independent Citizens' Bond Oversight Committee. The district is currently seeking applicants in the following categories:

- **Business Representative** - Active in a business organization representing local business
- **Parent /Guardian of Child Enrolled in District.**
- **Parent /Guardian of Child Enrolled in District & Active in a Parent-Teacher Organization**
- **At-Large Community Members (2) – Resident of the Etiwanda School District.**



The purpose of the Committee is to inform the public how the bond proceeds are spent. The Committee is expected to review and report on the proper expenditure of taxpayers' money for school construction projects. Service on the Committee is limited to one or two year terms and is unpaid. It is anticipated that the Committee will meet no more than four times per year.

Members may not be vendors, consultants, contractors, employees, or officials of the school district.

When available, applicants must complete the application form and submit it either in person or by mail to the following address: Etiwanda School District, 6061 East Avenue, Etiwanda, CA 91739. If necessary, applications will be accepted until all required positions are filled.

Information and applications will be available at the District Office or on the District website at www.etiwanda.org/bond. If you have any questions contact Michele Stewart, administrative assistant II, business services at (909) 803-3147 or by email at Michele_Stewart@etiwanda.org.



Charlayne Sprague
Superintendent
Douglas M. Claflin
Assistant Superintendent of Business Services
Laura Rowland
Assistant Superintendent of Personnel Services
Jeannie Tavolazzi
Assistant Superintendent of Instruction and Pupil Services
Elizabeth Freer
Executive Director of Special Education

Board of Trustees
Cathline Fort
Matthew Gordon
Dr. Fermín Jaramillo
Dayna Karsch
April McAllaster

6061 East Avenue, Etiwanda, California 91739
www.etiwanda.k12.ca.us
(909) 899-2451 FAX (909) 803-3021

MEMORANDUM

To: Charlayne Sprague, Superintendent

From: Doug Claflin, Assistant Superintendent of Business
Michele Stewart, Administrative Assistant II

Re: Donations

Subject: Board Meeting: May 28, 2026

Donated by	Item(s)	Donated to	Approximate or Actual Value
The Kroger Co.	Cash	Caryn ES	$ 229.47
See's Candy Shops, Inc.	Cash	Caryn ES	$ 489.20
Box Top for Education	Cash	Caryn ES	$ 8.20
John L. Golden Elementary School PTA	Cash	John L. Golden ES	$ 1,189.98
Box Top for Education	Cash	Summit IS	$ 0.50
Day Creek Intermediate PTSO	Cash	Day Creek IS	$12,000.00

DONATION FORM
Cash

Please submit form to the Business Department to add the below items to the board meeting agenda for formal acceptance by the Board of Trustees.

Submitted by: Karen Ferns Date: 4/22/2026

School/Department: Caryn Elementary Date Approved: _____

Donated to: Caryn Elementary

Donated by: Kroger

Contact Name: _____

Address: 1014 Vine Street

Cincinnati, OH 45202

Phone number: _____ Email: _____

No goods or services have been provided for these items. Please list donated item(s) below.

DESCRIPTION OF HOW FUNDS WILL BE USED	CHECK#	AMOUNT	COMMENTS	OBJECT CODE TO DEPOST INTO
Instructional Supplies	504608256	$229.47		01-0000-
				1110-1000-
				4310-006-
				DONA

Revised 2.28.17

DONATION FORM
Cash

Please submit form to the Business Department to add the below items to the board meeting agenda for formal acceptance by the Board of Trustees.

Submitted by: Karen Ferns Date: 4/22/2026

School/Department: Caryn Elementary Date Approved: _____

Donated to: Caryn Elementary

Donated by: See's Candy Shops, Inc.

Contact Name: _____

Address: 20600 S. Alameda St.

Carson, CA 90810

Phone number: _____ Email: _____

No goods or services have been provided for these items. Please list donated item(s) below.

DESCRIPTION OF HOW FUNDS WILL BE USED	CHECK#	AMOUNT	COMMENTS	OBJECT CODE TO DEPOST INTO
Instructional Supplies	38513	$489.20		01-0000-
				1110-1000-
				4310-006-
				DONA

Revised 2.28.17

DONATION FORM
Cash

Please submit form to the Business Department to add the below items to the board meeting agenda for formal acceptance by the Board of Trustees.

Submitted by: Karen Ferns Date: 4/22/2026

School/Department: Caryn Elementary Date Approved: _____

Donated to: Caryn Elementary

Donated by: Box Tops for Education

Contact Name: _____

Address: 137800 Oakland Avenue

Highland Park, MI 48203

Phone number: _____ Email: _____

No goods or services have been provided for these items. Please list donated item(s) below.

DESCRIPTION OF HOW FUNDS WILL BE USED	CHECK#	AMOUNT	COMMENTS	OBJECT CODE TO DEPOST INTO
Instructional Supplies	5095368	$8.20		01-0000-
				1110-1000-
				4310-006-
				DONA

Revised 2.28.17

DONATION FORM

Type of Donation Cash

Please submit form to the Instruction Department to add the below items to the board meeting agenda for formal acceptance by the Board of Trustees.

Submitted by LAURA Jordan Date 04/27/2026

School/Department Golden Elementary Date Approved _____

Donated to John Golden Elementary

Donated by Golden Elementary PTA

Contact Name _____

Address 12400 Banyan Street

Etiwanda, CA 91739

Phone number _____ Email _____

No goods or services have been provided for these items. Please list donated item(s) below.

QTY	DESCRIPTION	APPROX VALUE
		$
		$
		$
		$
		$
		$
		$
		$
		$
		$
		$
		$
		$

No goods or services have been provided for these items. Please list cash donations below.

DESCRIPTION OF HOW FUNDS WILL BE USED	CHECK#	AMOUNT	COMMENTS	DEPOSIT ACCT
Purchase benches for office	5,596	1,189.98	N/A	DONA

Total Value: 1,189.98

DONATION FORM

Type of Donation Cash

Please submit form to the Instruction Department to add the below items to the board meeting agenda for formal acceptance by the Board of Trustees.

Submitted by Nichole Kelley Date 04/24/2026

School/Department Summit Intermediate Date Approved

Donated to Summit Intermediate

Donated by Box Tops for Education

Contact Name Box Tops for Education

Address 13700 Oakland Avenue

Highland Park, MI 48203

Phone number 888-799-2444 Email N/A

No goods or services have been provided for these items. Please list donated item(s) below.

QTY	DESCRIPTION	APPROX VALUE
		$
		$
		$
		$
		$
		$
		$
		$
		$
		$
		$
		$
		$

No goods or services have been provided for these items. Please list cash donations below.

DESCRIPTION OF HOW FUNDS WILL BE USED	CHECK#	AMOUNT	COMMENTS	DEPOSIT ACCT
Instructional Supplies	5,069,690	0.50	N/A	DONA

Total Value: 0.50

DONATION FORM

Type of Donation Cash

Please submit form to the Instruction Department to add the below items to the board meeting agenda for formal acceptance by the Board of Trustees.

Submitted by Lisa Rich Date 05/11/2026

School/Department Day Creek Intermediate Date Approved 05/28/2026

Donated to Day Creek Intermediate

Donated by DCIS PTSO

Contact Name Kalani Chavez

Address

Phone number Email

No goods or services have been provided for these items. Please list donated item(s) below.

QTY	DESCRIPTION	APPROX VALUE
		$
		$
		$
		$
		$
		$
		$
		$
		$
		$
		$
		$
		$

No goods or services have been provided for these items. Please list cash donations below.

DESCRIPTION OF HOW FUNDS WILL BE USED	CHECK#	AMOUNT	COMMENTS	DEPOSIT ACCT
Purchase of a Konica Color Copier/supplies	1520	12,000.00	N/A	4310 DONA

Total Value: 12,000.00

AR052826A-01

EDUCATIONAL AFFILIATION AGREEMENT

This Agreement is made and entered into between the Rancho Santiago Community College District, a public educational agency ("District") located at 2323 North Broadway, Santa Ana, California on behalf of the Santa Ana College Speech-Language Pathology Assistant Program ("College") and Etiwanda School District ("Agency"), located at 6061 East Avenue, Etiwanda, CA.

PART I. BASIS AND PURPOSE OF AGREEMENT

WHEREAS, the District and Agency acknowledge a public obligation to contribute to Speech- Language Pathology Assistant Program education for the benefit of Students and to meet community needs;

WHEREAS, the District operates Santa Ana College ("College") and the College is a duly accredited educational institution that conducts the program described and identified in this Agreement;

WHEREAS, the District provides programs in Speech-Language Pathology Assistant Program education, which require clinical experience for Students, hereafter called **"Students"**, enrolled in these programs;

WHEREAS, the Agency has facilities suitable for the clinical needs of the District Speech- Language Pathology Assistant Program;

WHEREAS, it is to benefit of both District and Agency that Speech-Language Pathology Assistant Program Students have opportunities for clinical experience to enhance their capabilities as practitioners;

NOW, THEREFORE, the District and Agency do covenant and agree as follows:

PART II. GENERAL RESPONSIBILITIES AND PRIVILEGES OF THE DISTRICT

A. For the Program in General

1. The District will assume full responsibility for offering Speech-Language Pathology Assistant Program education programs eligible for approval by the Speech-Language Pathology & Audiology Board.

2. The District will designate the Students enrolled in the Speech-Language Pathology Assistant Program to be assigned for clinical experience in the Speech- Language Pathology areas of the Agency in such numbers as are mutually agreed upon by both parties.

3. The District will supervise, in cooperation with the Agency supervisor, all instruction and learning and clinical experience given to the Students at the Agency's facility so designated and provide instructor to supervise the clinical and learning experiences given to them at the Agency, provided however, that the responsibility for service to the client remain with the Agency.

4. The District will keep academic and clinical experience records of Students participating in said program.

5. The District will provide and be responsible for the care and control of educational supplies and education equipment necessary for instruction, including library materials, audiovisual equipment and supplies which are not customarily available at the Agency for the Speech-Language Pathology Assistant clinical experience.

6. The District will agree that the Student shall be subject to requirements and restrictions specified jointly by representative of District and Agency, and subject to Agency rules and regulations governing conduct, copies of which shall be provided in advance to District by Agency.

7. The District will require District's Speech-Language Pathology Assistant Program instructors to obtain the approval of the Agency's Director of Speech-Language Pathology in advance of:

    a) Student Speech-Language Pathology Assistant schedules.
    b) Placement of Student in clinical experience assignments.
    c) Changes in clinical experience assignments.

8. The District will, in consultation and coordination and with the approval of the Agency's Director of Speech-Language Pathology and the Speech-Language Pathology Assistant staff, plan for the Speech-Language Pathology Assistant clinical experience to be provided to Students under this agreement.

9. The District will in consultation and coordination with the Agency's Director of Speech-Language Pathology arrange for periodic conferences between appropriate representation of the District and Agency to evaluate the Speech-Language Pathology Assistant field experience program provided under this Agreement.

PART III. **GENERAL RESPONSIBILITIES AND PRIVILEGES OF THE AGENCY**

A. For the Program in General

1. The Agency will maintain the standards, which make it eligible for approval as a clinical area for instruction in accredited Speech-Language Pathology Assistant Programs.

2. The Agency will provide staff members who hold a current state license or credential to practice speech-language pathology to supervise Speech-Language Pathology Assistant Students. In addition, supervising SLPs need to have a minimum of 2 years of full-time experience as practicing speech language pathologists.

3. The administration of the service and client care at the Agency shall be the responsibility of and under the control and supervision of the Agency and shall be administered through the Agency and Agency staff.

4. The Agency will provide service facilities for learning experiences therein for Students enrolled in the Speech-Language Pathology Assistant Program of District who are designated by District for such experience at the Agency (the clinical experience for any one Student shall cover such period of time as may be specified by District.)

5. The Agency will permit clinical experience in Speech-Language Pathology Assistant training by such Students, either individually and/or in groups. All services of the Agency herein contracted for, such services and the number of Students receiving experience therein shall be by mutual agreement between parties and in accordance with the standards set forth by the American Speech-Language-Hearing Association.

6. The Agency will provide service areas in such a manner that there will be no conflict of learning opportunities among groups of Students, and permit the district instructors and Students access to service facilities, according to prearranged scheduling.

7. The Agency will permit its employees to participate in the educational program as resource persons and clinical experts provided such participation does not interfere with assigned duties.

8. The Agency will provide orientation for Students and faculty to familiarize them with the Agency's faciltiy and Agency policies before assigning them to duties at the Agency.

9. The Agency will permit the faculty and Students of the District to use its facilities for clinical education according to approved curricula.

10. The Agency will permit the Agency's Director of Speech-Language Pathology and other designated Speech-Language Pathology personnel to attend meetings of the District's Speech-Language Pathology Assistant Program Faculty, or any committee thereof, to coordinate the clinical experience for the Speech-Language Pathology Assistant Program provided for under this Agreement.

11. The Agency will reserve the right, after consultation with the District, to refuse to accept for further Speech-Language Pathology Assistant Program clinical experience any of the college Students who in the Agency's judgment are not participating satisfactorily, provided however, neither party shall discriminate with respect to the acceptance in or exclusion of Students from the program.

12. The Agency will provide the educational use of supplies and equipment as are commonly available for client care.

13. It is understood by the parties to the Agreement that the Agency remain responsible for client care at all times.

14. The parties agree that the Agency shall have no monetary obligation to District, the Speech-Language Pathologist Assistant Students or to Speech-Language Pathology Assistant instructors.

PART IV. JOINT RESPONSIBILITIES AND PRIVILEGES

A. For publications

1. Publication by District faculty, or Agency's staff members of any material relative to their clinical experience, that has not been approved for release by the District and Agency signers of this agreement, is prohibited.

B. Confidentiality of Patient Records

The Agency is a covered entity for purposes of the Health Insurance Portability and Accountability Act ("HIPAA") and subject to 45 C.F.R. Parts 160 and 164 (the HIPAA Privacy Regulation"). Agency shall direct Students, and Instructors providing supervision at the Agency as part of the Program, to comply with the policies and procedures of the Agency, including those governing the use and disclosure of individually identifiable health information under federal law, specifically the HIPAA Privacy Regulation. Solely for the purposes of defining the Students' and Instructors' role in relation to the use and disclosure of Agency's protected health information, the Students and Instructors are defined as members of the Agency's workforce, as that term is defined by 45 C.F.R. 160.103, when engaged in activities pursuant to this Agreement. However, the Students and Instructors are not and shall not be considered to be employees of the Agency. The District and/or College will never access or request to access any Protected Health Information held or collected by or on behalf of the

Agency by a Student or Instructor who is acting as part of the Facilities workforce. No services are being provided to the Agency by the District pursuant to this Agreement and, therefore, this Agreement does not create a "business associate" relationship as that term is defined in 45 C.F.R. § 160.103.

C. Indemnification

The District hereby agrees to defend, indemnify and hold harmless the Agency, its directors, officers, agents and employees from and against claims, losses, liabilities, expenses (including reasonable attorneys' fees), judgments or settlements arising from injury to person or property, including death arising from any negligence on the part of District, its Instructors, Students, agents or employees in connection with or arising out of the acts or omissions in services performed under this agreement or any breach or default in performance of any of the District's obligations hereunder.

The Agency hereby agrees to defend, indemnify and hold harmless the District, its Board of Trustees, employees, agents, and officers from and against claims, losses, liabilities, expenses (including reasonable attorneys' fees), judgments or settlements arising from injury to person or property, including death arising from any negligence on the part of the Agency, its parents, subsidiaries, directors, officers, agents and employees in connection with or arising out of the acts or omissions in services performed under this Agreement or any breach or default in performance of any of the Agency's obligations hereunder.

D. Insurance:

Without limiting the indemnification obligations stated above, each party to the Agreement shall provide and maintain at its own expense a program of insurance covering its activities and operation hereunder. Certificates of insurance or self-insurance evidencing the required coverage shall be provided to the other party upon request and shall include a minimum thirty (30) day cancellation clause.

Insurance Carried by the District. District shall maintain General liability coverage of not less than one million dollars ($1,000,000) per occurrence and three million dollars ($3,000,000) aggregate covering personal injury, property damage, and general liability claims and said policy shall remain in full force and effect during the term hereof.

District shall assure coverage of Professional liability insurance for each Student participating in the Rotation of not less than one million dollars ($1,000,000) per occurrence and three million dollars ($3,000,000) in the aggregate, and said policy shall remain in full force and effect during the term hereof.

District shall provide Workers' Compensation coverage for its employees as well Students participating in the program.

Insurance Carried By Agency. Agency shall secure and maintain comprehensive General liability insurance covering personal injury, property damage, and general liability claims in the amount of at least one million dollars ($1,000,000) per occurrence and three million dollars ($3,000,000) in the aggregate, and said policy shall remain in full force and effect during the term hereof.

PART V. STATUS OF SPEECH-LANGUAGE PATHOLOGY ASSISTANT STUDENTS

A. Speech-Language Pathology Assistant Program Students shall have the status of learners and shall not be considered to be Agency employees nor shall they replace Agency staff. Any service rendered by the Student during the experience is to be considered in addition to planned client care in that area. Clinical experience will be conducted as a laboratory learning experience. The Agency will provide regular staffing for client care in areas where Students are obtaining clinical experience.

B. Speech-Language Pathology Assistant Program Students are subject to the authority, policies, and regulations of the District. They are also subject, during clinical assignment, to applicable agency regulations and must conform to the same standards as Agency employees in matters relating to the welfare of patients and general Agency operations. The Students are also responsible for recognizing the confidential nature of information related to clients and their records, and performance during emergency conditions. The Agency will provide copies of the rules, regulations and policies to the Speech-Language Pathology Assistant Program Students.

C. Speech-Language Pathology Assistant Program Students shall be responsible for proper coverage in regard to malpractice insurance, or any other liability insurance that might be required by either the District or the Agency.

D. The District will be responsible for assuring the Speech-Language Pathology Assistant Students assigned to the Agency for clinical instruction comply with Agency's pre-service screening requirements, e.g. Department of Justice clearance, mandated reporter training, TB testing, etc., if any.

E. The District will be responsible for assuring the Speech-Language Pathology Assistant Students assigned to the Agency for clinical instruction meet both District and Agency standards of health and physical fitness.

PART VI. **OTHER TERMS AND CONDITIONS**

A. Term. This agreement shall be binding and deemed effective on the date which this Agreement first becomes fully executed by all Parties hereto and shall remain in effect for five (5) years thereafter unless sooner terminated by either party in accordance with this section.

1. This agreement may be terminated by either Party, acting with or without cause, upon giving at least ninety (90) days prior written notice to the other Party except that any Student already assigned to and accepted by the Agency shall be allowed to complete any in-progress clinical practicum assignment at the Agency.

2. In the event of a material breach of this Agreement, the aggrieved party may terminate this Agreement by giving thirty (30) days' prior written notice of termination to the breaching party. If the breach is not cured, the Agreement shall terminate at the end of the thirty day period.

3. This Agreement shall immediately terminate if the District or the Agency's licenses, accreditations or certifications required for the Program are terminated, revoked, reduced, or any type of disciplinary action is taken against the District or the Agency by any accreditation or regulatory agency.

B. Modifications. No modifications or variations of the terms of this Agreement shall be valid unless made in writing and signed by the parties hereto, and no oral understanding or agreements not incorporated herein, and no alterations or variations of the terms of this Agreement unless made in writing between the parties hereto, shall be binding on any of the parties hereto.

C. Equal Opportunity Employment. The parties to this contract agree to promote equal employment opportunities through its policies and regulations. This means that both parties will not discriminate, nor tolerate discrimination, against any applicant or employee because of race, color, religion, gender, sexual orientations, national origin, age, disabled, or veteran status. Additionally, the parties will provide an environment that is free from sexual harassment, as well as harassment and intimidation on account of an individual's race, color, religion, gender, sexual orientation, national origin, age, disability, or veteran status.

D. Counterparts. This Agreement may be executed in any number of counterparts, each of which shall be deemed an original but all of which together shall constitute one and the same agreement. Any such counterpart containing an electronic or facsimile signature shall be deemed an original.

E. Notices. Any notices to be given hereunder by either party to the other may be effectuated only in writing and delivered either by personal deliver, or by U.S. mail. Mailed notices shall be addressed to the persons at the address set forth below, but each party may change the address by written notice in accordance with this paragraph. Notices delivered personally will be deemed communicated as of actual receipt; mailed notices will be deemed communicated as of five (5) days after mailing.

If to District:
Rancho Santiago Community College District
Attn: Vice Chancellor of Business Services
2323 North Broadway
Santa Ana, California 92706

With a copy to:
Santa Ana College
Attn: Speech/Language Pathology
Assistant Program 1530 W. 17th Street
Santa Ana, CA 92706

If to Agency:

Etiwanda School District
Attn: Human Resources
6061 East Avenue,
Etiwanda, CA 91739

F. Entire Agreement. This Agreement and all attachments hereto, constitute the entire agreement of the parties. There are no representations, covenants or warranties other than those expressly stated herein. No waivers or modification of any of the terms hereof shall be valid unless in writing and signed by both parties.

EXECUTION. By their signatures below, each of the following represents that they have authority to execute this Agreement and to bind the party on whose behalf their execution is made.

IN WITNESS WHEREOF, the parties hereto have executed this Agreement:

Agency:	Etiwanda School District	**District:**	Rancho Santiago Community College District
Signature:	Laura Rowland	Signature:	_____
Name:	Laura Rowland	Name:	Iris I. Ingram
Title:	Assistant Superintendent of Personnel	Title:	Vice Chancellor of Business Services
Date:	4/15/2026	Date:	_____

Contract # Enter contract # and then press Print Preview to see the change in the footer

Docusign Envelope ID: F9D0249C-5B4E-856B-8305-B18145EAE40B

AR052826A-02

CONCORDIA UNIVERSITY IRVINE

Concordia University Irvine
School of Education
Etiwanda School District
April 2026

MEMORANDUM OF UNDERSTANDING

This Agreement is made and entered into as of the execution of the Agreement by both parties by and between Etiwanda School District ("District") located in Etiwanda, California, and Concordia University Irvine ("University") a non-profit religious corporation located in Irvine, California.

WITNESSETH

WHEREAS, the governing board of a school district may enter into agreements with a college or university approved by the Commission on Teacher Credentialing (CTC) as a teacher education institution (Ed. Code Section 44227), to provide educational field experiences as may be called for in the requirements of the various authorized credentials for public school service; and

WHEREAS, any such agreement may provide for the payment in money or in services for the services rendered by the school district of an amount not to exceed the actual cost to the school district of the services rendered; and

WHEREAS, the University operates fully accredited educational programs for its students; and

WHEREAS, it is to the mutual benefit of the University and the District to make a program of educational fieldwork experiences available to the University's students at the District's facilities.

NOW, THEREFORE, it is mutually agreed upon between the parties as follows:

GENERAL TERMS AND CONDITIONS

1. **Term.** The term of this agreement shall commence on **7/1/2026** and terminate on **6/30/2031**. **(Five-year agreement – May be renewed with the consent of both parties)**

2. **Termination.** Notwithstanding anything herein contained to the contrary, either party may terminate this agreement with thirty (30) days written notice to the undersigned. In the event of termination of this agreement, students who have not yet completed their K-12 Educational field experience assignment in the District may complete their assignment at the discretion of the University. Nothing in this agreement shall limit the right of the University, acting in its sole discretion, to remove a student from the K-12 setting at any time.

Docusign Envelope ID: F9D0249C-5B4E-856B-8305-B18145EAE40B

3. Insurance.

a. University shall maintain professional liability insurance coverage at a minimum of One Million Dollars ($1,000,000) per occurrence and Three Million Dollars ($3,000,000) in aggregate throughout the course of this Agreement. Further, University agrees to maintain comprehensive general liability insurance at a minimum of One Million Dollars ($1,000,000) per occurrence and Three Million Dollars ($3,000,000) in aggregate throughout the course of this Agreement. University shall ensure that such policies provide for notification to District at least thirty (30) days in advance of any material modification or cancellation of such coverage. University also agrees to maintain statutory Workers' Compensation coverage on any individuals characterized as employees of University working at District pursuant to this Agreement at all times during the course of this Agreement. University shall provide certificates evidencing all coverage referred to in this section upon request of District.

b. District shall maintain professional liability insurance coverage at a minimum of One Million Dollars ($1,000,000) per occurrence and Three Million Dollars ($3,000,000) in aggregate throughout the course of this Agreement. Further, District agrees to maintain comprehensive general liability insurance at a minimum of One Million Dollars ($1,000,000) per occurrence and Three Million Dollars ($3,000,000) in aggregate throughout the course of this Agreement. District shall ensure that such policies provide for notification to University at least thirty (30) days in advance of any material modification or cancellation of such coverage. District also agrees to maintain statutory Workers' Compensation coverage on any individuals characterized as employees of District working at District at all times during the course of this Agreement. District shall provide certificates evidencing all coverage referred to in this section upon request of University.

4. Employment Status of Students. Except in the specific situations described below, University students shall not be considered to be employees of the District.

a. Students Participating in Unpaid K-12 Educational Field Experience not at Student's Place of Employment: If the students are participating in an unpaid K-12 educational field experience not at the student's place of employment, it is understood that the University's students are fulfilling specific requirements for field experiences as part of a degree or credential program requirement, and therefore, the University's students do not thereby become employees of the District by virtue of their field experience.

b. Students Participating in Unpaid K-12 Educational Field Experience at Student's Place of Employment: If the students are participating in an unpaid internship or field experience at the student's place of employment, it is understood by the University and the District that the field experience and work duties of the students shall be kept strictly separate.

c. Students Participating in Paid K-12 Educational Field Experience: If the students are

provided with a nominal payment from the District intended to reimburse them for estimated expenses related to their field experience, the students do not thereby become employees of the District. If, however, the students are paid wages by the District for their service, then they become employees of the District, and the District is responsible for all employee obligations.

5. Confidentiality.

a. All verbal and written information exchanges, as well as proprietary information relating to business practices, procedures or methods of the District shall remain strictly confidential and shall not be disclosed without consent of the District. The University agrees to notify students that they are responsible for respecting and maintaining the confidentiality of all information with respect to all students of the District.

b. The University and the District agree to comply with the Family Educational Rights and Privacy Act (FERPA) of 1974, and all requirements imposed by or pursuant to regulation of the Department of Education to the end that the rights and privacy of the students enrolled in the District and of their parents are not violated or invaded. This assurance is given to obtain access to individual student data for the purpose of using said data to fulfill assignments or contractual obligations with the District. The provisions of the Family Educational Rights and Privacy Act of 1974 include, but are not limited to ensuring that (a) no identification of students or their parent(s)/guardian(s) by persons other than representatives of the University and required persons performing activities mandated by the California Department of Education, California Commission on Teacher Credentialing (i.e. auditors) is permitted; (b) the individual student data will be destroyed when no longer needed for the purpose(s) for which they were obtained; (c) no access to individual student data shall be granted by the University to any other persons, agency, or organization without the written consent of the pupil's parent/guardian, except for sharing with other persons within the District or representatives of the University, so long as those persons have a legitimate interest in the information; (d) the District will not disclose the student records of the University's students except to University and District officials who have a legitimate need for the information consistent with their official responsibilities.

6. Non-Discrimination. Neither party shall unlawfully discriminate against any student on the basis of disability, age, race, color, gender, gender identity, sexual orientation, national and ethnic origin, or any other protected class in administration of the programs subject to this agreement.

7. Transportation of Students. Neither the University nor the District will provide transportation for students between the University and the District school. Each student shall be responsible for his or her transportation.

8. **Scope of Authority.** The District shall exercise exclusive control over the administration, operation, maintenance and management of the District and its schools, and the University's students while they are in residence at the District. Subject thereto, the University shall exercise control and supervision over the operation, curriculum, faculty and students of the University within the prescribed framework.

9. **Indemnification.** Except as otherwise may be provided in this Agreement, each party shall indemnify, hold harmless and defend the other party from any and all loss, liability, claim, lawsuit, injury, expense or damage whatsoever including but not limited to attorneys' fees and court costs, arising out of, incident to or in any manner occasioned by the performance or nonperformance by such indemnifying party, its agents, employees, servants, students, or subcontractors, of any covenant or condition of this Agreement or by the negligence, improper conduct or intentional acts or omissions of such indemnifying parties, its agents, employees, servants, students, or subcontractors.

10. **Scope of Work.** The following scopes of work detail the training and education for University candidates in respective programs along with requirements for the University and Placement Site specific to each placement type. This MOU includes the following scopes of work for programs within the School of Education:

Appendix A. Teacher Education Student Teaching - Multiple Subject, Single Subject, Mild to Moderate Support Needs

Appendix B. School Counseling & School Psychology Practicum

Appendix C. School Counseling & School Psychology Fieldwork

Appendix D. School Counseling & School Psychology Intern

11. General Provisions.

a. Entire Agreement; Amendment. This Agreement including the attachments and exhibits hereto contains the complete and full agreement between the parties with respect to the subject matter hereof and shall supersede all other agreements relative to the subject matter hereof by and between the parties. This Agreement may be amended but only by an instrument in writing signed by both parties to the Agreement.

b. Assignment. University shall not subcontract, assign its rights or delegate its duties under this Agreement without the prior written consent of District. This Agreement shall be binding on and inure to the benefit of successors and permitted assigns of each party.

c. Governing Law. This Agreement shall be governed by and interpreted in accordance with the laws of the State of California. Any action arising out of this Agreement shall be instituted and prosecuted only in a court of proper jurisdiction in Orange County, California.

d. Severability. The provisions of this Agreement shall be deemed severable and if any portion shall be held invalid, illegal or unenforceable for any reason, the remainder of this Agreement shall be effective and binding upon the parties.

e. Waiver. Any waiver of any terms, covenants and/or conditions hereof must be in writing and signed by the parties hereto. A waiver of any of the terms, covenants and/or conditions hereof shall not be construed as a waiver of any other terms, covenants and/or conditions hereof nor shall any waiver constitute a continuing waiver.

f. Execution. This Agreement may be executed in one or more counterparts, all of which shall constitute one and the same document. Counterparts may be exchanged by facsimile or email. Each counterpart, whether an original signature or a facsimile copy, shall be deemed an original as against any party who signed it.

The following signatures hereby indicate approval of this agreement:

Concordia University Irvine	District Etiwanda School District
By: Signed by: Scott Ashmon 38E1E1296A084E8...	By:
Name: Rev. Dr. Scott Ashmon	Name: Laura Rowland
Title: Senior Vice President and Provost	Title: Assistant Superintendent of Personnel
Date: 5/5/2026	Date: 4/21/2026
Address: Concordia University Irvine 1530 Concordia West Irvine, CA 92612	Address: 10061 East Ave Etiwanda, Ca 91739

Copy to:
MOU Coordinator: Dr. Charlie Rodrigues (charlie.rodrigues@cui.edu)

Docusign Envelope ID: F9D0249C-5B4E-856B-8305-B18145EAE40B

12. Appendices. Programmatic Scopes of Work

Appendix A: Teacher Education Student Teaching - Multiple Subject, Single Subject, Mild to Moderate Support Needs

"Student teaching" as used herein and elsewhere in this agreement means active participation in the duties and functions of classroom teaching under the direct supervision and instruction of District employees holding valid credentials issued by the State of California, Commission on Teacher Credentialing, other than emergency or provisional credentials, authorizing them to serve as classroom teachers in the schools or classes in which the student teaching is provided.

The District shall provide teaching experience through student teaching in schools and classes of the District in terms of a defined unit of time for students of the University possessing valid preliminary certificates and assigned by the University to student teaching in schools or classes of the District, and under the direct supervision and instruction of such employees of the District, as the District and the University through their duly authorized representatives may agree upon.

The placement sites (schools) shall demonstrate commitment to collaborative evidence-based practices and continuous program improvement, have partnerships with appropriate other educational, social, and community entities that support teaching and learning, place students with disabilities in the Least Restrictive Environment (LRE), provide robust programs and support for English learners, reflect to the extent possible socioeconomic and cultural diversity, and permit video capture for candidate reflection and California Teacher Performance Assessment (TPA) completion and the Literacy Performance Assessment (LPA). We ask our districts to have a recording policy in place to accommodate TPA video assessment.

If either the District or the University concludes that a particular assignment is not beneficial to the elementary or secondary school class(es) involved, and/or the cooperating teacher, and/or the student teacher, that assignment may be terminated. If the District and the University mutually agree, another assignment within the District may be pursued.

Site administrators and cooperating teachers agree to (a) participate in training to develop and maintain the skills needed to work effectively with student teachers, including the provisions of SB2042; (b) stay current with changing program requirements, including program alignment to the Literacy Standards and TPEs; (c) provide a model for the student teacher by demonstrating effective teaching strategies, including literacy strategies for meaning making, language development, and effective expression, on a regular basis; (d) develop a plan that progresses from observation to increased responsibility for teaching as the student teacher demonstrates enhanced skills in delivering the curriculum, including literacy skills and emphasizes strong literature, language, and comprehension components with a balance of oral and written language; (e) provide a model and opportunities to practice, as available, screening and diagnostic techniques

Docusign Envelope ID: F9D0249C-5B4E-856B-8305-B18145EAE40B

that inform teaching and assessment and early intervention techniques; (f) to the extent practicable, provide opportunities for student teachers to observe and practice the concepts and strategies included in the California Dyslexia Guidelines; (g) keep the site principal and university supervisor informed of the student teacher's progress; (h) meet with the University supervisor periodically to discuss the student teacher's progress; and (i) complete and submit documentation and evaluations as required by the University. Site principals, in consultation with the District, will assign cooperating teachers. Student teachers will be matched with cooperating teachers by site principals and University Director of Student Teaching.

"Full-time student teaching" is an assignment for the regular school day (at least seven hours) for 16 weeks and includes all duties normally performed by a teacher.

For the Multiple Subject Program, a full-time assignment is a full school day (at least seven hours) for eight weeks in a lower elementary (TK-3) classroom and eight weeks in an upper elementary (4-6) classroom or one assignment for 16 weeks. The University will pay the Cooperating Teacher an honorary stipend for all services required at a rate of two hundred dollars ($200) per eight-week term for each full-time student teacher placed within the District.

For the Single Subject Program, a full-time assignment is a full school day (at least seven hours) with a minimum of three periods of student teaching, one period of planned observation, and one preparation period for 16 weeks. The University will pay the Cooperating Teacher an honorary stipend for all services required at the rate of four hundred dollars ($400) per sixteen-week term for each full-time student teacher placed within the District.

For the Education Specialist Programs, a full-time assignment is a full school day (at least seven hours) in an appropriate Mild to Moderate Support Needs (MMSN) setting for 16 weeks. The University will pay the Cooperating Teacher an honorary stipend for all services required at the rate of four hundred dollars ($400) per sixteen-week term for each full-time student teacher placed within the District.

The University will pay cooperating teachers a stipend at the completion of each semester or quarter. The University will make such payment to the district unless otherwise authorized by the district. In the event the University terminates the assignment of a student teacher for any reason, the cooperating teacher shall receive payment on account of such student teacher for time spent working with the student teacher. If a student teacher is reassigned to another cooperating teacher, this shall be considered for payment purposes as an entirely new and separate assignment.

The University will assign a supervisor to work with the cooperating teachers and student teachers at District schools. The University supervisor will (a) work in concert with the cooperating teacher and the site principal in the supervision of the student teacher; (b)

Docusign Envelope ID: F9D0249C-5B4E-856B-8305-B18145EAE40B

communicate regularly with the cooperating teacher to discuss the student teacher's progress: (c) monitor the quality of the match between the cooperating teacher and the student teacher and notify the principal and University Director of Student Teaching if there is a mismatch; (d) provide regular written and oral feedback to the student teacher about his or her progress and inform the cooperating teacher about the nature of this feedback; and (e) compile a written evaluation of the student teacher at the end of the semester or quarter.

Student teachers holding 30-day substitute permits may substitute for their cooperating teacher (if District policy permits) when (a) he/she is out ill; (b) when it is determined by the principal that this is in the best interest of the students in the classroom as well as the student teacher; (c) only after the first four (4) weeks of the first assignment; and (d) the student teacher is paid. Substitute teaching days are to be counted toward student teaching days.

Notwithstanding any other provisions of this Agreement, details such as maximum number of students, the defined unit of time, or the distribution of assignments of said students to training levels, shall be arranged for by and between the University and the District; it being understood that the District shall not be obligated to accept assignments of training students beyond the ability of the District, within their established training programs, to effectively provide services pursuant to this agreement; and, further, that the University shall not be obligated to pay the District for services in any amount in excess of that provided for under the terms of this agreement.

The University shall establish a procedure acceptable to the District to ensure that student teachers assigned to the District are informed regarding an educator's responsibilities to report child abuse or neglect to a child protective agency as defined in California Penal Code Section 11166.

The University will verify that student teachers have a negative Tuberculin test and Certificate of Clearance from the State of California on file prior to beginning student teaching.

Docusign Envelope ID: F9D0249C-5B4E-856B-8305-B18145EAE40B

Appendix B: School Counseling and School Psychology Practicum

"Practicum" as used herein refers to the hours that a student, enrolled in practicum-embedded course(s) in the University program, develops skills learned in previous and current courses under the supervision of a site supervisor working in a K-12 setting.

For School Counseling, students should complete observational direct, as well as, indirect counseling experience in clinical settings working with other clients.

For School Psychology students, the practicum provides students with practical experience, allowing them to apply knowledge and skills in a school setting. Students will provide direct and indirect support, engaging in a range of activities based on the NASP Practice Model, and working with diverse student populations.

The University will ensure students who participate in practicum have met the requirements of a valid CTC document, which includes a fingerprint and background check and TB Risk Assessment. Students will be informed that a District has the authorization to require additional documentation before beginning their practicum assignment.

The District recognizes the importance of facilitating Practicum placements that will enhance the students' confidence as a professional counselor/psychologist. Settings for School Counselors/Psychologists should build basic counseling skills which include body language, listening, and development of trust with clients.

The University agrees to appoint a faculty member as a University Supervisor to administer the University's responsibilities related to the Program and oversee the students' Practicum experience at the District. The University Supervisor shall be responsible for ongoing communication with the District.

The District agrees to assume ultimate responsibility for the counseling services provided to students. Additionally, the psycho-educational assessments administered to students, as well as, the delivery of results through reports and IEP meetings with school psychologists.

Docusign Envelope ID: F9D0249C-5B4E-856B-8305-B18145EAE40B

Appendix C: School Counseling and School Psychology Fieldwork

"Fieldwork" as used herein refers to the hours that a student, enrolled in fieldwork course(s) in the University program, develops and practices skills learned in previous and current courses under the supervision of a university supervisor and a site supervisor working in a K-12 setting.

The District agrees to appoint a District employee as a District Representative to administer the District's responsibilities related to the Program and collaborate with the Fieldwork and Internship Coordinator for School Counseling or School Psychology and implement the student's fieldwork at the District.

The District Representative shall be responsible for on-going communication with the University, as well as the designation of District employees to serve as site supervisors responsible for direct supervision of assigned students. District employees designated as site supervisors shall meet the CTC criteria for supervising students. School Counseling site supervisors must have a current PPS credential with an authorization in school counseling and a minimum of two years of full-time experience as a school counselor. School Psychology site supervisors must have a current PPS credential with an authorization in school psychology and a minimum of three years full-time experience as a school psychologist.

The District Representative and site supervisors shall be granted with sufficient time to supervise, plan and implement the fieldwork including, when feasible, time to attend relevant meetings and conferences.

The District shall (a) support continuing education and professional growth and development of those staff members of the District responsible for supervision of assigned students; (b) provide the physical facilities and equipment necessary to conduct the fieldwork; (c) provide assigned students, whenever possible, with the use of library facilities, reasonable study and storage space; (d) make efforts to assist student in meeting course objectives; (e) advise the University of any changes in its personnel, operations or policies which may affect the fieldwork; (f) permit inspection by the University of the facilities, services available for learning experiences, student records, and other items pertaining to the fieldwork; (g) determine the number of students which the District can accommodate during a given period of time and accept only the number of students which the District can accommodate; and (h) provide access to the University and its students the applicable District rules and regulations with which they are expected to comply.

The University will provide a valid and reliable assessment that the District will use to assess the student's competence, a minimum of twice, at the mid-point and at the conclusion of fieldwork. The completed assessment will be forwarded to the University after each administration of the assessment and upon the conclusion of each student's fieldwork. Notice will be provided to the University, as soon as practical and at least by mid-term of a student's fieldwork, of any serious deficiency noted in the ability of the student to progress toward achievement of the stated

Docusign Envelope ID: F9D0249C-5B4E-856B-8305-B18145EAE40B

objectives of the field experience. The District shall otherwise have the right to terminate any student whose health or performance is a detriment to any student's well-being or to achievement of the stated objectives of the student's field experience. Prior to such termination, the District shall notify the University's Fieldwork and Internship Coordinator.

The University agrees to appoint a faculty member as Fieldwork and Internship Supervisor and Coordinator to administer the University's responsibilities related to the Program and oversee the students' fieldwork at the District. The Fieldwork and Internship Coordinator shall be responsible for ongoing communication with the District.

The University agrees to assume responsibility for assuring compliance with applicable educational standards established by the California Commission on Teacher Credentialing (CTC), Council for the Accreditation of Educator Preparation (CAEP), and National Association of School Psychologists (NASP).

The University agrees to notify the District, at a time mutually agreed upon, of its planned schedule of student assignments, including each student's name, level of academic preparation, and length and date of the fieldwork. The University shall refer to the District only those students who have satisfactorily completed the prerequisite didactic portion of the curriculum.

The University agrees to advise assigned students regarding appropriate health and professional liability insurance. All students will be covered by the University's group professional liability insurance as required by the terms of this agreement. The University agrees to require assigned students to comply with existing pertinent rules and regulations of the District and all reasonable directions given by qualified District personnel during periods of fieldwork assignment and while on District premises.

The University and the District agree to establish the educational objectives for the Program, devise methods for their implementation, and continually evaluate the Program to determine its effectiveness.

The University will ensure students who participate in fieldwork have met the requirements of a valid CTC document, which includes a fingerprint and background check and TB Risk Assessment. Students will be informed that a District has the authorization to require additional documentation before beginning their fieldwork assignment.

Docusign Envelope ID: F9D0249C-5B4E-856B-8305-B18145EAE40B

Appendix D: School Counseling and School Psychology Intern

The Intern School Counselor or Psychologist is approved to assume the functions authorized by the Pupil Personnel Services School Counseling Intern Credential, provided that the Intern's services meet the needs of the participating district, the Intern does not displace other certificated employees in the participating district, and this agreement meets the District's contractual specifications with certificated employees.

The University shall ensure students in the Intern Program hold a Baccalaureate degree or higher from a regionally accredited institution of higher education and have satisfied the additional requirement of meeting the California Basic Skills requirement, most commonly met by the passage of the CBEST assessment and are enrolled in internship courses in the University program.

The University shall provide a University supervisor to work cooperatively with the Intern School Counselor or Psychologist and site supervisor.

The University will provide a valid and reliable assessment that the District will use to assess the Intern's competence, a minimum of twice, at the mid-point and at the conclusion of the Internship. The completed assessment will be forwarded to the University after each administration of the assessment and upon completion of the Internship. Notice will be provided by the District to the University, as soon as practical and at least by mid-term of a student's Internship, of any serious deficiency noted in the ability of the Intern to progress toward achievement of the stated objectives of the Internship.

For school counseling interns, the District shall authorize a District employee who currently holds a Pupil Personnel Services (PPS) Credential with an authorization in school counseling and has a minimum of two years full time experience as a School Counselor to supervise the Intern student. For school psychology interns, the District shall authorize a District employee who currently holds a Pupil Personnel Services (PPS) Credential with an authorization in school psychology and has a minimum of three years full time experience as a School Psychologist to supervise the Intern student.The site supervisor shall be granted with sufficient time to supervise, plan, and implement the Internship, including, when feasible, time to attend relevant meetings and conferences.

The District shall (a) support continuing education and professional growth and development of staff members of the District responsible for supervision of assigned Interns; (b) provide the physical facilities and equipment necessary to conduct the Internship; (c) advise the University of any changes in its personnel, operations, or policies which may affect the Internship; (d) permit inspection by the University of the facilities, services available for learning experiences, student records, and other items pertaining to the Internship; and (e) provide access to the University and its students the applicable District rules and regulations with which they are

expected to comply.

The District shall ensure no Intern School Counselor or Intern School Psychologist will have his/her salary reduced by more than one-eighth of the total contracted pay to cover costs of site supervision. The salary of the Intern School Counselor or Intern School Psychologist shall not be less than the minimum base salary paid regularly certificated personnel in similar positions.

The District agrees that the Intern School Counselor or Intern School Psychologist will remain an employee of the District for the term of the issued Intern Credential or completion of the program, whichever occurs first.

The District shall ensure that the Intern School Counselor or Intern School Psychologist does not displace other certificated Pupil Personnel Services employees in the District.

The University will ensure students who participate in fieldwork have met the requirements of a valid CTC document, which includes a fingerprint and background check and TB Risk Assessment. Students will be informed that a District has the authorization to require additional documentation before beginning their fieldwork assignment.

AR05282 6A-03

AGREEMENT BETWEEN CHAFFEY COMMUNITY COLLEGE DISTRICT AND ETIWANDA SCHOOL DISTRICT

This AGREEMENT ("Agreement"), dated August 1, 2026, is entered into by and among CHAFFEY COMMUNITY COLLEGE DISTRICT ("College") and ETIWANDA SCHOOL DISTRICT ("District").

PREAMBLE

WHEREAS, College operates a curriculum for students of the Elementary Teacher Education Program and such curriculum includes an education program ("Program"); and

WHEREAS, the said curriculum complies with all applicable laws and regulations; and

WHEREAS, the District operates facilities which are suitable for the Program; and

WHEREAS, all parties will benefit if students of the Program use the District whose main office is located at 6061 East Avenue, Etiwanda, CA 91739, during their participation in the Program.

NOW, THEREFORE, the parties hereto enter into this Agreement as a full statement of their respective responsibilities during the term of this Agreement and in consideration of the representations made above the covenants and conditions set forth herein, the parties agree as follows:

I. OBLIGATIONS OF COLLEGE

The College shall:

A. Provide and train Fieldwork Students as unpaid classroom assistants.

B. Ensure that each Practicum Student:

1. Accumulate 45 hours of fieldwork with specific objectives, during regular District school hours, intersession, or as mutually agreed between District and College;
2. Sign and follow the Learning Objectives Agreement set forth by the College instructor;
3. Observe and assist in General Education TK-6 classrooms;
4. Log practicum hours on a prearranged time sheet that will be kept at the District;
5. Conduct his or her fieldwork with District teacher per campus site;
6. Serve as an "extra pair of hands" during whole class instruction; assist with differentiated instruction by working with a small group during independent time; and complete prep work, grading, and outside projects.

C. Fingerprint, TB test, for Program Students, pursuant to those provisions set forth herein, before students perform fieldwork at District sites.

D. The College instructor will not be on site but will be available by telephone should the need arise.

II. OBLIGATIONS OF THE DISTRICT

The District shall:

A. Permit access for the College's instructors and those students designated by the College, to the facilities as necessary to participate in the Program and perform their fieldwork.

B. Permit on-site monitoring visits, as needed, by the College's instructor.

C. Maintain the facilities so that they at all times shall conform to the requirements of the state

and/or federal regulations and other accrediting agencies.

D. Provide adequate supervision of Student activities while participating in the Program.

E. Notify the College's instructor of any changes affecting the Student's participation in the Program or if a Student is not performing satisfactorily.

F. Sign and follow the Learning Objectives Agreement set forth by the instructor.

G. Initial the student's prearranged time sheet at each site visit, and sign and date at the end to verify total hours completed.

H. Conduct two prearranged evaluations of the practicum students' daily performance.

I. Provide necessary emergency health care or first aid necessitated by an accident occurring at the District site for a student participating in the Program at the facilities. Except as herein provided, the District shall have no obligation to furnish medical or surgical care to any student.

J. Partner, its employees, instructors, and agents shall provide equal access in the provision of services, or employment of persons without regard to race, color, national origin, ancestry, religion, creed, sex, age (over 40), physical disability (including HIV and AIDS) or mental disability, marital status, medical condition (including cancer and genetic characteristics), sexual orientation, or military status as a Vietnam-era veteran, or the perception that a person has one or more of the foregoing characteristics, and further understands that harassment of any student or employee of College with regard to race, religion, gender, disability, medical condition, marital status, age, or sexual orientation is strictly prohibited.

III. MUTUAL OBLIGATIONS

A. College instructor and District teacher will meet to evaluate and improve the practicum experience.

B. Classroom and conference areas are to be left neat and orderly.

C. Student assignments are made in coordination with District teachers.

D. Any errors or unusual circumstances will be reported to the District Supervisor.

E. Retain ultimate professional and administrative accountability for all student care.

F. Parties agree to fully enforce their respective anti-discrimination policies and adhere to anti-discrimination laws with regard to the services and obligations set forth in the provisions of this Agreement.

IV. INSURANCE

A. College shall maintain in full force and effect, at its sole expense and written by carriers acceptable to the District, (1) comprehensive general liability insurance to cover College's employees and students while at the facilities at levels of not less than One Million Dollars ($1,000,000.00) per occurrence and Three Million Dollars ($3,000,000.00) annual aggregate and, (2) professional liability insurance for such employees and students at levels of not less than One Million Dollars ($1,000,000.00) per occurrence and Three Million Dollars ($3,000,000.00) annual aggregate.

B. College shall cause the policies for such professional and general liability to name the District as additional insureds and to require thirty (30) days' written notice to the District prior to the effective date of any material change to or cancellation of such policies. College shall present the District with satisfactory evidence of compliance with these insurance requirements immediately after execution of this Agreement.

C. District shall maintain in full force and effect, at its sole expense and written by carriers acceptable to the College: (1) comprehensive general liability insurance of not less than One Million Dollars

($1,000,000.00) per occurrence and Three Million Dollars ($3,000,000.00) annual aggregate.

V. INDEMNIFICATION

A. College shall indemnify and hold harmless the District and each of their officers, partners, employees or agents (each of which persons and organizations are referred to collectively herein as "Indemnitees" or individually as "Indemnitee") from and against any and all demands, debts, liens, claims, loss, damage, liability, costs, expenses, judgments, or obligations, actions or cause of actions, including the payment of reasonable attorneys' fees and costs for or in connection with injury or damage (including, but not limited to, death) to any person or property resulting from or in any way connected with the negligent performance of or failure to perform obligations hereunder by College, its officers, partners, employees, students or agents.

The foregoing indemnity and hold harmless obligation of College includes and applies without limitation to injury or damages to indemnitees, the District, students, third parties, or any or all of them and their respective property, officers, partners, employees, or agents.

B. The District shall indemnify and hold harmless the College and each of their officers, partners, employees or agents (each of which persons and organizations are referred to collectively herein as "Indemnitees" or individually as "Indemnitee") from and against any and all demands, debts, liens, claims, loss, damage, liability, costs, expenses, judgments, or obligations, actions or cause of actions, including the payment of reasonable attorneys' fees and costs for or in connection with injury or damage (including, but not limited to, death) to any person or property resulting from or in any way connected with the negligent performance of or failure to perform obligations hereunder by the District, its officers, partners, employees, or agents.

The foregoing indemnity and hold harmless obligation of the District includes and applies without limitation to injury or damages to indemnitees, the College, instructors, students, third parties, or any or all of them and their respective property, officers, partners, employees, or agents.

C. Neither termination of this Agreement nor completion of the acts to be performed under this Agreement shall release any party from its obligations to indemnify as to any claim or cause of action asserted so long as the event upon which such claim or cause of action is predicated shall have occurred prior to the effective date of any such termination or completion.

VI. STATUS OF COLLEGE, ITS PERSONNEL, AGENCY

The parties expressly understand and agree that:

A. This Agreement is not intended and shall not be construed to create the relationship of agent, servant, employee, partnership, joint venture or association between College and the District and their employees, students, partners, or agents, but rather is an agreement by and among independent Agencies.

B. College's instructors and students are present at the facilities only for educational purposes, and such instructors and students are not to be considered employees or agents of the District for any purpose including, but not limited to, compensation for services, employee welfare and pension benefits, or any other fringe benefits of employment. None of College's students, instructors, employees, or agents shall receive any compensation from the District.

C. The District will assess no fees to the College for the use of the District's resources; likewise, the students will receive no remunerations from the District for services incidental to their clinical experiences.

VII. PUBLICITY

Neither College nor the District shall cause to be published or disseminated any advertising materials, either printed or electronically transmitted, which identify another party or its facilities with respect to the Program without the prior written consent of the other party.

VIII. TERM, TERMINATION AND AMENDMENT

A. The term of this agreement shall commence when it is fully executed and shall be effective until May 31, 2027. However, this agreement may be modified, amended, or revised at any time, by mutual consent, in writing, and signed by all parties. Parties may mutually agree to extend the term of this agreement prior to the end date of this agreement. Any extension of the term of this agreement must be made in writing, signed by all parties, and attached to this agreement as an amendment.

B. This Agreement may be terminated, with or without cause, by either party after giving the other party sixty (60) days advance written notice of its intention to terminate. However, any such termination by the District shall not be effective, at the election of College, as to any student who at the date of mailing of said notice by the District was participating in the Program until such student has completed the education.

C. Any written notice given under this Section VII shall be sent, postage prepaid, by certified mail, return receipt requested, to the following person(s), as the case may be:

For College:

Chaffey Community College District
5885 Haven Avenue
Rancho Cucamonga, CA 91737
Attn: Nicole Leonard, Risk Management

For District:

Etiwanda School District
6061 East Avenue
Rancho Cucamonga, CA 91739
Attn: Ashley Rinella

IX. ASSIGNMENT

Neither College nor District shall assign its respective rights or obligations pursuant to this Agreement without the express written consent of the other party.

X. RULES OF CONSTRUCTION

The language in all parts of this Agreement shall in all cases be construed as a whole, according to its fair meaning, and not strictly for or against either College or the District. Section headings in this Agreement are for convenience only and are not to be construed as a part of this Agreement or in any way limiting or amplifying the provisions hereof. All pronouns and any variations thereof shall be deemed to refer to the masculine, feminine, neuter, singular or plural, as the identifications of the person or persons, firm or firms, corporation or corporations may require.

XI. ENTIRE AGREEMENT

This Agreement contains the final, complete, and exclusive agreement between the parties hereto. Any prior agreements, promises, negotiations or representations relating to the subject matter of this Agreement not expressly set forth herein are of no force or effect.

XII. JURISDICTION

This Agreement is made and entered into the State of California, and shall in all respects be interpreted, enforced and governed by and under the laws of the State.

XIII. EXECUTION

This Agreement may be executed in counterparts, and all such counterparts together shall constitute the entire agreement of the parties hereto.

XIV. SEVERABILITY

The provisions of this Agreement are specifically made severable. If any clause, provision, right and/or remedy provided herein is unenforceable or inoperative, the remainder of this Agreement shall be enforced as if such clause, provision, right and/or remedy were not contained herein

XV. AUTHORIZATION

The undersigned individuals represent that they are fully authorized to execute this Agreement on behalf of the named parties.

IN WITNESS WHEREOF, this Agreement has been executed by the parties hereto as of the day and year first written above.

CHAFFEY COMMUNITY COLLEGE DISTRICT

By: Signed by: Tanisha Grattan
9A58B041C7C3442...
Signature

Tanisha Grattan
Printed Name

Director, Purchasing Services
Title

4/27/2026
Date

ETIWANDA SCHOOL DISTRICT

By: Laura Rowland
Signature

Laura Rowland
Printed Name

Assistant Superintendent of Personnel
Title

4/16/2026
Date

AR052826A-04

CPP Contract C26-00099

Cal Poly Pomona

CALIFORNIA STATE POLYTECHNIC UNIVERSITY, POMONA

STUDENT TEACHING AND INTERNSHIP AND PRELIMINARY ADMINISTRATIVE SERVICES CREDENTIAL (PASC) INTERNSHIP AND FIELDWORK AGREEMENTS

This AGREEMENT entered into on **March 23 , 2026** by and between the State of California through the Board of Trustees of the California State University (CSU), on behalf of California State Polytechnic University, Pomona, hereinafter called **State** or **State University**, and **School District** as noted below, hereinafter called the **District**, and collectively referred to as **party** or **parties**:

WITNESSETH

WHEREAS, under the California Education Code Section 44450, et seq., the governing board of any **District** is authorized to enter into agreements with a **State University** accredited by the State Board of Education as a teacher-education institution, to provide educational fieldwork experiences through practice teaching and internships for the students enrolled in teacher training curricula of the **State University**; and

WHEREAS, the **District** is authorized to enter into agreements with the **State**, to provide teaching experience through field experience, practice teaching and paid internships to students enrolled in teacher training curricula of the **State University**; and

WHEREAS, Student observers or Fieldwork or Early field experience includes the following activities: Early Childhood Practicum, Novice Teaching, Education Administration fieldwork as described on **Exhibit A,** Teaching Programs attached hereto; and

WHEREAS, Student Teaching/Clinical Practice includes the following programs: PK-3 Early Childhood Education Specialist Instruction Credential (age 3 to grade 3), Education Specialist Credentials, Multiple Subject Credentials, Single Subject Credentials, and Bilingual Authorization, as described in **Exhibit A**, Teaching Programs attached hereto; and PASC internship and fieldwork includes the Preliminary Administrative Services Credential, and

WHEREAS, paid internship includes the following programs: PK-3 Early Childhood Education Specialist Instruction Credential, Education Specialist Credentials, Multiple Subject Credentials, Single Subject Credentials, and Education Administrative Services Credential Interns, as described in **Exhibit A,** Teaching Programs attached hereto; and

WHEREAS, Education Specialist Mild to Moderate Support Needs and Extensive Support Needs candidates (both traditional and intern) will have experiences co-teaching or teaching students with disabilities in inclusive general education settings; and

WHEREAS, the **District** and **University** wish to establish an internship program, as provided in Education Code Section 44321 and meeting the provisions of the statutes and regulations of the Commission on Teacher Credentialing, whereby **University** intern students will be placed in **District** schools.

WHEREAS, it has been determined between the **parties** hereto that the payments to be made to the **District** under this agreement do not exceed the actual cost to the **District** of the services rendered by the **District**; and

WHEREAS, the honorarium or payment provided herein is intended to be transmitted promptly by the **District** to the supervising teacher as compensation for and recognition of services performed for the student teacher/teacher candidate in the supervisory teacher's charge.

NOW, THEREFORE, it is mutually agreed between the **State** and the **District** as follows.

SPECIAL PROVISIONS

The **State University** and the **District** are as follows:

STATE UNIVERSITY

California State Polytechnic University, Pomona
3801 West Temple Avenue
Pomona, CA 91768

And

SCHOOL DISTRICT

Etiwanda School District
6061 East Avenue
Etiwanda, CA 91739

The **TERM** of the Agreement shall be for *approximately four (4) fiscal years*, beginning **July 1, 2026** through **June 30, 2030**. This agreement is valid and enforceable only if funds are made available for 2026/2027, 2027/2028 2028/2029 and 2029/2030 fiscal year's Budget Act for the purpose of this program.

The SERVICES for standard Clinical Practice to be provided by **District** to **University** shall not exceed sixteen (16) weeks of practice teaching.

The **STATE** shall pay the **DISTRICT** for cooperating teachers for standard Clinical Practice if it's merited for one of the programs listed above at the rate of **$350.00** per student, which may increase based on funds available.

The SERVICES for Intern teachers to be provided by the **District** shall be for the period covered by the Intern contract between the Intern and the **District** while Intern-eligible by **University.**

The SERVICES for Intern Administrators and for the Preliminary Administrative Services Credential Program as Site Coach will be provided by the **District** without payment and the University Supervision will be provided by the University at no cost to the **District.**

GENERAL TERMS

Placement of Student Teacher and Administrative Candidates

1. The **District** shall provide to **State University** student teacher and administrative candidates field experience through practice teaching in schools and classes of the **District** not to exceed the units of practice teaching set forth in the Special Provisions. Such practice teaching shall be provided in such schools or classes of the **District** and under the direct supervision and instruction of such employees of the **District**, as the **District** and the **State** through their duty-authorized representatives may agree upon.

   District placements need to be at sites with:
   - A commitment to collaborative evidence-based practices and continuous improvement,
   - Partnerships with appropriate educational, social, and community entities that support teaching and learning,
   - Robust programs and support for English learners
   - Programs with evidence-based, systematic literacy instruction and/or integrated content and literacy instruction grounded in an understanding of applicable literacy-related academic standards and the themes of the California ELA/ELD frameworks (Foundational Skills, Meaning Making, Language Development, Effective Expression, and Content Knowledge).
   - Students with disabilities in the Least Restrictive Environment (LRE),
   - A fully credentialed principal, and
   - A district-employed supervisor with a clear credential in the subject; at least three years of experience identified as having exemplary teaching practices; thorough understanding of content knowledge, knowledge of current context including state adopted P-12 content standards, frameworks, and accountability systems, knowledge of diversity in society, and demonstration of professional practices.
   - A district-employed supervisor with knowledge and skills for candidate supervision and program expectations to support the candidate (including itinerant candidates) in their requirement to take and pass the teaching performance assessment (TPA), including the literacy performance assessment, which includes a focus on foundational literacy skills, meaning making, language development, and the additional cross-cutting themes in literacy. (SB 488 document parts 3.3a, 4.2a)
   - Opportunities for candidates to practice screening and diagnostic techniques that inform teaching and assessment and early intervention techniques, as appropriate to the credential and as identified in the Teacher Performance Expectations (TPEs) and standard. (SB 488 document part 5.2a)

2. The **District,** after a reasonable inquiry of all parties involved, may at its sole discretion, refuse to accept for practice teaching any student teacher candidate of the **State University** assigned to practice teaching in the **District.** Upon request of the **District**, at its sole discretion, the **State** shall terminate the assignment of any student teacher candidate of the **State University** to practice teaching in the **District**.

3. "Practice teaching" as used herein and elsewhere in this agreement means active participation in the duties and functions of classroom teaching under the direct supervision and instruction of employees of the **District** holding valid credentials issued by the State Board of Education, California Commission

on Teacher Credentialing, other than emergency or provisional credentials, authorizing them to serve as classroom teachers in the schools or classes in which the practice teaching is provided.

4. The **State** will pay the **District** for the perfoi nance by the **District** of all services required to be performed under this agreement at the amount set forth in Special Provisions.

   Each semester of practice teaching for elementary and secondary schools shall be a full-time practice teaching experience or its equivalent. Student teaching shall normally provide for a full day's experience or its equivalent to five days per week. Any deviation from this definition of assignment must be consistent with **State University** policy and can be made only with the approval of the **State University**.

5. An assignment of a student teacher candidate of the **State University** to practice teaching in schools or classes of the **District** shall be for approximately sixteen (16) weeks, but a student teacher candidate may be given more than one assignment or an extended assignment by the **State University** to practice teaching in such schools or classes.

   The assignment of a student teacher candidate of the **State University** to practice teaching in the **District** shall be deemed to be effective for purposes of this agreement as of the date the student teacher candidate presents to the proper authorities of the **District** the placement letter or other document given the student teacher candidate by the **State University** commencing such assignment, but not earlier than the date of such assignment as shown on such letter or other document.

   In the event the assignment of a student teacher candidate of the **State University** to practice teaching is terminated by the **State University** or the **District** following a reasonable inquiry of all parties involved, the **District** shall receive payment on account of such student teacher candidate prorated by the number of weeks worked.

   Absences of a student teacher candidate from assigned practice teaching shall not be counted as absences in computing the semester units of practice teaching provided by the **District**.

6. **District** will allow video capture for Teaching and Administrative Performance Assessments and/or synchronous video observations by the UNIVERSIIY supervisor as part of or in lieu of on-site observations and Performance Assessments required by the California Commission on Teacher Credentialing (CTC). Students' faces and identities will not be captured.

   Intellectual Property and Data Ownership
   All instructional or assessment materials, lesson plans, and related works created by student teachers or interns remain the property of the individual creator. The University and the District may use such materials solely for educational, supervisory, accreditation, and program-improvement purposes. Recordings made for credentialing or supervision are to be used only for assessment and accreditation and shall not be publicly distributed or reused without written consent of both parties. Any use of District data for research or publication requires prior written approval by the District, review by the University's Institutional Review Board (IRB) when applicable, and compliance with FERPA and CSU policies.

7. In the event the **District** offers the student teacher candidate a short- or long-term substitute-teaching assignment, and if the student teacher candidate is or will be in his/her official solo period, and if the student teacher candidate has demonstrated student success as a student teacher candidate, the **State**

University shall determine the length of unsupervised Clinical Practice days of the substitute-teaching assignment.

8. Within a reasonable time following the close of each semester session of the **State University**, the **State** shall provide payment directly to the **District**, at the rate provided herein, for all units of practice teaching provided by the **District** under and in accordance with this agreement during said semester.

   The **State** will pay the amount due each semester from monies made available for such purpose by or pursuant to the laws of the **State**.

   Student inquires: **CEIS**-Office of Clinical Practice
   California State Polytechnic University, Pomona
   3801 West Temple Avenue
   Pomona, CA 91768
   909-869-4300 **telephone**

   Contract inquires: **Procurement Services**
   Email: ltaung@cpp.edu, procurement@cpp.edu

8. Notwithstanding any other provisions of this agreement, the **University** shall not be obligated by this agreement to pay the **District** any amount in excess of the services rendered.

Placement of Interns

1. **University** intern students, certified as qualified and competent by **University** to provide intern teaching services to **District,** may, at **District's** discretion, be accepted and assigned to its schools for services as intern teachers (**Interns**). **University** and **District** shall coordinate the process of selection and placement of interns. The **District** will place an intern in a classroom appropriate to their intern Credential Authorization. **University** reserves the right to make the final determination on any intern's acceptance into the Program, while **District** reserves the right to make the final determination on any intern's employment. Neither **University** nor **District** shall discriminate in the selection of, or acceptance or participation by any intern pursuant to this Agreement because of race, color, national origin, religion, sex, sexual orientation, handicap, age, veteran's status, medical condition, marital status, or citizenship, within the limits imposed by law.

2. *Program Requirements.* Each candidate intern as a teacher or administrator accepted into the Program will be required to meet the following qualifying criteria:

   a. Recommendation to the Program by a **District** or **University** designee; and
   b. Interview and screening by **District** staff, including a background check, principal/teacher panel interview and paper screening, Department of Justice fingerprint clearance, and a baccalaureate degree from an accredited institution; and
   c. Interview and screening by **University** staff, including a personal interview, written self-evaluation regarding teaching and learning, and verification of coursework and prior experience with K-12 students in a multicultural, multilingual setting; and
   d. Interview with the **University** Intern Coordinator or a lead faculty member for the Program; and

e. Prior to beginning the Program, all interns must have passed the CBEST exam, met the U.S. Constitution requirement and verified subject matter competence by completion of a CTC approved program of coursework or passage of the appropriate State content area exam (CSET); and
f. All Bilingual Authorization candidates/interns must have passed a written and oral exam and have completed academic coursework in the identified language.

3. *Intern Employment Status.* Interns shall be **District** employees for all purposes, including for the payment of any federal, state, or local income or occupational taxes, FICA taxes, unemployment compensation or workers' compensation contributions, vacation pay, sick leave, retirement benefits or any other payments or benefits for or on behalf of Interns.

4. *Reservation of Right to Payment.* Pursuant to Education Code Section 44462, **University** and/or **District** reserves the right to request an adjustment of up to 1/8 or 12.5% of the interns' salary through payroll deduction to cover **University** intern services pursuant to this Agreement.

5. *Advisory Committees.* **District** and **University** will collaborate through the Cal Poly Pomona Intern Advisory Committee comprised of community members, institutional administrators, teachers, faculty members, and at least one intern representative, which will serve to provide guidance and support for the Program. In lieu of meetings, online communications/emails requesting or discussing information may be used.

Program Support. To support interns, District and University will each provide a qualified "Support Provider"/" Site Coach" to assist each intern in the Program. Such qualified support provider/site coach is defined as a district-employed supervisor with a clear credential in the subject; at least three years of experience identified as having exemplary teaching practices; thorough understanding of content knowledge, knowledge of current context including state adopted P-12 content standards, frameworks, and accountability systems, knowledge of diversity in society, and demonstration of professional practices. Additionally, a district-employed supervisor possesses knowledge and skills for intern supervision and program expectations to support the intern (including itinerant interns) in their requirement to take and pass the teaching performance assessment (TPA).

The **District's** support provider is also referred to as the "Site Coach," and the **University's** support provider is also referred to as the "**University** Field Supervisor." A minimum of 144 hours of support/mentoring and supervision shall be provided to each intern teacher per school year with an additional 45 hours of support and supervision provided to an intern who enters the program without a valid English Learner authorization. The support and supervision will be a shared responsibility of the **District** and **University**. It is understood that the intern, due to the nature of being the teacher of record the vast majority of these support/mentoring hours would through the school site and employing district opportunities.

In the case of itinerant assignments, whereby an intern must travel to several schools within a district to provide services (e.g., music, APE), the District shall provide a contact at each school site (e.g., site administrator) who can provide to the itinerant intern teacher student information such as special needs, accommodations, or other instructional information needed for the intern to meet the needs of all students.

Each "Site Coach" must: possess a valid credential to teach, supervise, and/or administer in the grade level supervised; have three (3) years' experience as a successful practitioner or

administrator; hold EL Authorization; be able to demonstrate effective instruction of adult populations; and understand and support the policies and philosophy of the **University** Program. **District** "Site Coaches" are to meet with the intern at least weekly to discuss/review the intern's progress and respond to questions to enhance the Interns knowledge and skill.

The District "Support Provider/Site Coach" will be paid a one-time stipend directly, by Cal Poly Pomona. Stipend payments will only be made upon completion of support provider duties for the academic year and when required paperwork has been submitted to the Cal Poly Pomona Teacher Intern Office.

District's "Site Coaches" and the **University's** "Field Supervisors" will meet with interns regularly throughout each semester of their Clinical Practice (Intern Supervision). They will:

a. Offer constructive suggestions on improving teaching or administrative skills, including written and oral observations about classroom or campus performance; and
b. Review teacher interns' lesson plans both before and after classroom activities take place on how to design and implement lesson plans with an emphasis on accommodations and/or modifications for English Learners or students with special needs; and
c. Assist interns with curriculum selection and design appropriate to the diverse student population in the classrooms; may include assessing language needs and progress of EL learners in the intern classroom and support for language accessible instruction; and
d. Ensure Interns obtain knowledge of State frameworks and Common Core State standards in appropriate academic disciplines and how to adapt them for K-12 content, English Learners and students with special needs; and
e. Assist interns with the rudiments of teaching; or administration may include in-class modeling and coaching as needed; and
f. Assist interns with classroom management techniques and classroom organization; and
g. Assist Interns with various approaches to discipline and how to maintain a positive climate for learning and a safe classroom environment; and
h. Verify contacts with interns and complete any surveys about the intern or the intern program.

District's "Site Coach" and **University's "University** Field Supervisor" will meet without the intern periodically, as needed, during an intern's program to discuss the intern's progress.

Prior to the intern teaching or administrative experience, the **University** will conduct program orientation seminars for interns, typically during intern interviews and training opportunities for **District** Support Providers/Site Coaches (in-person meetings, phone or an online format will be available), in addition to any training/orientations the **District** might provide. Support Providers may need to participate in annual or periodic training/orientations for their role as a Support Provider and complete a university and a state intern support provider survey and any requested reviews of the intern they are supporting.

District will include interns in appropriate **District** support programs and provide training in regularly scheduled staff development activities.

District will provide appropriate release time from teaching responsibilities for teacher interns to complete necessary classroom observations of credentialed teachers and provide appropriate release time for interns to attend classes at Cal Poly Pomona, to complete their credential and program requirements.

District will allow video capture for Teaching and Administrative Performance Assessments and/or synchronous video observation by the **University** field supervisor as part of or in lieu of on-site

observations and Performance Assessments required by the California Commission on Teacher Credentialing (CTC). Students' faces and identities will not be captured.

Intellectual Property and Data Ownership
All instructional or assessment materials, lesson plans, and related works created by student teachers or interns remain the property of the individual creator. The University and the District may use such materials solely for educational. supervisory, accreditation, and program-improvement purposes. Recordings made for credentialing or supervision are to be used only for assessment and accreditation and shall not be publicly distributed or reused without written consent of both parties. Any use of District data for research or publication requires prior written approval by the District, review by the University's Institutional Review Board (IRB) when applicable, and compliance with FERPA and CSU policies.

University Field Supervisors will visit teacher interns in their classrooms on a regularly scheduled basis to monitor each intern's progress. The Field Supervisors will complete required Clinical Practice procedures and an additional Supervision Log if the intern continues in placement beyond required Clinical Practice to complete credential program requirements. A University Field Supervisor will visit the administrative intern to monitor each Intern's progress.

District is aware of and informed about the hazards currently known to be associated with the novel coronavirus referred to as "COVID-19". **District** is familiar with and informed about the Centers for Disease Control and Prevention (CDC) current guidelines regarding COVID-19 as well as applicable federal, state, and local governmental directives regarding COVID-19. **District**, to the best of its knowledge and belief, is in compliance with those current CDC guidelines and applicable governmental di ctives. If the current CDC guidelines or applicable government directives are modified, changed, or updated, **District** will take steps to comply with the modified, changed, or updated guidelines or directives. If at any time **District** becomes aware that it is not in compliance with CDC guidelines or an applicable governmental directive, it will notify **University** of that that fact.

District will keep the **University** updated on any intern investigations that affect the intern's status in the credential program. The district will be the party responsible for reporting teacher intern misconduct to the CTC when warranted.

6. *Academic Responsibility.* **University** shall have exclusive control over all academic issues, which shall include, without limitation: selection of course content and required textbooks; delivery of instructional programs; selection and approval of faculty; admission, registration, and retention of Interns; evaluation of Interns' prior education; evaluation of Interns' academic progress; scheduling courses; awarding academic credit; and conferring degrees.

7. *Duration of Internship.* Once a student has been accepted as an intern by **District**, and if the student remains in good standing in the Program at **University** and within the **District's** policies and performance standards, the intern will be allowed to finish his/her internship at the **District**. However, an intern who performs below acceptable **District** or **University** standards, after appropriate support and advice efforts have been conducted, may be removed from the paid internship position by the **District** or removed from the Program by the **University** in consultation with the **District**. All services provided by **University** and **District** pursuant to this Agreement shall terminate upon an intern's termination of participation in the **University's** Program or upon **University** discontinuing the Program.

8. *Assessment.* Assessment of intern competence is a joint responsibility of **University** and **District**. Each intern will receive informal performance assessment/consultation by the **District** Support Provider and formal performance assessment/consultation from the **University** Field Supervisor throughout the period of the internship. At the end of the internship program, the **University** Field Supervisor may consult with the **District** Support Provider and **University** Intern Program may request the Support Provider to complete a summary of progress of the intern to assist in the determination of the **University** in making a recommendation as to whether the intern is ready for independent teaching or independent work as an administrator. The **University** Field Supervisor will provide their recommendation to **University's** Credential Services Office which will determine the intern's competence r lative to the California Commission on Teacher Credentialing program standards for the specific credential the intern is seeking to obtain. The final recommendation of competence of an intern for applying for a teaching credential is by the **University**. Any forms completed by the **District** or Support Provider will belong to **University** as student records will be kept on file in the CEIS Credential Services Office at the **University.**

9. *Relationship of the Parties.* Nothing in this Agreement is intended nor shall be construed to create an employer/employee relationship, or a joint venture, partnership, or agency relationship between parties.

10. *Publicity.* Neither **University** nor **District** shall cause to be published or disseminated any advertising materials, either printed or electronically transmitted, which identifies the other party or its facilities with respect to this Agreement, without the prior written consent of the other party. In addition, neither party may use the names, logos, or trademarks of the other party without its prior written consent.

11. *Records.* It is understood and agreed that all records, other than intern evaluation records and information, shall remain the property of **District**. Interns' student records shall remain the property of **University.**

12. *Entire Agreement and Severability.* If a court or arbitrator holds any provision of this Agreement to be illegal, unenforceable, or invalid, the remaining provisions will not be affected. This Agreement contains the entire Agreement between the parties pertaining to the transaction and may not be amended unless in writing, signed by both parties.

13. *Assignment.* Neither party shall assign its rights or delegate its duties under this Agreement without the prior written consent of the other party.

District will designate a **District** Coordinator/Contact Person to ensure supervisory and support assistance to Interns prior to finalizing this Agreement. The designated **District** Coordinator for the purposes of this Agreement will be:

Name: Ashley Rinella
Title: Personnel Technician
Email: ashley_rinella@etiwanda.k12.ca.us
Phone: (909) 899-2451

14. *Notices.* All notices or other communications given under this Agreement will be in writing and sent to the addressee listed below (unless a party has changed its address by giving notice) and will be effective upon receipt if delivered personally or by overnight mail, or effective three days after mailing if by certified mail, return receipt requested.

To University:

Procurement Services
California State Polytechnic University, Pomona
3801 West Temple Avenue, Bldg. 75
Pomona, CA. 91768
Facsimile 909-869-5475
Email: procurement@cpp.edu

To District:

Name: Ashley Rinella

Title: Personnel Technician

Etiwanda School District

Address: 6061 East Avenue,

Etiwanda, CA 91739

Phone: (909) 899-2451

Email: ashley_rinella@etiwanda.k12.ca.us

15. *Representations*. Each party represents that: (a) it will abide by all applicable federal, state, or local statutes or regulations; (b) the individual signing this Agreement has the authority to do so; and (c) it has the ability and authority to perform each of its obligations under this Agreement. These representations will continue after the Agreement terminates

INSURANCE

1. The **University** and **District** shall secure and maintain at all times during the term, at their respective sole expense, professional general liability insurance covering themselves and their respective employees.

- Such coverage provided by the **University** and **District** may be afforded via commercial insurance, self-insurance, a captive, or some combination thereof at limits of at least $2,000,000 per occurrence. Such insurance shall not be cancelable except upon 30 days prior written notice to the other party. Such coverage shall be primary and non-contributory. Upon either party's request, the other party shall provide a certificate of insurance evidencing such coverage.

- Comprehensive or Commercial Form General Liability Insurance (contractual liability included) with limits as follows:

1)	Each Occurrence	$2,000,000
2)	General Aggregate	$4,000,000

- The **University** and **District** shall each secure and maintain at all times during the term of their contract, at their respective sole expense, workers' compensation and employers' liability insurance covering their respective employees. **University** CSURMA provides Workers' Compensation coverage for all registered CSU students who are pursuing a professional credential in Education (including teaching) while participating in this program.

Such coverage provided by either the **University** and/or **District** may be afforded via commercial insurance or self-insurance.

- Business Liability Insurance for owned, scheduled, non-owned or hired automobiles with a combined single limit no less than One Million Dollars ($1,000,000) per occurrence.

The **University** and **District** shall further provide for thirty-day (30) advance written notice of any modification, change or cancellation of any of the above insurance coverage's.

2. The **University** shall self-insure its activities in connection with this Agreement by maintaining programs of self-insurance as follows:

THE CALIFORNIA STATE UNIVERSITY GENERAL LIABILITY, WORKERS' COMPENSATION, PROPERTY, PROFESSIONAL LIABILITY, AND AUTOMOBILE LIABILITY SELF-INSURANCE PROGRAM

The State of California has elected to be self-insured for its general liability, workers' compensation, professional liability, motor vehicle liability, and property exposures through an annual appropriation from the General Fund. As a State agency, the California State University, Office of the Chancellor, the Trustees, and its system of campuses are included in this self-insured program.

The Office of Risk Management in the Chancellor's Office administers the general liability, workers' compensation, property, and professional liability programs. The State Office of Risk and Insurance Management administers the motor vehicle liability program.

Under this form of insurance, the State, and its employees (as defined in Section 810.2 of the Government Code) are insured for any tort liability that may develop through carrying out official activities, including state official operations on non-state-owned property. Should any claims arise by reason of such operations or under an official contract or license agreement, they should be referred to the California State University, Office of Risk Management, 401 Golden Shore, 5th Floor, Long Beach, CA 90802-4210.

GOVERNING LAW

This Agreement will be governed by the laws of the State of California and shall in all respects be interpreted enforced and governed by California laws.

INDEMNIFICATION

Pursuant to the provisions of Section 895.4 of the California Government Code, each party agrees to indemnify and hold the other harmless from all liability for damage to persons or property arising out of or resulting from negligent acts or omissions of the indemnifying party.

The **District** shall defend, indemnify, and hold the **University**, its officers, employees, and agents harmless from and against any and all liability, loss, expense or claims for injury or damages caused by or result from the negligent or intentional acts or omissions of the **District**, its officers, employees, or agents arising out of the performance of this Agreement.

The **University** shall defend, indemnify, and hold the **District**, its officers, employees, and agents harmless from and against any and all liability, loss, expense or claims for injury or damages caused by or result from the negligent or intentional acts or omissions of the **University**, its officers, employees, or agents arising out of the performance of this Agreement.

FINGERPRINTING/BACKGROUND CHECKS

In accordance with California Education Code Section 44320 (d), each credential candidate prior to assignment to **District** must obtain at their sole expense a "Certificate of Clearance," which includes a complete Live Scan Service. The **State University** will ensure that students receive a Certificate prior to beginning their assignment in the **District.**

TUBERCULOSIS

In accordance with California Education Code Section 49406, each credential candidate prior to assignment to **District** must obtain at their sole expense an examination within the **District** timeframe to determine that he or she is free of active tuberculosis, by a licensed physician or surgeon prior to beginning their assignment in the **District.**

GENERAL PROVISIONS

This Agreement: (a) will be binding and enforceable by the parties and their representative successors or assigns, but not by any individual or organization not a party to this Agreement; (b) may be executed in counterparts and effective with original or facsimile signatures; (c) will be governed by California law; and (d) has been executed at Pomona, California.

IN WITNESS WHEREOF, this agreement has been executed by the **parties** hereto, effective the date above written.

CALIFORNIA STATE POLYTECHNIC UNIVERSITY, POMONA

BY: Laura T Aung **DATE:** 05/11/2026

ETIWANDA SCHOOL DISTRICT

BY: Laura Rowland **DATE:** 5/1/26

Signature of Authorized District Official

Laura Rowland, Assistant Superintendent of Personnel

Print name and title of Authorized District Official

Reference #: ESD-APS-0000086
Contract #: AS052826A-01

Etiwanda School District
Agreement for Professional Services

Please check type of service: Contractor

Originating School or Department: Health Services Date: 04/30/2026

WHEREAS, CONTRACTOR represents that he or she is specially trained, experienced, and competent to provide the special services and to give the advice called for by this Agreement; and

WHEREAS, DISTRICT has determined that it has a need to enter into this Agreement with CONTRACTOR for the special services and advice described herein.

NOW THEREFORE, The DISTRICT hereby engages CONTRACTOR, and CONTRACTOR agrees to perform the professional services as hereinafter set forth and it is mutually agreed by the parties hereto as follows:

1. *THIS AGREEMENT* is made and entered into this 05/01/2026 (date) by and between the Etiwanda School DISTRICT, located at 6061 East Avenue, Etiwanda, California, 91739, (hereafter "DISTRICT"), and Bio-Acoustical Engineering Corporation, (hereafter "CONTRACTOR") located at

   Address: 15481 Red Hill Avenue, Suite A City: Tustin Zip: 92780

   Social Security Number or Taxpayer I.D. No. (for 1099): 95-2641809

2. *TERM:* The term of this agreement shall be for the period commencing on 07/01/2026 (date) through 06/30/2027 (date) inclusive; or, services shall be provided on the following dates _____.

3. *SCOPE:* The scope of work for this agreement is as follows (detailed statement of work may be attached in lieu of description):
   Vision and Hearing screenings for grades TK, Kinder, 2nd 5th, 8th, new to CA, mild/moderate SpecEd students and color screening for 2nd grade boys.

4. *COMPENSATION:* The DISTRICT agrees to pay CONTRACTOR the amount of $32,850.00 for the performance of all services rendered pursuant to this Agreement. Payments will be made within 30 days, dependent on County audit status, upon receipt and verification of CONTRACTOR's invoice for services delivered. The CONTRACTOR shall provide its own equipment, vehicle, materials, supplies, food, travel, lodging, incidentals and tools, etc. which may be required for the proper performance of this Agreement. The CONTRACTOR is responsible for any retirement fees and State and Federal taxes associated with this agreement. Each party shall cooperate with the other party.

5. *FINGERPRINT OBLIGATIONS OF CONSULTANT:*

   Yes If the box to the left is yes, CONTRACTOR shall comply with the requirements of Education Code Section 45125.1 with respect to fingerprinting of employees who may have contact with the DISTRICT'S pupils and shall complete and include the attached Fingerprint Requirement Form and Exhibit A (List of Employees Who May Come in Contact with Pupils). If at any time during the term of this Agreement CONTRACTOR is either notified by the Department of Justice or otherwise becomes aware that any employee of CONTRACTOR performing services under this Agreement has been arrested or convicted of a violent or serious felony listed in Penal Code section 667.5(c) or Penal Code section 1192.7, respectively, CONTRACTOR agrees to immediately notify the DISTRICT and remove said employee from performing services on this Agreement.

IN WITNESS WHEREOF, the DISTRICT and CONTRACTOR have executed this Agreement effective as of the date written first above and becoming valid upon approval of the Etiwanda School DISTRICT.

CONTRACTOR:	Leon Quach Signature of CONTRACTOR	05/05/2026 Date
ETIWANDA SCHOOL DISTRICT:	DOUGLAS CLAFLIN Signature of Superintendent/Designee	05/06/2026 Date

1 Quote/Backup

AGREEMENT TERMS & CONDITIONS

1. *STATUS OF CONTRACTOR:* It is agreed that the DISTRICT is interested only in the results obtained from service hereunder and that the CONTRACTOR shall perform as an independent CONTRACTOR with sole control of the manner and means of performing the services required under this Agreement. CONTRACTOR shall complete this Agreement according to its own methods of work which shall be in the exclusive charge and control of the CONTRACTOR and which shall not be subject to control or supervision by the DISTRICT except as to the results of the work. CONTRACTOR is, for all purposes arising out of this Agreement, an independent CONTRACTOR, and neither CONTRACTOR nor its employees shall be deemed an employee, officer or agent of the DISTRICT for any purpose. It is expressly understood and agreed that CONTRACTOR and its employees shall in no event be entitled to any DISTRICT benefits to which DISTRICT employees are entitled, including, but not limited to, overtime, retirement benefits, insurance, vacation, worker's compensation benefits, sick or injury leave, or other benefits.
   (a) CONTRACTOR may, at CONTRACTOR's own expense, employ such assistants as CONTRACTOR deems necessary to perform the services required of CONTRACTOR by this Agreement. DISTRICT will not train, control, direct, or supervise CONTRACTOR's assistants or employees in the performance of those services.
   (b) If CONTRACTOR is a regular employee of a public entity, all services which CONTRACTOR renders under this Agreement will be performed at times other than CONTRACTOR's regular assigned work day for said entity, or during periods of vacation or leave of absence from said entity.
   (c) CONTRACTOR agrees to procure and maintain in full force and effect worker's compensation insurance covering his or her employees and agents while these persons are participating in the activities hereunder. In the event a claim under the provisions of California Worker's Compensation Act is filed against the DISTRICT by a bona fide employee of CONTRACTOR participating under this Agreement, CONTRACTOR agrees to defend and hold harmless the DISTRICT from such claims.
   (d) The Contractor shall furnish all tools, equipment, apparatus, facilities, transportation, labor, travel, lodging, incidentals and material necessary to furnish the service herein described, the service to be performed at such times and places as directed by and subject to the approval of the authorized DISTRICT representative indicated in the specifications.
2. *WORKMEN AND SUB CONTRACTOR:*
   (a) Contractor shall at all times enforce strict discipline and good order among his/her employees and subcontractors and shall not employ on this work any unfit person or anyone not skilled in work assigned to him/her.
   (b) Any person in the employ of the Contractor whom the DISTRICT may deem incompetent or unfit shall be dismissed from work and shall not again be employed on it except with written consent of the DISTRICT.
   (c) Sub-contractors, if any engaged by the Contractor for this service shall be subject to the approval of the DISTRICT. Contractor shall be held responsible for all operations of sub-contractors and shall require them to maintain adequate Worker's Compensation and public liability insurance.
   (d) Contractor shall provide continuous competent supervision of personnel employed on the job, use of equipment and quality of workmanship.
3. *ANTI DISCRIMINATION:* It is the policy of the Etiwanda School District Board of Trustees, that in connection with all work performed under Construction and Purchasing Contracts, there be no discrimination against any employees engaged in the work because of race, color, ancestry, national origin, age, religious creed, marital status, pregnancy, physical or mental disability, medical condition, genetic information, military and veteran status, sex or sexual orientation, gender, gender identity, gender expression, or association with a person or group with one or more of these actual or perceived characteristics, and therefore the Contractor agrees to comply with applicable federal and California laws including, but not limited to the California Fair Employment Practice Act, beginning with Labor-Code Section 1410 and Labor Code Section 1735. In addition, the Contractor agrees to require like compliances by all sub-contractors employed on the work by him/her.
4. *OWNERSHIP OF WORK PRODUCT AND CONFIDENTIALITY:* All products of work produced pursuant to this Agreement shall be the sole property of the DISTRICT and no reproduction of any portions of the work product may be made in any form without the express written consent of the DISTRICT. DISTRICT and CONTRACTOR mutually agree that any written material or any copyrightable work of any nature created by CONTRACTOR pursuant to this Agreement shall be considered a "work made for hire" and DISTRICT the "copyright owner" thereof as those terms are defined in Title 17 of the United States Code, Section 101, and that DISTRICT shall own all of the rights comprised in the copyright of said written material or copyrightable work. CONTRACTOR shall hold in trust for the DISTRICT, and shall not disclose to any person, any confidential information. Confidential information is information which is related to the DISTRICT's research, development, trade secrets and business affairs; but does not include information which is generally known or easily ascertainable by non-parties through available public documentation. Contractor shall observe all Federal, State, and local laws and regulations, including, but not limited to, the Health Insurance Portability and Accountability Act (HIPAA) of 1996, the Family Educational Rights and Privacy Act and any subsequent revisions thereto, concerning the security and privacy of student/patient records and information, as applicable. For software agreements, unless otherwise specified, the data is owned by the DISTRICT, not the program.

5. *HOLD HARMLESS CLAUSE:* The Contractor agrees to and does hereby indemnify and hold harmless the DISTRICT, its officers, agents, and employees from every claim or demand made, and every liability, loss, damage, or expense, of any nature whatsoever, which may be incurred by reason of:
   (a) Liability for damage for (1) death or bodily injury to persons, (2) injury to, loss theft of property, or (3) any other loss, damage or expense arising under either (1) or (2) above, sustained by the Contractor or any person, firm or corporation employed by the Contractor upon or in connection with the work called for in this Agreement, except for liability resulting from the sole negligence or willful misconduct of the DISTRICT, its officers, employees, agents or independent contractors who are directly employed by the DISTRICT, and:
   (b) Any injury to or death of persons or damage to property caused by any act, neglect, default or omission of the Contractor, or any person, firm, or corporation employed by the Contractor, either directly or my independent contract, including all damages due to loss of or theft, sustained by any person, firm or corporation, including the DISTRICT, arising out of, or in any way connected with the work covered by this agreement, whether said injury or damage occurs either on or off school district property, if the liability arose from the negligence or willful misconduct or anyone employed by the Contractor, whether directly or by independent contract.
   (c) The Contractor, at his own expense, cost and risk, shall defend any and all actions, suits or other proceedings that may be brought or instituted against the DISTRICT, its officers, agents or employees, on any such claim, demand or liability, and shall pay or satisfy any judgment that may be rendered against the DISTRICT, its officers, agents or employees in any action, suit, or other proceedings as a result thereof.
   (d) Any liability which may arise from the furnishing of use of any copyrighted or uncopyrighted composition, secret process, or patented or unpatented invention, under the Contract.
6. *INSURANCE:* The CONTRACTOR shall, at his or her expense, carry adequate insurance to fully protect both the CONTRACTOR and the DISTRICT from any and all claims of any nature for damage to property or for personal injury including death, which may arise while the CONTRACTOR is traveling to or from a work-related location. CONTRACTOR shall indemnify, pay for the defense of, and hold harmless DISTRICT and its officers, agents and employees of and from any and all liabilities, claims, debts, damages, demands, suits, actions and causes of actions of whatsoever kind, nature or sort which may be incurred by reason of CONTRACTOR's negligent or willful acts and/or omissions in rendering any services hereunder. CONTRACTOR shall assume full responsibility for payments of federal, state and local taxes or contributions imposed or required under the social security, workers' compensation or income tax law, or any disability or unemployment law, or retirement contribution of any sort whatever, concerning CONTRACTOR or any employee and shall further indemnify, pay for the defense of, and hold harmless DISTRICT of and from any such payment or liability arising out of or in any manner connected with CONTRACTOR's performance under this Agreement. The CONTRACTOR shall take out, prior to the commencement of any program, presentation or work, and maintain through the completion of any such program, presentation or work, General Liability insurance of a $1,000,000.00 minimum per occurrence and $2,000,000 in aggregate and to produce and provide to the DISTRICT a valid and current Certificate of Insurance naming the DISTRICT and the California Schools Risk Management as additional insured. Consultants, Independent Charter Schools, Professional Service Providers including but not limited to auditors, engineers, insurance brokers, specified medical practitioners, bus transportation, and contractors, etc., shall take out, prior to commencement of any program, presentation or work, and maintain through the completion of any such program, insurance as noted at etiwanda.org/insurance.
7. *PAYMENT:* Unless otherwise specified, the Contractor shall render invoices for materials delivered or services performed under the Contract. Payments will be made within 30 days, dependent on County audit status, upon receipt and verification of CONTRACTOR's invoice for services delivered. The DISTRICT shall make payment for materials, supplies, or other services furnished under this Agreement within a reasonable and proper time after acceptance thereof by the authorized DISTRICT representative. Should the Contractor utilize subcontractors on the Project, the DISTRICT will retain five percent (5%) of the Project cost for a period not to exceed sixty (60) days after the Project has been completed. The DISTRICT may withhold a sufficient amount or amounts of any payment or payments otherwise due to the Contractor, as in its judgment may be necessary to cover:
   (a) Payments which may be past due and payable for just claims against the Contractor or any subcontractors for labor or materials furnished in the performance under this Contract.
   (b) The cost of defective work which the Contractor has not remedied.
   (c) Penalties for violation of labor laws.
   (d) Damage to the DISTRICT or another subcontractor.
   (e) Site clean-up.
8. *ASSIGNMENTS OF CONTRACT:* The Contractor shall not assign or transfer by operation of law or otherwise any or all of its rights, burdens, duties, or obligations without the prior written consent of the DISTRICT and without such consent all services hereunder are to be performed solely by CONTRACTOR, its officers, agents and employees.
9. *AGREEMENT CHANGES:* No changes or alternations to this agreement shall be made without specific prior approval by the DISTRICT; and in no event shall the change or alteration exceed 10% of agreement.
10. *NOTIFICATION:* Any notices to be given hereunder by either party to the other may be affected either by personal delivery in writing or by mail, registered or certified, postage prepaid with return receipt requested. Notices shall be deemed given and served upon delivery personally, or three (3) days after depositing in the United States Mail. Mailed notices shall be

addressed to the parties at the addresses set forth in this Agreement for DISTRICT and CONTRACTOR. The foregoing addresses may be changed by written notice to the other party as provided herein.

11. *USE OF MATERIALS:* CONTRACTOR shall advise DISTRICT of any and all materials used, or recommended for use by CONTRACTOR in the performance of this Agreement, that are subject to any copyright restrictions or requirements. In the event CONTRACTOR shall fail to so advise DISTRICT and as a result of the use of any programs or materials developed or used by CONTRACTOR under this Agreement, DISTRICT should be found in violation of any copyright restrictions or requirement, CONTRACTOR agrees to indemnify, defend and hold harmless, the DISTRICT against any action or claim brought by the copyright holder.
12. *SUBSTITUTIONS:* No substitutions of materials specified shall be made without the prior approval of the DISTRICT.
13. *HAZARDOUS WASTES AND UNKNOWN PHYSICAL CONDITIONS: The* contractor is hereby notified of Public Contract Code Section 1704 which requires the contractor to notify the DISTRICT in writing of: (1) any material the contractor believes may be hazardous waste; (2) subsurface or latent physical conditions at the site differing from those indicated: (3) unknown physical conditions or any unusual nature, different materially from those ordinarily encountered and generally recognized as inherent in work of the character provided for in the agreement.
14. *GOVERNANCE:* This Agreement shall be governed by and construed in accordance with the laws of the State of California.
15. *AUDITS:* Pursuant to and in accordance with the provisions of Government Code Section 8546.7 or any amendments thereto, all books, records and files of DISTRICT, CONTRACTOR, or any SUBCONTRACTOR connected with the performance of this Agreement involving the expenditure of public funds in excess of Ten Thousand Dollars ($10,000), including, but not limited to the administration thereof, shall be subject to the examination and audit of the State Auditor of the State of California, at the request of DISTRICT or as a part of any audit of DISTRICT, for a period of three (3) years after final payment is made under this Agreement. CONTRACTOR shall preserve and cause to be preserved such books, records and files for the audit period.
16. *SAFETY AND SECURITY:* It shall be the responsibility of the Contractor to ascertain from the DISTRICT, the rules and regulations pertaining to safety, security and driving on school grounds, particularly when children are present.
17. *DOCUMENT CONFLICT:* In case of conflict between specifications and drawings and/or actual site conditions, such conflicts shall be resolved by a DISTRICT representative prior to the furtherance of the work.
18. *LABOR CODE:* Should this Project exceed One Thousand Dollars ($1,000), Contractor shall comply with the applicable provisions of the Labor Code, Division 2, Part 7, CH. 1 Articles1.5, including the payment of the general prevailing wage rates. Copies of the prevailing rate of per diem wages are located at https://www.dir.ca.gov/public-works/prevailing-wage.html. Contractor shall maintain for audit by the DISTRICT, certified payroll records applicable to this Contract, starting wage rates, trades, payments made, and employee signatures. Copies of these records shall be furnished to the DISTRICT upon request. The Contractor must post these rates at the job site.
    (a) Apprenticeable Occupations: The Contractor shall be responsible for compliance with Labor Code Section 1777.5 for all apprenticeable occupations.
19. *PROTECTION OF WORK & PROPERTY:* The Contractor shall erect and properly maintain at all times, as required by conditions and progress of work, all necessary safe guards, signs, barriers, lights and watchmen for protection of the work and the public and shall post danger signs warning against hazards created by such features in the course of construction. In an emergency affecting life and safety of life or of work or adjoining property, Contractor, without special instruction or authorization from DISTRICT, is hereby permitted to act, at his/her discretion, to prevent such threatened loss or injury.
20. *ACCESS TO WORK*: DISTRICT representatives shall at all times have access to work, wherever it is in preparation or progress. Contractor shall provide safe and proper facilities for such access.
21. *OCCUPANCY:* DISTRICT reserves the right to occupy buildings at any time before agreement completion, and such occupancy shall not extend the date specified or completion of the work.
22. *FORCE MAJEURE CLAUSE:* The parties to the Agreement shall be excused from performance there under during the time and to the extent that they are prevented from obtaining, delivering or performing by act of God, fire, strike, loss, or shortage of transportation facilities, lock-out, commandeering of materials, products, plants or facilities by the government, when satisfactory evidence thereof is presented to the DISTRICT, provided that it is satisfactorily established that the non-performance is not due to the fault or neglect of the party not performing.
23. *PERMITS AND LICENSES:* The Contractor and all of his/her employees or agents shall secure and maintain such licenses and permits as are required by law, in connection with the furnishing of materials, supplies or services herein listed.
24. *CLEAN UP:* Debris shall be removed from the premises. Job site shall be free of debris at all times when work is not actually being performed.
25. *REBATES:* Any financial rebates, refunds, inducements, or incentives issued by vendor in connection with agreement shall accrue directly to school district and not to any employee. If school district determines that vendor promised or provided any such incentive to school district employee, school district, in its sole discretion, may terminate any existing or future orders from vendor and/or take other appropriate action.
26. *LIQUIDATED DAMAGES:* Time is of the essence in this contract. Unless specified elsewhere in the agreement documents, if the work is not completed in the time allotted in the agreement documents it is agreed that Contractor shall pay to the DISTRICT as fixed and liquidated damages the amount of $50.00 for each calendar day of delay until work is completed and accepted.

27. *TERMINATION:* DISTRICT may terminate this Agreement and will be relieved of all obligations under this Agreement should CONTRACTOR fail to perform any of the terms and conditions hereof at the time and place set forth herein or in the event of an unexcused delay by the CONTRACTOR. DISTRICT may terminate this Agreement at any time and for any reason by giving written notice to CONTRACTOR of such termination and specifying the effective date thereof, at least seven (7) calendar days before the effective date of such termination. In the event of termination, CONTRACTOR shall be paid the reasonable value of the services rendered up to the date of such termination, as determined by DISTRICT; all finished or unfinished documents prepared by CONTRACTOR shall become the property of the DISTRICT; and CONTRACTOR hereby waives any and all claims for damages or compensation arising under this Agreement, except as set forth herein.
28. *DISPUTES*: In the event of a dispute between the parties as to the performance of the work included in the project, the interpretations of the bid or agreement document, or payment or nonpayment for work performed or not performed, the parties shall attempt to resolve the dispute. Pending resolution of the dispute, the Contractor agrees to continue the work diligently to completion. If the dispute is not resolved, the Contractor agrees it will neither rescind the agreement nor stop the progress of the work, but the Contractor's sole remedy shall be to submit such controversy to determination by a court of the State of California, in San Bernardino County, having competent jurisdiction of the dispute, after the project has been completed, and not before.
29. *DEBARMENT AND SUSPENSION:* In accordance with Executive Orders 12549 & 12689 (Debarment and Suspension), Seller certified by entering into this transaction, that neither it nor its principals are presently debarred, suspended, proposed for debarred, suspended, proposed for debarment, declared ineligible or voluntarily excluded form participation in this transaction by any federal department or agency.
30. *ATTORNEY'S FEES:* If suit is brought by either party to this Agreement to enforce any of its terms, the losing party shall pay the prevailing party all litigation expenses incurred, including attorney's fees, court costs, expert witness fees, and investigation expenses.
31. *DEFAULT BY CONTRACTOR:* Failure to comply with any of the terms and or conditions of this agreement shall constitute default by the contractor.
32. *WORKPLACE VIOLENCE PREVENTION PLAN:* Vendor, at its sole cost and expense, and as necessary to satisfy the requirements of the District's Workplace Violence Prevention Plan (WVPP), as provided on the District's website, will ensure that all required training is completed. Vendor must provide for completion of all required WVPP training, in the District's required format, prior to any of the Vendor's personnel coming into contact with the District's employees or students.

SCREENING SERVICES CONTRACT PROPOSAL

THIS CONTRACT, BY AND BETWEEN **BIO-ACOUSTICAL CORPORATION** AND THE **ETIWANDA SCHOOL DISTRICT** SHALL BE IN EFFECT FOR THE **2026-2027 SCHOOL YEAR**

SECTION I: **HEARING SCREENING**

Bio-Acoustical Corporation, herein known as Contractor, shall:

(a) Perform the following service: Hearing screening on designated students at designated districts school sites. Such services shall be performed in accordance with, and subject to, all applicable requirements for the Education Code, Health and Safety Code, the reasonable regulations adopted by the School District, and all other applications of law.

(b) Perform the hearing screenings in accordance with procedures prescribed in Section 2951, California Public Health Administrative Code, Title 17. The following screening(s) will be administered:

Please check appropriate boxes:

☑ Initial Screenings with First Thresholds

☐ Second Thresholds (Retests on separate day)

(c) Permit only properly licensed and certified personnel to conduct such screening of pupils. Such personnel shall meet the requirements and standards of the State Board of Public Health, Section 1685 and Section 1686 of the Health and Safety Code of California and shall be registered in the State Department of Education and the County Schools office.

(d) Utilize the adequate equipment and audiometers necessary to conduct adequate screening and testing. Audiometers used shall be calibrated to the ANSI 1989 Standards.

SECTION II: (optional) **VISION SCREENING**

CHECK ONE: Bio-Acoustical Corporation, herein known as Contractor shall:

☑ YES ☐ NO

(a) Perform the following service: Near and Far Vision Screening of pupils designated by the School District. Such service shall be performed in accordance with, and subject to, all applicable requirements for the Education Code, Health and Safety Code, the reasonable regulations adopted by the School District, and all other applications of law.

(b) Conduct far vision screening by use of a procedure known as Snellen Screening. Conduct near vision screening as prescribed by State guidelines.

(c) Attest that Contractor is currently registered with the State Department of Education and County School's office, and that qualified personnel shall give vision services.

(d) Utilize the adequate equipment necessary to conduct adequate screening: Good-Lite Snellen test charts, hyperopia glasses, near vision charts etc.

SECTION III: (optional) **COLOR VISION SCREENING**

CHECK ONE: Bio-Acoustical Corporation, herein known as Contractor shall:

✓	
YES	NO

(a) Perform the following service: Color vision screening of pupils designated by the School District. Such service shall be performed in accordance with and subject to, all applicable requirements for the Education Code, Health and Safety Code, the reasonable regulations adopted by the School District, and all other applications of law.

(b) Conduct color vision screening using Ishihara or Pseudo-isochromatic color plates and shall be conducted in the one grade level designated by the School District, preferably male students, as well as any referrals.

SECTION IV: **PRICING**

The School District shall pay Contractor the following daily rates based on up to 350 hearing and vision screenings per day.

PER DAY RATE: **$1,700 with one hearing and two vision screeners**
$1,950 with one hearing and three vision screeners
$2,350 with one hearing and four vision screeners

SECTION V: **REPORTING**

Submit the results of all screenings and thresholds at the end of the testing schedule. This will include overall statistical reports for the district and each school, and individual results for each student.

SECTION VI: **BILLING**

Bio will submit detailed billing to the school district's office. This billing will be submitted at the end of the testing schedule or as progress billing for work already completed to date.

SECTION VII: **CONDITIONS**

(a) It is expressly understood and agreed upon by both parties hereto, that the Contractor, while engaged in carrying out and complying with any and all of the terms of this contract, is an independent contractor and is not an officer, agent, or employee of the aforesaid School District.

(b) The reports submitted by the Contractor to the School District shall only contain the results of the tests conducted and shall not include any suggestions or diagnoses. Contractor shall have no responsibility or obligation with respect to the existence of any impaired hearing or vision of any student, and results will not be released except to authorized personnel of the School District and shall be maintained always as confidential and secret by Contractor.

(c) The School District shall be solely responsible for the conduct and supervision of the students during the testing and related on-site activities conducted by the Contractor. The School District shall provide adequate personnel to **control and supervise such students at all times** during the course of testing being conducted at any/all of the schools of the School District. The School District shall also be responsible for getting students from classes to the testing area, making them available for testing in a reasonable and timely fashion, and returning them to their classes at each of the school sites. The School District shall designate a Health Supervisor or Coordinator as its authorized agent to coordinate the implementation of this contract with Contractor, as specified in Sections 44879 inclusive, and Section 49422 of the California Education Code.

(d) The School District shall provide a safe place to park and store the mobile testing vehicle of the Contractor during the testing schedule when said vehicle is being utilized within the District. The School District bus yard or other suitable location shall be made available after each test day, on holidays and weekends.

(e) Contractor agrees to, and does hereby indemnify and hold harmless, the School District, its officers, agents, and employees from every claim or demand made and every liability, loss, damage, or expense of any nature whatsoever, which may be incurred by reason of any injury to or death of persons or damage to property, sustained by any person arising out of or in any way connected with the actions of Contractor in conducting the hearing and/or vision tests under this contract, except for liability for damages which result from the sole negligence or willful misconduct of the School District, its officers, employees or agents who are directly employed by the School District, or its students.

(f) In the event of cancellation of this contract, after execution and scheduling of the actual testing, the School District shall give the Contractor proper consideration at the rate of 10% of the total revenues expected from the contract for that school year. A ninety- (90) day written cancellation is required to make an executed contract null and void. If rescheduling is necessary due to either party, a minimum of one-day notice is requested. Schools rescheduled must be completed by the date indicated in Section (j). In the event a scheduled screening day is canceled or postponed by the School District or an agent thereof, after the start of that day, the School District will reimburse Contractor for expenses incurred that day, limited to cost of actual mileage reimbursements and salaries paid to employees of Contractor who were scheduled to work and arrived at School District site in good faith.

(g) Upon acceptance of this contract, the School District shall issue an applicable **Purchase Order** to cover services provided by this contract. **Purchase orders must be received with the signed contracts, or no later than three weeks prior to the date the testing schedule commences,** indicating approximate numbers of students to be tested, and price ranges for test to be administered. Terms of payment will be Net-30 days (1 ½% interest will be charged to all invoices not paid after thirty (30) days). Purchase orders may include "NOT TO EXCEED" LIMITATIONS but must take any prior year's billing total plus any enrollment increases, or current enrollment figures multiplied by the applicable hearing and/or vision charges into consideration.

(h) School District is responsible for: 1) Reporting failures and/or and School District recommendations to parents of students and reporting to any applicable State Agencies any/all total district figures, as well as filing any annual mandated screening compliance reports to applicable agencies, and 2) Filing "intent to contract" with applicable Agencies of County and State.

(i) Completion date: All screening services under this contract will be completed on or before November 19, 2026

SECTION VIII: **ACCEPTANCE**

IN WITNESS WHEREOF, the parties signing below have executed this Contract as of the date transcribed here below.

Leon Quach Date: 4/10/2026

Bio-Acoustical Corporation

Etiwanda School District

School District

Doug Claflin Digitally signed by Doug Claflin DN: cn=Doug Claflin, o=Etiwanda School District, ou, email=doug_claflin@etiwanda.org, c=US Date: 2026.05.07 22:10:43 -07'00' Date:

Authorized Agent's Signature

Purchase order will be issued after July 1, 2026.

Purchase Order Number (PO must be on file prior to testing)

Term of this contract is for one year (s).

Docusign Envelope ID: 11C437A9-43B9-890F-80D5-DEE0C2339251

Charlayne Sprague
Superintendent
Douglas M. Claflin
Assistant Superintendent of Business Services
Laura Rowland
Assistant Superintendent of Personnel Services
Jeannie Tavolazzi
Assistant Superintendent of Instruction and Pupil Services
Elizabeth Freer
Executive Director of Special Education

AS052826A-02

School District Etiwanda 1883

6061 East Avenue, Etiwanda, California 91739
www.etiwanda.k12.ca.us
(909) 899-8286 FAX (909) 899-8386

Board of Trustees
Cathline Fort
Matthew Gordon
Dr. Fermín Jaramillo
Dayna Karsch
April McAllaster

This agreement for nursing services (Agreement) is made and entered into by the Etiwanda School District (District) and **Angels on Earth Home Health, Inc** (Agency) for the services of private agency licensed vocational nurses (LVNs) during the 2026/2027 school year.

Responsibilities of the Agency

1. The Agency shall ensure that each LVN is aware of and understands all applicable District policies and procedures and shall require each nurse to conform to all such District policies, procedures, regulations, standards for health, safety, cooperation, ethical behavior, and any additional requirements and restrictions agreed upon by representatives of the District and the Agency. Each LVN shall have completed the necessary educational prerequisites to be eligible to be a licensed vocational nurse in a school district setting, including proof of negative Tuberculosis test current within one year of service and issuance of fingerprint clearance pursuant to the California Education Code requirements.

2. If the Agency LVN has access to personally identifiable District student information, the Agency and LVN agrees to comply with the provisions of the Family Educational Rights and Privacy Act at 20 U.S.C. 1232g, and the California Education Code.

3. The Agency must obtain ongoing orders from authorized healthcare providers pertaining to each student to whom a LVN is assigned. The orders will be kept in a log maintained by the LVN while working at the District school site.

4. Copies of all current plan(s) of treatment authorized by the student's healthcare provider and all updated plans will be provided to the district school nurse, if parent authorization is provided.

5. The Agency will notify the District if it assigns a new Agency nurse to an existing case (as per Exhibit A).

6. The Agency will comply with any reasonable request by the District to assign a different Agency nurse to a new or existing case (as per Exhibit A).

7. The Agency will ensure that its LVN has no physical limitations that will affect attending all scheduled field trips with District student. If so, the Agency will provide an approved substitute for the field trips and notify District of the substitute (as per Exhibit A).

8. The Agency will provide an approved Agency substitute for the District student in the event the assigned Agency LVN is ill or absent on any given school day (as per Exhibit A).

9. Before any Agency LVN commences working with District students, the Agency will supply the District with written certification providing:

    a. Agency shall complete and include the attached Fingerprint Requirement Form and Exhibit A (List of Employees Who May Come In Contact with District Pupils) to comply with the requirements of Education Code Section 45125.1.

b. None of the Agency employees or LVNs who may come into contact with District students has been convicted of a felony. If at any time during the term of this Agreement, Agency is either notified by the Department of Justice or otherwise becomes aware that any employee of Agency performing services under this Agreement has been arrested or convicted of a violent or serious felony listed in Penal Code section 667.5(c) or Penal Code section 1192.7, respectively, Agency agrees to immediately notify the District and remove said employee from performing services on this Agreement.

c. All Agency employees and LVNs who may come into contact with District students have received a Tuberculosis clearance, pursuant to the California Education Code requirements.

d. All Agency employees and LVNs that who come into contact with District students are covered by the Agency's liability insurance and workers' compensation insurance, which the Agency shall keep current at all times.

e. All Agency employees and LVNs who may come into contact with District students possess current professional licenses including cardiopulmonary resuscitation certification to assist with the assigned students, which will be maintained by the Agency.

f. An emergency contact telephone number for the Agency. 909-447-4615

g. The Agency's written copy of the plan of treatment authorized by each student's healthcare provider.

10. The Agency will supply each LVN with a copy of this Agreement at the time the LVN begins working with any District student.

Responsibilities of the LVN

1. Agency LVNs must wear name tags displaying the following in at least 18-point font: (1) name; and (2) state granted license in compliance with the California Business and Professions Code.

2. Agency LVNs must follow Etiwanda School District COVID protocols.

3. The Agency LVN and another District staff member will be present or within visual contact when providing toileting or diapering services to students.

4. Whenever possible, nursing care and procedures should be performed in a manner that does not disrupt classroom activities.

5. Agency LVNs are responsible only for nursing care, but will maintain awareness of and sensitivity to classroom interactions.

6. Agency LVNs will encourage normal interactions between the assigned student and other students, teachers, staff, and parents.

7. Agency LVNs will work with assigned students on specific activities under the direction of the classroom teacher. LVNs will not be responsible for teaching duties.

8. Agency LVNs agree to maintain confidential student information and comply with the provisions of the Family Educational Rights and Privacy Act at 20 U.S.C. 1232g, and the California Education Code.

9. Agency LVNs will provide copies of agency nursing notes for assigned student to District School Nurse as proof of care, when requested.

10. Agency LVNs will use personal cellular telephones for emergencies only.

11. Agency LVNs will assume responsibility for following emergency procedures including participation in district fire drills, active shooter drills, lockdown drills and disaster drills with assigned student.

12. Agency LVNs shall ensure the assigned student is under his or her supervision at all scheduled times. If the LVN requires a restroom break during scheduled student time, a District staff member may escort the assigned student so as to remain within auditory distance and easy access to the LVN.

Responsibilities of the District

1. The District will provide Agency LVNs with appropriate space in which to work with their assigned students.

2. The District will notify Agency LVNs of any pertinent changes in a student's placement or educational services that may affect the LVN's ability to provide services to the student.

3. The District will maintain as confidential all medical and health-related student information provided by the Agency or the LVNs.

4. The District will notify the Agency of any concerns or complaints received regarding an LVN working for the Agency in a District facility.

General Provisions

1. The term of this Agreement is for one school year commencing July 1, 2026 and ending June 30, 2027. This Agreement may be terminated by mutual agreement of the District and the Agency or by either party giving at least 30 days' written notice of termination to the other party. This Agreement may be renewed for additional one-year terms by written agreement of the parties.

2. If any provision of this Agreement is held to be invalid or contrary to law by a court of competent jurisdiction, such provision shall not be deemed valid and subsisting except to the extent permitted by law, but all other provisions of this Agreement shall continue in full force and effect.

3. This Agreement is subject to approval by the District's Governing Board.

4. Neither party may assign this Agreement without the prior written consent of the other party, and such consent will not be unreasonably withheld. No such consent will be required for assignment to an entity owned by or under common control with assignor or in connection with any acquisition of all of the assets or capital stock of a party; provided however, the assigning party will provide notice of such transaction to the other party and remain fully responsible for compliance with all of the terms of this Agreement.

5. For a period of twelve (12) months following that date on which Agency Employee last worked a shift at District, District agrees that it will take no steps to recruit, hire or employ as its own employees or as a contractor those Employees provided by Agency during the term of this Agreement. District understands and agrees that Agency is not an employment agency and that Employees are assigned to District to render temporary service(s) and are not assigned to become employed by District. District further acknowledges and agrees that there is a substantial investment in business related costs incurred by Agency in recruiting, training and employing Employees, to include advertisement, recruitment, interviewing, evaluation, reference checks, training and supervising Employees. In the event that District, or any affiliate, subsidiary, department, or division of District hires, employs or solicits Agency Employees, District will be in breach of this Agreement. District agrees to give Agency either (a) one hundred and eighty (180) days' prior written notice of its intent to hire, or employ, continuing to staff Employees through Agency for a minimum of thirty-six (36) hours per week through the one hundred and eighty (180) days' notice period; OR (b) to pay Agency a placement fee equal to the greater of: five thousand dollars ($5,000) or the sum of thirty percent

(30%) of such Employee's annualized salary (calculated as Weekly Hourly Pay Rate x 2080 Hours x 30%).

6. Each party shall agree to maintain at its sole expense valid policies of general and professional liability insurance with minimum limits of $1,000,000 per occurrence/claim, $3,000,000 Sexual Abuse or Molestation Injury Insurance and $3,000,000 annual aggregate covering the acts or omissions of its employees, contractors and agents which may give rise to liability in connection with services under this Agreement naming the Etiwanda School District as "Additional Insured". Each party shall give prompt written notice of any material change in coverage.

7. Each party shall agree to indemnify and hold harmless the other, and its directors, officers, employees and agents from and against any all claims, actions, or liabilities arising out of the wrongful or negligent acts or omissions of the indemnifying party, its directors, officers, employees or agents during the term of this Agreement.

8. Neither party shall be responsible for special, indirect, incidental, consequential or other similar damages, including but not limited to lost profits, that the other party may incur or experience in connection with this agreement or the services provided, however caused, even if such party has been advised of the possibility of such damages.

IN WITNESS WHEREOF, the parties have entered into this Agreement this 5th day of May 2026.

ETIWANDA SCHOOL DISTRICT

By: DocuSigned by: Douglas Claflin
A2843948E8134CE...
Douglas M. Claflin
Assistant Superintendent of Business Services

Signed by: Elizabeth Freer
A881B9B18024B8...
Elizabeth Freer
Executive Director of Special Education

Signed by: Karen Simon, RN
692365DCC7B0479...
Karen Simon, MSN, RN
Health Services Coordinator

ANGELS ON EARTH HOME HEALTH, INC

By: Don Villarin
Printed Name of Angels on Earth Home Health, Inc Representative

Signed by: Don Villarin
9C7B765DB7044D3...
Signature of Angels on Earth Home Health, Inc Representative

5/6/2026
Date

Docusign Envelope ID: 0CEC69E2-5A66-8754-806A-7389F13D3DA6

AS052826A-03

Laura Rowland
Superintendent
Douglas M. Claflin
Assistant Superintendent of Business Services
Damita Walton
Assistant Superintendent of Personnel Services
Jeannie Tavolazzi
Assistant Superintendent of Instruction and Pupil Services
Elizabeth Freer
Executive Director of Special Education

School District Etiwanda 1883

Board of Trustees
Cathline Fort
Matthew Gordon
Dr. Fermín Jaramillo
Dayna Karsch
April McAllaster

6061 East Avenue, Etiwanda, California 91739
www.etiwanda.k12.ca.us
(909) 899-8286 FAX (909) 899-8386

This agreement for nursing services (Agreement) is made and entered into by the Etiwanda School District (District) and **Assisted Healthcare Services LLC** (Agency) for the services of private agency licensed vocational nurses (LVNs) during the 2026/2027 school year.

Responsibilities of the Agency

1. The Agency shall ensure that each LVN is aware of and understands all applicable District policies and procedures and shall require each nurse to conform to all such District policies, procedures, regulations, standards for health, safety, cooperation, ethical behavior, and any additional requirements and restrictions agreed upon by representatives of the District and the Agency. Each LVN shall have completed the necessary educational prerequisites to be eligible to be a licensed vocational nurse in a school district setting, including proof of negative Tuberculosis test current within one year of service and issuance of fingerprint clearance pursuant to the California Education Code requirements.

2. If the Agency LVN has access to personally identifiable District student information, the Agency and LVN agrees to comply with the provisions of the Family Educational Rights and Privacy Act at 20 U.S.C. 1232g, and the California Education Code.

3. The Agency must obtain ongoing orders from authorized healthcare providers pertaining to each student to whom a LVN is assigned. The orders will be kept in a log maintained by the LVN while working at the District school site.

4. Copies of all current plan(s) of treatment authorized by the student's healthcare provider and all updated plans will be provided to the district school nurse, if parent authorization is provided.

5. The Agency will notify the District if it assigns a new Agency nurse to an existing case (as per Exhibit A).

6. The Agency will comply with any reasonable request by the District to assign a different Agency nurse to a new or existing case (as per Exhibit A).

7. The Agency will ensure that its LVN has no physical limitations that will affect attending all scheduled field trips with District student. If so, the Agency will provide an approved substitute for the field trips and notify District of the substitute (as per Exhibit A).

8. The Agency will provide an approved Agency substitute for the District student in the event the assigned Agency LVN is ill or absent on any given school day (as per Exhibit A).

9. Before any Agency LVN commences working with District students, the Agency will supply the District with written certification providing:

    a. Agency shall complete and include the attached Fingerprint Requirement Form and Exhibit A (List of Employees Who May Come In Contact with District Pupils) to comply with the requirements of Education Code Section 45125.1.

b. None of the Agency employees or LVNs who may come into contact with District students has been convicted of a felony. If at any time during the term of this Agreement, Agency is either notified by the Department of Justice or otherwise becomes aware that any employee of Agency performing services under this Agreement has been arrested or convicted of a violent or serious felony listed in Penal Code section 667.5(c) or Penal Code section 1192.7, respectively, Agency agrees to immediately notify the District and remove said employee from performing services on this Agreement.

c. All Agency employees and LVNs who may come into contact with District students have received a Tuberculosis clearance, pursuant to the California Education Code requirements.

d. All Agency employees and LVNs that who come into contact with District students are covered by the Agency's liability insurance and workers' compensation insurance, which the Agency shall keep current at all times.

e. All Agency employees and LVNs who may come into contact with District students possess current professional licenses including cardiopulmonary resuscitation certification to assist with the assigned students, which will be maintained by the Agency.

f. An emergency contact telephone number for the Agency. 6269155595

g. The Agency's written copy of the plan of treatment authorized by each student's healthcare provider.

10. The Agency will supply each LVN with a copy of this Agreement at the time the LVN begins working with any District student.

Responsibilities of the LVN

1. Agency LVNs must wear name tags displaying the following in at least 18-point font: (1) name; and (2) state granted license in compliance with the California Business and Professions Code.

2. Agency LVNs must follow Etiwanda School District COVID protocols.

3. The Agency LVN and another District staff member will be present or within visual contact when providing toileting or diapering services to students.

4. Whenever possible, nursing care and procedures should be performed in a manner that does not disrupt classroom activities.

5. Agency LVNs are responsible only for nursing care, but will maintain awareness of and sensitivity to classroom interactions.

6. Agency LVNs will encourage normal interactions between the assigned student and other students, teachers, staff, and parents.

7. Agency LVNs will work with assigned students on specific activities under the direction of the classroom teacher. LVNs will not be responsible for teaching duties.

8. Agency LVNs agree to maintain confidential student information and comply with the provisions of the Family Educational Rights and Privacy Act at 20 U.S.C. 1232g, and the California Education Code.

9. Agency LVNs will provide copies of agency nursing notes for assigned student to District School Nurse as proof of care, when requested.

10. Agency LVNs will use personal cellular telephones for emergencies only.

11. Agency LVNs will assume responsibility for following emergency procedures including participation in district fire drills, active shooter drills, lockdown drills and disaster drills with assigned student.

12. Agency LVNs shall ensure the assigned student is under his or her supervision at all scheduled times. If the LVN requires a restroom break during scheduled student time, a District staff member may escort the assigned student so as to remain within auditory distance and easy access to the LVN.

Responsibilities of the District

1. The District will provide Agency LVNs with appropriate space in which to work with their assigned students.

2. The District will notify Agency LVNs of any pertinent changes in a student's placement or educational services that may affect the LVN's ability to provide services to the student.

3. The District will maintain as confidential all medical and health-related student information provided by the Agency or the LVNs.

4. The District will notify the Agency of any concerns or complaints received regarding an LVN working for the Agency in a District facility.

General Provisions

1. The term of this Agreement is for one school year commencing July 1, 2026 and ending June 30, 2027. This Agreement may be terminated by mutual agreement of the District and the Agency or by either party giving at least 30 days' written notice of termination to the other party. This Agreement may be renewed for additional one-year terms by written agreement of the parties.

2. If any provision of this Agreement is held to be invalid or contrary to law by a court of competent jurisdiction, such provision shall not be deemed valid and subsisting except to the extent permitted by law, but all other provisions of this Agreement shall continue in full force and effect.

3. This Agreement is subject to approval by the District's Governing Board.

4. Neither party may assign this Agreement without the prior written consent of the other party, and such consent will not be unreasonably withheld. No such consent will be required for assignment to an entity owned by or under common control with assignor or in connection with any acquisition of all of the assets or capital stock of a party; provided however, the assigning party will provide notice of such transaction to the other party and remain fully responsible for compliance with all of the terms of this Agreement.

5. For a period of twelve (12) months following that date on which Agency Employee last worked a shift at District, District agrees that it will take no steps to recruit, hire or employ as its own employees or as a contractor those Employees provided by Agency during the term of this Agreement. District understands and agrees that Agency is not an employment agency and that Employees are assigned to District to render temporary service(s) and are not assigned to become employed by District. District further acknowledges and agrees that there is a substantial investment in business related costs incurred by Agency in recruiting, training and employing Employees, to include advertisement, recruitment, interviewing, evaluation, reference checks, training and supervising Employees. In the event that District, or any affiliate, subsidiary, department, or division of District hires, employs or solicits Agency Employees, District will be in breach of this Agreement. District agrees to give Agency either (a) one hundred and eighty (180) days' prior written notice of its intent to hire, or employ, continuing to staff Employees through Agency for a minimum of thirty-six (36) hours per week through the one hundred and eighty (180) days' notice period; OR (b) to pay Agency a placement fee equal to the greater of: five thousand dollars ($5,000) or the sum of thirty percent (30%) of such Employee's annualized salary (calculated as Weekly Hourly Pay Rate x 2080 Hours x 30%).

Docusign Envelope ID: 0CEC69E2-5A66-8754-806A-7389F13D3DA6

6. Each party shall agree to maintain at its sole expense valid policies of general and professional liability insurance with minimum limits of $1,000,000 per occurrence/claim, $3,000,000 Sexual Abuse or Molestation Injury Insurance and $3,000,000 annual aggregate covering the acts or omissions of its employees, contractors and agents which may give rise to liability in connection with services under this Agreement naming the Etiwanda School District as "Additional Insured". Each party shall give prompt written notice of any material change in coverage.

7. Each party shall agree to indemnify and hold harmless the other, and its directors, officers, employees and agents from and against any all claims, actions, or liabilities arising out of the wrongful or negligent acts or omissions of the indemnifying party, its directors, officers, employees or agents during the term of this Agreement.

8. Neither party shall be responsible for special, indirect, incidental, consequential or other similar damages, including but not limited to lost profits, that the other party may incur or experience in connection with this agreement or the services provided, however caused, even if such party has been advised of the possibility of such damages.

IN WITNESS WHEREOF, the parties have entered into this Agreement this 7th day of May 2026.

ETIWANDA SCHOOL DISTRICT

By: DocuSigned by: Douglas Claflin
A2843948E8134CE...
Douglas M. Claflin
Assistant Superintendent of Business Services

Signed by: Elizabeth Freer
4887999B18094B8...
Elizabeth Freer
Executive Director of Special Education

Signed by: Karen Simon, RN
692365DCC7B0479...
Karen Simon, MSN, RN
Health Services Coordinator

ASSISTED HEALTHCARE SERVICES LLC

By: Dr. Cheryl Smith
Printed Name of Assisted Healthcare Services LLC Representative

Signed by: Dr. Cheryl Smith
690F38E4C0144DC...
Signature of Assisted Healthcare Services LLC Representative

5/7/2026
Date

Reference #: ESD-APS-0000088
Contract #: CC052826R-01

Etiwanda School District
Agreement for Professional Services

Please check type of service: Contractor

Originating School or Department: Child Care Date: 05/04/2026

WHEREAS, CONTRACTOR represents that he or she is specially trained, experienced, and competent to provide the special services and to give the advice called for by this Agreement; and

WHEREAS, DISTRICT has determined that it has a need to enter into this Agreement with CONTRACTOR for the special services and advice described herein.

NOW THEREFORE, The DISTRICT hereby engages CONTRACTOR, and CONTRACTOR agrees to perform the professional services as hereinafter set forth and it is mutually agreed by the parties hereto as follows:

1. *THIS AGREEMENT* is made and entered into this 05/04/2026 (date) by and between the Etiwanda School DISTRICT, located at 6061 East Avenue, Etiwanda, California, 91739, (hereafter "DISTRICT"), and Guaranteed Janitorial Service, Inc., (hereafter "CONTRACTOR") located at

   Address: 13039 11th Street City: Chino Zip: 91710

   Social Security Number or Taxpayer I.D. No. (for 1099): 330445084

2. *TERM:* The term of this agreement shall be for the period commencing on 06/01/2026 (date) through 06/23/2026 (date) inclusive; or, services shall be provided on the following dates 06/01,06/2,06/03,06/04,06/08,06/09,06/10,06/11,06/15,06/16,06/17,06/18,06/22, and 6/23.

3. *SCOPE:* The scope of work for this agreement is as follows (detailed statement of work may be attached in lieu of description):
   Summer ELOP Program at Solorio Elementary starting June 1 thru 23 and Monday thru Thursday and closed on Fridays.

4. *COMPENSATION:* The DISTRICT agrees to pay CONTRACTOR the amount of $4,886.00 for the performance of all services rendered pursuant to this Agreement. Payments will be made within 30 days, dependent on County audit status, upon receipt and verification of CONTRACTOR's invoice for services delivered. The CONTRACTOR shall provide its own equipment, vehicle, materials, supplies, food, travel, lodging, incidentals and tools, etc. which may be required for the proper performance of this Agreement. The CONTRACTOR is responsible for any retirement fees and State and Federal taxes associated with this agreement. Each party shall cooperate with the other party.

5. *FINGERPRINT OBLIGATIONS OF CONSULTANT:*

   No If the box to the left is yes, CONTRACTOR shall comply with the requirements of Education Code Section 45125.1 with respect to fingerprinting of employees who may have contact with the DISTRICT'S pupils and shall complete and include the attached Fingerprint Requirement Form and Exhibit A (List of Employees Who May Come in Contact with Pupils). If at any time during the term of this Agreement CONTRACTOR is either notified by the Department of Justice or otherwise becomes aware that any employee of CONTRACTOR performing services under this Agreement has been arrested or convicted of a violent or serious felony listed in Penal Code section 667.5(c) or Penal Code section 1192.7, respectively, CONTRACTOR agrees to immediately notify the DISTRICT and remove said employee from performing services on this Agreement.

IN WITNESS WHEREOF, the DISTRICT and CONTRACTOR have executed this Agreement effective as of the date written first above and becoming valid upon approval of the Etiwanda School DISTRICT.

CONTRACTOR: Martha Ortiz — Signature of CONTRACTOR — 05/05/2026 — Date

ETIWANDA SCHOOL DISTRICT: Douglas M Claflin — Signature of Superintendent/Designee — 05/05/2026 — Date

1 Quote/Backup

AGREEMENT TERMS & CONDITIONS

1. *STATUS OF CONTRACTOR:* It is agreed that the DISTRICT is interested only in the results obtained from service hereunder and that the CONTRACTOR shall perform as an independent CONTRACTOR with sole control of the manner and means of performing the services required under this Agreement. CONTRACTOR shall complete this Agreement according to its own methods of work which shall be in the exclusive charge and control of the CONTRACTOR and which shall not be subject to control or supervision by the DISTRICT except as to the results of the work. CONTRACTOR is, for all purposes arising out of this Agreement, an independent CONTRACTOR, and neither CONTRACTOR nor its employees shall be deemed an employee, officer or agent of the DISTRICT for any purpose. It is expressly understood and agreed that CONTRACTOR and its employees shall in no event be entitled to any DISTRICT benefits to which DISTRICT employees are entitled, including, but not limited to, overtime, retirement benefits, insurance, vacation, worker's compensation benefits, sick or injury leave, or other benefits.
   (a) CONTRACTOR may, at CONTRACTOR's own expense, employ such assistants as CONTRACTOR deems necessary to perform the services required of CONTRACTOR by this Agreement. DISTRICT will not train, control, direct, or supervise CONTRACTOR's assistants or employees in the performance of those services.
   (b) If CONTRACTOR is a regular employee of a public entity, all services which CONTRACTOR renders under this Agreement will be performed at times other than CONTRACTOR's regular assigned work day for said entity, or during periods of vacation or leave of absence from said entity.
   (c) CONTRACTOR agrees to procure and maintain in full force and effect worker's compensation insurance covering his or her employees and agents while these persons are participating in the activities hereunder. In the event a claim under the provisions of California Worker's Compensation Act is filed against the DISTRICT by a bona fide employee of CONTRACTOR participating under this Agreement, CONTRACTOR agrees to defend and hold harmless the DISTRICT from such claims.
   (d) The Contractor shall furnish all tools, equipment, apparatus, facilities, transportation, labor, travel, lodging, incidentals and material necessary to furnish the service herein described, the service to be performed at such times and places as directed by and subject to the approval of the authorized DISTRICT representative indicated in the specifications.
2. *WORKMEN AND SUB CONTRACTOR:*
   (a) Contractor shall at all times enforce strict discipline and good order among his/her employees and subcontractors and shall not employ on this work any unfit person or anyone not skilled in work assigned to him/her.
   (b) Any person in the employ of the Contractor whom the DISTRICT may deem incompetent or unfit shall be dismissed from work and shall not again be employed on it except with written consent of the DISTRICT.
   (c) Sub-contractors, if any engaged by the Contractor for this service shall be subject to the approval of the DISTRICT. Contractor shall be held responsible for all operations of sub-contractors and shall require them to maintain adequate Worker's Compensation and public liability insurance.
   (d) Contractor shall provide continuous competent supervision of personnel employed on the job, use of equipment and quality of workmanship.
3. *ANTI DISCRIMINATION:* It is the policy of the Etiwanda School District Board of Trustees, that in connection with all work performed under Construction and Purchasing Contracts, there be no discrimination against any employees engaged in the work because of race, color, ancestry, national origin, age, religious creed, marital status, pregnancy, physical or mental disability, medical condition, genetic information, military and veteran status, sex or sexual orientation, gender, gender identity, gender expression, or association with a person or group with one or more of these actual or perceived characteristics, and therefore the Contractor agrees to comply with applicable federal and California laws including, but not limited to the California Fair Employment Practice Act, beginning with Labor-Code Section 1410 and Labor Code Section 1735. In addition, the Contractor agrees to require like compliances by all sub-contractors employed on the work by him/her.
4. *OWNERSHIP OF WORK PRODUCT AND CONFIDENTIALITY:* All products of work produced pursuant to this Agreement shall be the sole property of the DISTRICT and no reproduction of any portions of the work product may be made in any form without the express written consent of the DISTRICT. DISTRICT and CONTRACTOR mutually agree that any written material or any copyrightable work of any nature created by CONTRACTOR pursuant to this Agreement shall be considered a "work made for hire" and DISTRICT the "copyright owner" thereof as those terms are defined in Title 17 of the United States Code, Section 101, and that DISTRICT shall own all of the rights comprised in the copyright of said written material or copyrightable work. CONTRACTOR shall hold in trust for the DISTRICT, and shall not disclose to any person, any confidential information. Confidential information is information which is related to the DISTRICT's research, development, trade secrets and business affairs; but does not include information which is generally known or easily ascertainable by non-parties through available public documentation. Contractor shall observe all Federal, State, and local laws and regulations, including, but not limited to, the Health Insurance Portability and Accountability Act (HIPAA) of 1996, the Family Educational Rights and Privacy Act and any subsequent revisions thereto, concerning the security and privacy of student/patient records and information, as applicable. For software agreements, unless otherwise specified, the data is owned by the DISTRICT, not the program.

5. *HOLD HARMLESS CLAUSE:* The Contractor agrees to and does hereby indemnify and hold harmless the DISTRICT, its officers, agents, and employees from every claim or demand made, and every liability, loss, damage, or expense, of any nature whatsoever, which may be incurred by reason of:
   (a) Liability for damage for (1) death or bodily injury to persons, (2) injury to, loss theft of property, or (3) any other loss, damage or expense arising under either (1) or (2) above, sustained by the Contractor or any person, firm or corporation employed by the Contractor upon or in connection with the work called for in this Agreement, except for liability resulting from the sole negligence or willful misconduct of the DISTRICT, its officers, employees, agents or independent contractors who are directly employed by the DISTRICT, and:
   (b) Any injury to or death of persons or damage to property caused by any act, neglect, default or omission of the Contractor, or any person, firm, or corporation employed by the Contractor, either directly or my independent contract, including all damages due to loss of or theft, sustained by any person, firm or corporation, including the DISTRICT, arising out of, or in any way connected with the work covered by this agreement, whether said injury or damage occurs either on or off school district property, if the liability arose from the negligence or willful misconduct or anyone employed by the Contractor, whether directly or by independent contract.
   (c) The Contractor, at his own expense, cost and risk, shall defend any and all actions, suits or other proceedings that may be brought or instituted against the DISTRICT, its officers, agents or employees, on any such claim, demand or liability, and shall pay or satisfy any judgment that may be rendered against the DISTRICT, its officers, agents or employees in any action, suit, or other proceedings as a result thereof.
   (d) Any liability which may arise from the furnishing of use of any copyrighted or uncopyrighted composition, secret process, or patented or unpatented invention, under the Contract.
6. *INSURANCE:* The CONTRACTOR shall, at his or her expense, carry adequate insurance to fully protect both the CONTRACTOR and the DISTRICT from any and all claims of any nature for damage to property or for personal injury including death, which may arise while the CONTRACTOR is traveling to or from a work-related location. CONTRACTOR shall indemnify, pay for the defense of, and hold harmless DISTRICT and its officers, agents and employees of and from any and all liabilities, claims, debts, damages, demands, suits, actions and causes of actions of whatsoever kind, nature or sort which may be incurred by reason of CONTRACTOR's negligent or willful acts and/or omissions in rendering any services hereunder. CONTRACTOR shall assume full responsibility for payments of federal, state and local taxes or contributions imposed or required under the social security, workers' compensation or income tax law, or any disability or unemployment law, or retirement contribution of any sort whatever, concerning CONTRACTOR or any employee and shall further indemnify, pay for the defense of, and hold harmless DISTRICT of and from any such payment or liability arising out of or in any manner connected with CONTRACTOR's performance under this Agreement. The CONTRACTOR shall take out, prior to the commencement of any program, presentation or work, and maintain through the completion of any such program, presentation or work, General Liability insurance of a $1,000,000.00 minimum per occurrence and $2,000,000 in aggregate and to produce and provide to the DISTRICT a valid and current Certificate of Insurance naming the DISTRICT and the California Schools Risk Management as additional insured. Consultants, Independent Charter Schools, Professional Service Providers including but not limited to auditors, engineers, insurance brokers, specified medical practitioners, bus transportation, and contractors, etc., shall take out, prior to commencement of any program, presentation or work, and maintain through the completion of any such program, insurance as noted at etiwanda.org/insurance.
7. *PAYMENT:* Unless otherwise specified, the Contractor shall render invoices for materials delivered or services performed under the Contract. Payments will be made within 30 days, dependent on County audit status, upon receipt and verification of CONTRACTOR's invoice for services delivered. The DISTRICT shall make payment for materials, supplies, or other services furnished under this Agreement within a reasonable and proper time after acceptance thereof by the authorized DISTRICT representative. Should the Contractor utilize subcontractors on the Project, the DISTRICT will retain five percent (5%) of the Project cost for a period not to exceed sixty (60) days after the Project has been completed. The DISTRICT may withhold a sufficient amount or amounts of any payment or payments otherwise due to the Contractor, as in its judgment may be necessary to cover:
   (a) Payments which may be past due and payable for just claims against the Contractor or any subcontractors for labor or materials furnished in the performance under this Contract.
   (b) The cost of defective work which the Contractor has not remedied.
   (c) Penalties for violation of labor laws.
   (d) Damage to the DISTRICT or another subcontractor.
   (e) Site clean-up.
8. *ASSIGNMENTS OF CONTRACT:* The Contractor shall not assign or transfer by operation of law or otherwise any or all of its rights, burdens, duties, or obligations without the prior written consent of the DISTRICT and without such consent all services hereunder are to be performed solely by CONTRACTOR, its officers, agents and employees.
9. *AGREEMENT CHANGES:* No changes or alternations to this agreement shall be made without specific prior approval by the DISTRICT; and in no event shall the change or alteration exceed 10% of agreement.
10. *NOTIFICATION:* Any notices to be given hereunder by either party to the other may be affected either by personal delivery in writing or by mail, registered or certified, postage prepaid with return receipt requested. Notices shall be deemed given and served upon delivery personally, or three (3) days after depositing in the United States Mail. Mailed notices shall be

addressed to the parties at the addresses set forth in this Agreement for DISTRICT and CONTRACTOR. The foregoing addresses may be changed by written notice to the other party as provided herein.

11. *USE OF MATERIALS:* CONTRACTOR shall advise DISTRICT of any and all materials used, or recommended for use by CONTRACTOR in the performance of this Agreement, that are subject to any copyright restrictions or requirements. In the event CONTRACTOR shall fail to so advise DISTRICT and as a result of the use of any programs or materials developed or used by CONTRACTOR under this Agreement, DISTRICT should be found in violation of any copyright restrictions or requirement, CONTRACTOR agrees to indemnify, defend and hold harmless, the DISTRICT against any action or claim brought by the copyright holder.
12. *SUBSTITUTIONS:* No substitutions of materials specified shall be made without the prior approval of the DISTRICT.
13. *HAZARDOUS WASTES AND UNKNOWN PHYSICAL CONDITIONS: The* contractor is hereby notified of Public Contract Code Section 1704 which requires the contractor to notify the DISTRICT in writing of: (1) any material the contractor believes may be hazardous waste; (2) subsurface or latent physical conditions at the site differing from those indicated: (3) unknown physical conditions or any unusual nature, different materially from those ordinarily encountered and generally recognized as inherent in work of the character provided for in the agreement.
14. *GOVERNANCE:* This Agreement shall be governed by and construed in accordance with the laws of the State of California.
15. *AUDITS:* Pursuant to and in accordance with the provisions of Government Code Section 8546.7 or any amendments thereto, all books, records and files of DISTRICT, CONTRACTOR, or any SUBCONTRACTOR connected with the performance of this Agreement involving the expenditure of public funds in excess of Ten Thousand Dollars ($10,000), including, but not limited to the administration thereof, shall be subject to the examination and audit of the State Auditor of the State of California, at the request of DISTRICT or as a part of any audit of DISTRICT, for a period of three (3) years after final payment is made under this Agreement. CONTRACTOR shall preserve and cause to be preserved such books, records and files for the audit period.
16. *SAFETY AND SECURITY:* It shall be the responsibility of the Contractor to ascertain from the DISTRICT, the rules and regulations pertaining to safety, security and driving on school grounds, particularly when children are present.
17. *DOCUMENT CONFLICT:* In case of conflict between specifications and drawings and/or actual site conditions, such conflicts shall be resolved by a DISTRICT representative prior to the furtherance of the work.
18. *LABOR CODE:* Should this Project exceed One Thousand Dollars ($1,000), Contractor shall comply with the applicable provisions of the Labor Code, Division 2, Part 7, CH. 1 Articles1.5, including the payment of the general prevailing wage rates. Copies of the prevailing rate of per diem wages are located at https://www.dir.ca.gov/public-works/prevailing-wage.html. Contractor shall maintain for audit by the DISTRICT, certified payroll records applicable to this Contract, starting wage rates, trades, payments made, and employee signatures. Copies of these records shall be furnished to the DISTRICT upon request. The Contractor must post these rates at the job site.
    (a) Apprenticeable Occupations: The Contractor shall be responsible for compliance with Labor Code Section 1777.5 for all apprenticeable occupations.
19. *PROTECTION OF WORK & PROPERTY:* The Contractor shall erect and properly maintain at all times, as required by conditions and progress of work, all necessary safe guards, signs, barriers, lights and watchmen for protection of the work and the public and shall post danger signs warning against hazards created by such features in the course of construction. In an emergency affecting life and safety of life or of work or adjoining property, Contractor, without special instruction or authorization from DISTRICT, is hereby permitted to act, at his/her discretion, to prevent such threatened loss or injury.
20. *ACCESS TO WORK*: DISTRICT representatives shall at all times have access to work, wherever it is in preparation or progress. Contractor shall provide safe and proper facilities for such access.
21. *OCCUPANCY:* DISTRICT reserves the right to occupy buildings at any time before agreement completion, and such occupancy shall not extend the date specified or completion of the work.
22. *FORCE MAJEURE CLAUSE:* The parties to the Agreement shall be excused from performance there under during the time and to the extent that they are prevented from obtaining, delivering or performing by act of God, fire, strike, loss, or shortage of transportation facilities, lock-out, commandeering of materials, products, plants or facilities by the government, when satisfactory evidence thereof is presented to the DISTRICT, provided that it is satisfactorily established that the non-performance is not due to the fault or neglect of the party not performing.
23. *PERMITS AND LICENSES:* The Contractor and all of his/her employees or agents shall secure and maintain such licenses and permits as are required by law, in connection with the furnishing of materials, supplies or services herein listed.
24. *CLEAN UP:* Debris shall be removed from the premises. Job site shall be free of debris at all times when work is not actually being performed.
25. *REBATES:* Any financial rebates, refunds, inducements, or incentives issued by vendor in connection with agreement shall accrue directly to school district and not to any employee. If school district determines that vendor promised or provided any such incentive to school district employee, school district, in its sole discretion, may terminate any existing or future orders from vendor and/or take other appropriate action.
26. *LIQUIDATED DAMAGES:* Time is of the essence in this contract. Unless specified elsewhere in the agreement documents, if the work is not completed in the time allotted in the agreement documents it is agreed that Contractor shall pay to the DISTRICT as fixed and liquidated damages the amount of $50.00 for each calendar day of delay until work is completed and accepted.

27. *TERMINATION:* DISTRICT may terminate this Agreement and will be relieved of all obligations under this Agreement should CONTRACTOR fail to perform any of the terms and conditions hereof at the time and place set forth herein or in the event of an unexcused delay by the CONTRACTOR. DISTRICT may terminate this Agreement at any time and for any reason by giving written notice to CONTRACTOR of such termination and specifying the effective date thereof, at least seven (7) calendar days before the effective date of such termination. In the event of termination, CONTRACTOR shall be paid the reasonable value of the services rendered up to the date of such termination, as determined by DISTRICT; all finished or unfinished documents prepared by CONTRACTOR shall become the property of the DISTRICT; and CONTRACTOR hereby waives any and all claims for damages or compensation arising under this Agreement, except as set forth herein.
28. *DISPUTES*: In the event of a dispute between the parties as to the performance of the work included in the project, the interpretations of the bid or agreement document, or payment or nonpayment for work performed or not performed, the parties shall attempt to resolve the dispute. Pending resolution of the dispute, the Contractor agrees to continue the work diligently to completion. If the dispute is not resolved, the Contractor agrees it will neither rescind the agreement nor stop the progress of the work, but the Contractor's sole remedy shall be to submit such controversy to determination by a court of the State of California, in San Bernardino County, having competent jurisdiction of the dispute, after the project has been completed, and not before.
29. *DEBARMENT AND SUSPENSION:* In accordance with Executive Orders 12549 & 12689 (Debarment and Suspension), Seller certified by entering into this transaction, that neither it nor its principals are presently debarred, suspended, proposed for debarred, suspended, proposed for debarment, declared ineligible or voluntarily excluded form participation in this transaction by any federal department or agency.
30. *ATTORNEY'S FEES:* If suit is brought by either party to this Agreement to enforce any of its terms, the losing party shall pay the prevailing party all litigation expenses incurred, including attorney's fees, court costs, expert witness fees, and investigation expenses.
31. *DEFAULT BY CONTRACTOR:* Failure to comply with any of the terms and or conditions of this agreement shall constitute default by the contractor.
32. *WORKPLACE VIOLENCE PREVENTION PLAN:* Vendor, at its sole cost and expense, and as necessary to satisfy the requirements of the District's Workplace Violence Prevention Plan (WVPP), as provided on the District's website, will ensure that all required training is completed. Vendor must provide for completion of all required WVPP training, in the District's required format, prior to any of the Vendor's personnel coming into contact with the District's employees or students.

Guaranteed Janitorial Service. Inc.

April 28, 2026

Attn: Rosario Serrato

ETIWANDA SCHOOL DISTRICT
6012 East Avenue
Etiwanda, California 91739

Dear Ms. Serrato:

We are pleased to submit for your consideration our proposal for Solorio Elementary from June 1st through June 23rd, Monday through Thursday, service after 6PM.

JANITORIAL - Daily Services "ELOP"

Solorio	Qty	Rate	Daily Cost	Qty Days	Total
Classrooms	27	11.00	$297.00	14	$4,158.00
Library	1	11.00	$11.00	14	$154.00
Health Office	1	10.00	$10.00	14	$140.00
Admin RRMs	2	10.00	$20.00	14	$280.00
MPR	1	11.00	$11.00	14	$154.00

We will satisfactorily perform the above specifications at the rate of **FOUR THOUSAND, EIGHT HUNDRED, EIGHTY-SIX DOLLARS ($4,886.00).**

EQUIPMENT AND SUPPLIES
We agree to provide all janitorial equipment and supplies required to perform the above-specified work.

ACCEPTED AND APPROVED:
ETIWANDA SCHOOL DISTRICT

By: _____

Date: 5/4/26

ACCEPTED AND APPROVED:
GUARANTEED JANITORIAL SERVICE, INC.

BY: _____

Date: May 1, 2026

13039 11th Street • Chino, CA 91710 • (909) 465-5542 • FAX (909) 465-5545

Reference #: ESD-APS-0000095
Contract #: CC052826R-02

Etiwanda School District
Agreement for Professional Services

Please check type of service: Contractor

Originating School or Department: Child Care Date: 05/07/2026

WHEREAS, CONTRACTOR represents that he or she is specially trained, experienced, and competent to provide the special services and to give the advice called for by this Agreement; and

WHEREAS, DISTRICT has determined that it has a need to enter into this Agreement with CONTRACTOR for the special services and advice described herein.

NOW THEREFORE, The DISTRICT hereby engages CONTRACTOR, and CONTRACTOR agrees to perform the professional services as hereinafter set forth and it is mutually agreed by the parties hereto as follows:

1. *THIS AGREEMENT* is made and entered into this 05/07/2026 (date) by and between the Etiwanda School DISTRICT, located at 6061 East Avenue, Etiwanda, California, 91739, (hereafter "DISTRICT"), and Guaranteed Janitorial Service, Inc., (hereafter "CONTRACTOR") located at

   Address: 13039 11th Street City: Chino Zip: 91710

   Social Security Number or Taxpayer I.D. No. (for 1099): 330445084

2. *TERM:* The term of this agreement shall be for the period commencing on 07/01/2026 (date) through 07/24/2026 (date) inclusive; or, services shall be provided on the following dates _____.

3. *SCOPE:* The scope of work for this agreement is as follows (detailed statement of work may be attached in lieu of description):
   Summer Camp Program at Etiwanda Colony starting on July 1 - 24th. Guaranteed cleaning Monday thru Friday. Summer Camp hours are 7:30 to 5:30pm.

4. *COMPENSATION:* The DISTRICT agrees to pay CONTRACTOR the amount of $5,175.00 for the performance of all services rendered pursuant to this Agreement. Payments will be made within 30 days, dependent on County audit status, upon receipt and verification of CONTRACTOR's invoice for services delivered. The CONTRACTOR shall provide its own equipment, vehicle, materials, supplies, food, travel, lodging, incidentals and tools, etc. which may be required for the proper performance of this Agreement. The CONTRACTOR is responsible for any retirement fees and State and Federal taxes associated with this agreement. Each party shall cooperate with the other party.

5. *FINGERPRINT OBLIGATIONS OF CONSULTANT:*

   No If the box to the left is yes, CONTRACTOR shall comply with the requirements of Education Code Section 45125.1 with respect to fingerprinting of employees who may have contact with the DISTRICT'S pupils and shall complete and include the attached Fingerprint Requirement Form and Exhibit A (List of Employees Who May Come in Contact with Pupils). If at any time during the term of this Agreement CONTRACTOR is either notified by the Department of Justice or otherwise becomes aware that any employee of CONTRACTOR performing services under this Agreement has been arrested or convicted of a violent or serious felony listed in Penal Code section 667.5(c) or Penal Code section 1192.7, respectively, CONTRACTOR agrees to immediately notify the DISTRICT and remove said employee from performing services on this Agreement.

IN WITNESS WHEREOF, the DISTRICT and CONTRACTOR have executed this Agreement effective as of the date written first above and becoming valid upon approval of the Etiwanda School DISTRICT.

CONTRACTOR: Martha Ortiz — Signature of CONTRACTOR — 05/11/2026 — Date

ETIWANDA SCHOOL DISTRICT: Douglas M Claflin — Signature of Superintendent/Designee — 05/11/2026 — Date

1 Quote/Backup

AGREEMENT TERMS & CONDITIONS

1. *STATUS OF CONTRACTOR:* It is agreed that the DISTRICT is interested only in the results obtained from service hereunder and that the CONTRACTOR shall perform as an independent CONTRACTOR with sole control of the manner and means of performing the services required under this Agreement. CONTRACTOR shall complete this Agreement according to its own methods of work which shall be in the exclusive charge and control of the CONTRACTOR and which shall not be subject to control or supervision by the DISTRICT except as to the results of the work. CONTRACTOR is, for all purposes arising out of this Agreement, an independent CONTRACTOR, and neither CONTRACTOR nor its employees shall be deemed an employee, officer or agent of the DISTRICT for any purpose. It is expressly understood and agreed that CONTRACTOR and its employees shall in no event be entitled to any DISTRICT benefits to which DISTRICT employees are entitled, including, but not limited to, overtime, retirement benefits, insurance, vacation, worker's compensation benefits, sick or injury leave, or other benefits.
   (a) CONTRACTOR may, at CONTRACTOR's own expense, employ such assistants as CONTRACTOR deems necessary to perform the services required of CONTRACTOR by this Agreement. DISTRICT will not train, control, direct, or supervise CONTRACTOR's assistants or employees in the performance of those services.
   (b) If CONTRACTOR is a regular employee of a public entity, all services which CONTRACTOR renders under this Agreement will be performed at times other than CONTRACTOR's regular assigned work day for said entity, or during periods of vacation or leave of absence from said entity.
   (c) CONTRACTOR agrees to procure and maintain in full force and effect worker's compensation insurance covering his or her employees and agents while these persons are participating in the activities hereunder. In the event a claim under the provisions of California Worker's Compensation Act is filed against the DISTRICT by a bona fide employee of CONTRACTOR participating under this Agreement, CONTRACTOR agrees to defend and hold harmless the DISTRICT from such claims.
   (d) The Contractor shall furnish all tools, equipment, apparatus, facilities, transportation, labor, travel, lodging, incidentals and material necessary to furnish the service herein described, the service to be performed at such times and places as directed by and subject to the approval of the authorized DISTRICT representative indicated in the specifications.
2. *WORKMEN AND SUB CONTRACTOR:*
   (a) Contractor shall at all times enforce strict discipline and good order among his/her employees and subcontractors and shall not employ on this work any unfit person or anyone not skilled in work assigned to him/her.
   (b) Any person in the employ of the Contractor whom the DISTRICT may deem incompetent or unfit shall be dismissed from work and shall not again be employed on it except with written consent of the DISTRICT.
   (c) Sub-contractors, if any engaged by the Contractor for this service shall be subject to the approval of the DISTRICT. Contractor shall be held responsible for all operations of sub-contractors and shall require them to maintain adequate Worker's Compensation and public liability insurance.
   (d) Contractor shall provide continuous competent supervision of personnel employed on the job, use of equipment and quality of workmanship.
3. *ANTI DISCRIMINATION:* It is the policy of the Etiwanda School District Board of Trustees, that in connection with all work performed under Construction and Purchasing Contracts, there be no discrimination against any employees engaged in the work because of race, color, ancestry, national origin, age, religious creed, marital status, pregnancy, physical or mental disability, medical condition, genetic information, military and veteran status, sex or sexual orientation, gender, gender identity, gender expression, or association with a person or group with one or more of these actual or perceived characteristics, and therefore the Contractor agrees to comply with applicable federal and California laws including, but not limited to the California Fair Employment Practice Act, beginning with Labor-Code Section 1410 and Labor Code Section 1735. In addition, the Contractor agrees to require like compliances by all sub-contractors employed on the work by him/her.
4. *OWNERSHIP OF WORK PRODUCT AND CONFIDENTIALITY:* All products of work produced pursuant to this Agreement shall be the sole property of the DISTRICT and no reproduction of any portions of the work product may be made in any form without the express written consent of the DISTRICT. DISTRICT and CONTRACTOR mutually agree that any written material or any copyrightable work of any nature created by CONTRACTOR pursuant to this Agreement shall be considered a "work made for hire" and DISTRICT the "copyright owner" thereof as those terms are defined in Title 17 of the United States Code, Section 101, and that DISTRICT shall own all of the rights comprised in the copyright of said written material or copyrightable work. CONTRACTOR shall hold in trust for the DISTRICT, and shall not disclose to any person, any confidential information. Confidential information is information which is related to the DISTRICT's research, development, trade secrets and business affairs; but does not include information which is generally known or easily ascertainable by non-parties through available public documentation. Contractor shall observe all Federal, State, and local laws and regulations, including, but not limited to, the Health Insurance Portability and Accountability Act (HIPAA) of 1996, the Family Educational Rights and Privacy Act and any subsequent revisions thereto, concerning the security and privacy of student/patient records and information, as applicable. For software agreements, unless otherwise specified, the data is owned by the DISTRICT, not the program.

5. *HOLD HARMLESS CLAUSE:* The Contractor agrees to and does hereby indemnify and hold harmless the DISTRICT, its officers, agents, and employees from every claim or demand made, and every liability, loss, damage, or expense, of any nature whatsoever, which may be incurred by reason of:
   (a) Liability for damage for (1) death or bodily injury to persons, (2) injury to, loss theft of property, or (3) any other loss, damage or expense arising under either (1) or (2) above, sustained by the Contractor or any person, firm or corporation employed by the Contractor upon or in connection with the work called for in this Agreement, except for liability resulting from the sole negligence or willful misconduct of the DISTRICT, its officers, employees, agents or independent contractors who are directly employed by the DISTRICT, and:
   (b) Any injury to or death of persons or damage to property caused by any act, neglect, default or omission of the Contractor, or any person, firm, or corporation employed by the Contractor, either directly or my independent contract, including all damages due to loss of or theft, sustained by any person, firm or corporation, including the DISTRICT, arising out of, or in any way connected with the work covered by this agreement, whether said injury or damage occurs either on or off school district property, if the liability arose from the negligence or willful misconduct or anyone employed by the Contractor, whether directly or by independent contract.
   (c) The Contractor, at his own expense, cost and risk, shall defend any and all actions, suits or other proceedings that may be brought or instituted against the DISTRICT, its officers, agents or employees, on any such claim, demand or liability, and shall pay or satisfy any judgment that may be rendered against the DISTRICT, its officers, agents or employees in any action, suit, or other proceedings as a result thereof.
   (d) Any liability which may arise from the furnishing of use of any copyrighted or uncopyrighted composition, secret process, or patented or unpatented invention, under the Contract.
6. *INSURANCE:* The CONTRACTOR shall, at his or her expense, carry adequate insurance to fully protect both the CONTRACTOR and the DISTRICT from any and all claims of any nature for damage to property or for personal injury including death, which may arise while the CONTRACTOR is traveling to or from a work-related location. CONTRACTOR shall indemnify, pay for the defense of, and hold harmless DISTRICT and its officers, agents and employees of and from any and all liabilities, claims, debts, damages, demands, suits, actions and causes of actions of whatsoever kind, nature or sort which may be incurred by reason of CONTRACTOR's negligent or willful acts and/or omissions in rendering any services hereunder. CONTRACTOR shall assume full responsibility for payments of federal, state and local taxes or contributions imposed or required under the social security, workers' compensation or income tax law, or any disability or unemployment law, or retirement contribution of any sort whatever, concerning CONTRACTOR or any employee and shall further indemnify, pay for the defense of, and hold harmless DISTRICT of and from any such payment or liability arising out of or in any manner connected with CONTRACTOR's performance under this Agreement. The CONTRACTOR shall take out, prior to the commencement of any program, presentation or work, and maintain through the completion of any such program, presentation or work, General Liability insurance of a $1,000,000.00 minimum per occurrence and $2,000,000 in aggregate and to produce and provide to the DISTRICT a valid and current Certificate of Insurance naming the DISTRICT and the California Schools Risk Management as additional insured. Consultants, Independent Charter Schools, Professional Service Providers including but not limited to auditors, engineers, insurance brokers, specified medical practitioners, bus transportation, and contractors, etc., shall take out, prior to commencement of any program, presentation or work, and maintain through the completion of any such program, insurance as noted at etiwanda.org/insurance.
7. *PAYMENT:* Unless otherwise specified, the Contractor shall render invoices for materials delivered or services performed under the Contract. Payments will be made within 30 days, dependent on County audit status, upon receipt and verification of CONTRACTOR's invoice for services delivered. The DISTRICT shall make payment for materials, supplies, or other services furnished under this Agreement within a reasonable and proper time after acceptance thereof by the authorized DISTRICT representative. Should the Contractor utilize subcontractors on the Project, the DISTRICT will retain five percent (5%) of the Project cost for a period not to exceed sixty (60) days after the Project has been completed. The DISTRICT may withhold a sufficient amount or amounts of any payment or payments otherwise due to the Contractor, as in its judgment may be necessary to cover:
   (a) Payments which may be past due and payable for just claims against the Contractor or any subcontractors for labor or materials furnished in the performance under this Contract.
   (b) The cost of defective work which the Contractor has not remedied.
   (c) Penalties for violation of labor laws.
   (d) Damage to the DISTRICT or another subcontractor.
   (e) Site clean-up.
8. *ASSIGNMENTS OF CONTRACT:* The Contractor shall not assign or transfer by operation of law or otherwise any or all of its rights, burdens, duties, or obligations without the prior written consent of the DISTRICT and without such consent all services hereunder are to be performed solely by CONTRACTOR, its officers, agents and employees.
9. *AGREEMENT CHANGES:* No changes or alternations to this agreement shall be made without specific prior approval by the DISTRICT; and in no event shall the change or alteration exceed 10% of agreement.
10. *NOTIFICATION:* Any notices to be given hereunder by either party to the other may be affected either by personal delivery in writing or by mail, registered or certified, postage prepaid with return receipt requested. Notices shall be deemed given and served upon delivery personally, or three (3) days after depositing in the United States Mail. Mailed notices shall be

addressed to the parties at the addresses set forth in this Agreement for DISTRICT and CONTRACTOR. The foregoing addresses may be changed by written notice to the other party as provided herein.

11. *USE OF MATERIALS:* CONTRACTOR shall advise DISTRICT of any and all materials used, or recommended for use by CONTRACTOR in the performance of this Agreement, that are subject to any copyright restrictions or requirements. In the event CONTRACTOR shall fail to so advise DISTRICT and as a result of the use of any programs or materials developed or used by CONTRACTOR under this Agreement, DISTRICT should be found in violation of any copyright restrictions or requirement, CONTRACTOR agrees to indemnify, defend and hold harmless, the DISTRICT against any action or claim brought by the copyright holder.
12. *SUBSTITUTIONS:* No substitutions of materials specified shall be made without the prior approval of the DISTRICT.
13. *HAZARDOUS WASTES AND UNKNOWN PHYSICAL CONDITIONS: The* contractor is hereby notified of Public Contract Code Section 1704 which requires the contractor to notify the DISTRICT in writing of: (1) any material the contractor believes may be hazardous waste; (2) subsurface or latent physical conditions at the site differing from those indicated: (3) unknown physical conditions or any unusual nature, different materially from those ordinarily encountered and generally recognized as inherent in work of the character provided for in the agreement.
14. *GOVERNANCE:* This Agreement shall be governed by and construed in accordance with the laws of the State of California.
15. *AUDITS:* Pursuant to and in accordance with the provisions of Government Code Section 8546.7 or any amendments thereto, all books, records and files of DISTRICT, CONTRACTOR, or any SUBCONTRACTOR connected with the performance of this Agreement involving the expenditure of public funds in excess of Ten Thousand Dollars ($10,000), including, but not limited to the administration thereof, shall be subject to the examination and audit of the State Auditor of the State of California, at the request of DISTRICT or as a part of any audit of DISTRICT, for a period of three (3) years after final payment is made under this Agreement. CONTRACTOR shall preserve and cause to be preserved such books, records and files for the audit period.
16. *SAFETY AND SECURITY:* It shall be the responsibility of the Contractor to ascertain from the DISTRICT, the rules and regulations pertaining to safety, security and driving on school grounds, particularly when children are present.
17. *DOCUMENT CONFLICT:* In case of conflict between specifications and drawings and/or actual site conditions, such conflicts shall be resolved by a DISTRICT representative prior to the furtherance of the work.
18. *LABOR CODE:* Should this Project exceed One Thousand Dollars ($1,000), Contractor shall comply with the applicable provisions of the Labor Code, Division 2, Part 7, CH. 1 Articles1.5, including the payment of the general prevailing wage rates. Copies of the prevailing rate of per diem wages are located at https://www.dir.ca.gov/public-works/prevailing-wage.html. Contractor shall maintain for audit by the DISTRICT, certified payroll records applicable to this Contract, starting wage rates, trades, payments made, and employee signatures. Copies of these records shall be furnished to the DISTRICT upon request. The Contractor must post these rates at the job site.
    (a) Apprenticeable Occupations: The Contractor shall be responsible for compliance with Labor Code Section 1777.5 for all apprenticeable occupations.
19. *PROTECTION OF WORK & PROPERTY:* The Contractor shall erect and properly maintain at all times, as required by conditions and progress of work, all necessary safe guards, signs, barriers, lights and watchmen for protection of the work and the public and shall post danger signs warning against hazards created by such features in the course of construction. In an emergency affecting life and safety of life or of work or adjoining property, Contractor, without special instruction or authorization from DISTRICT, is hereby permitted to act, at his/her discretion, to prevent such threatened loss or injury.
20. *ACCESS TO WORK*: DISTRICT representatives shall at all times have access to work, wherever it is in preparation or progress. Contractor shall provide safe and proper facilities for such access.
21. *OCCUPANCY:* DISTRICT reserves the right to occupy buildings at any time before agreement completion, and such occupancy shall not extend the date specified or completion of the work.
22. *FORCE MAJEURE CLAUSE:* The parties to the Agreement shall be excused from performance there under during the time and to the extent that they are prevented from obtaining, delivering or performing by act of God, fire, strike, loss, or shortage of transportation facilities, lock-out, commandeering of materials, products, plants or facilities by the government, when satisfactory evidence thereof is presented to the DISTRICT, provided that it is satisfactorily established that the non-performance is not due to the fault or neglect of the party not performing.
23. *PERMITS AND LICENSES:* The Contractor and all of his/her employees or agents shall secure and maintain such licenses and permits as are required by law, in connection with the furnishing of materials, supplies or services herein listed.
24. *CLEAN UP:* Debris shall be removed from the premises. Job site shall be free of debris at all times when work is not actually being performed.
25. *REBATES:* Any financial rebates, refunds, inducements, or incentives issued by vendor in connection with agreement shall accrue directly to school district and not to any employee. If school district determines that vendor promised or provided any such incentive to school district employee, school district, in its sole discretion, may terminate any existing or future orders from vendor and/or take other appropriate action.
26. *LIQUIDATED DAMAGES:* Time is of the essence in this contract. Unless specified elsewhere in the agreement documents, if the work is not completed in the time allotted in the agreement documents it is agreed that Contractor shall pay to the DISTRICT as fixed and liquidated damages the amount of $50.00 for each calendar day of delay until work is completed and accepted.

27. *TERMINATION:* DISTRICT may terminate this Agreement and will be relieved of all obligations under this Agreement should CONTRACTOR fail to perform any of the terms and conditions hereof at the time and place set forth herein or in the event of an unexcused delay by the CONTRACTOR. DISTRICT may terminate this Agreement at any time and for any reason by giving written notice to CONTRACTOR of such termination and specifying the effective date thereof, at least seven (7) calendar days before the effective date of such termination. In the event of termination, CONTRACTOR shall be paid the reasonable value of the services rendered up to the date of such termination, as determined by DISTRICT; all finished or unfinished documents prepared by CONTRACTOR shall become the property of the DISTRICT; and CONTRACTOR hereby waives any and all claims for damages or compensation arising under this Agreement, except as set forth herein.
28. *DISPUTES*: In the event of a dispute between the parties as to the performance of the work included in the project, the interpretations of the bid or agreement document, or payment or nonpayment for work performed or not performed, the parties shall attempt to resolve the dispute. Pending resolution of the dispute, the Contractor agrees to continue the work diligently to completion. If the dispute is not resolved, the Contractor agrees it will neither rescind the agreement nor stop the progress of the work, but the Contractor's sole remedy shall be to submit such controversy to determination by a court of the State of California, in San Bernardino County, having competent jurisdiction of the dispute, after the project has been completed, and not before.
29. *DEBARMENT AND SUSPENSION:* In accordance with Executive Orders 12549 & 12689 (Debarment and Suspension), Seller certified by entering into this transaction, that neither it nor its principals are presently debarred, suspended, proposed for debarred, suspended, proposed for debarment, declared ineligible or voluntarily excluded form participation in this transaction by any federal department or agency.
30. *ATTORNEY'S FEES:* If suit is brought by either party to this Agreement to enforce any of its terms, the losing party shall pay the prevailing party all litigation expenses incurred, including attorney's fees, court costs, expert witness fees, and investigation expenses.
31. *DEFAULT BY CONTRACTOR:* Failure to comply with any of the terms and or conditions of this agreement shall constitute default by the contractor.
32. *WORKPLACE VIOLENCE PREVENTION PLAN:* Vendor, at its sole cost and expense, and as necessary to satisfy the requirements of the District's Workplace Violence Prevention Plan (WVPP), as provided on the District's website, will ensure that all required training is completed. Vendor must provide for completion of all required WVPP training, in the District's required format, prior to any of the Vendor's personnel coming into contact with the District's employees or students.

Guaranteed Janitorial Service. Inc.

May 5, 2026

Attn: Rosario Serrato

ETIWANDA SCHOOL DISTRICT
6012 East Avenue
Etiwanda, California 91739

Dear Ms. Serrato:

We are pleased to submit for your consideration our proposal for Colony Elementary from July 1st through July 24th, service after 6PM.

JANITORIAL - Daily Services "Colony Summer Camp"

Colony	Qty	Rate	Daily Cost	Qty Days	Total
Classrooms	24	11.00	$264.00	15	$3,960.00
Restrooms	7	10.00	$70.00	15	$1,050.00
MPR	1	11.00	$11.00	15	$165.00

We will satisfactorily perform the above specifications at the rate of **FIVE THOUSAND, ONE HUNDRED SEVENTY-FIVE DOLLARS ($5,175.00).**

EQUIPMENT AND SUPPLIES
We agree to provide all janitorial equipment and supplies required to perform the above-specified work.

ACCEPTED AND APPROVED:
ETIWANDA SCHOOL DISTRICT

By: _____

Date: 5/6/26

ACCEPTED AND APPROVED:
GUARANTEED JANITORIAL SERVICE, INC.

BY: Martha Ortiz

Date: 5/5/2026

13039 11th Street • Chino, CA 91710 • (909) 465-5542 • FAX (909) 465-5545

Reference #: ESD-APS-0000094
Contract #: CC052826R-03

Etiwanda School District
Agreement for Professional Services

Please check type of service: Contractor

Originating School or Department: Child Care Date: 05/07/2026

WHEREAS, CONTRACTOR represents that he or she is specially trained, experienced, and competent to provide the special services and to give the advice called for by this Agreement; and

WHEREAS, DISTRICT has determined that it has a need to enter into this Agreement with CONTRACTOR for the special services and advice described herein.

NOW THEREFORE, The DISTRICT hereby engages CONTRACTOR, and CONTRACTOR agrees to perform the professional services as hereinafter set forth and it is mutually agreed by the parties hereto as follows:

1. *THIS AGREEMENT* is made and entered into this 05/07/2026 (date) by and between the Etiwanda School DISTRICT, located at 6061 East Avenue, Etiwanda, California, 91739, (hereafter "DISTRICT"), and Guaranteed Janitorial Service, Inc., (hereafter "CONTRACTOR") located at

   Address: 13039 11th Street City: Chino Zip: 91710

   Social Security Number or Taxpayer I.D. No. (for 1099): 330445084

2. *TERM:* The term of this agreement shall be for the period commencing on 06/01/2026 (date) through 06/30/2026 (date) inclusive; or, services shall be provided on the following dates _____.

3. *SCOPE:* The scope of work for this agreement is as follows (detailed statement of work may be attached in lieu of description):
   Summer Camp Program at Etiwanda Colony starting on June 1 - 30th. Guaranteed cleaning Monday thru Friday. Summer Camp hours are 7:30 to 5:30pm.

4. *COMPENSATION:* The DISTRICT agrees to pay CONTRACTOR the amount of $7,245.00 for the performance of all services rendered pursuant to this Agreement. Payments will be made within 30 days, dependent on County audit status, upon receipt and verification of CONTRACTOR's invoice for services delivered. The CONTRACTOR shall provide its own equipment, vehicle, materials, supplies, food, travel, lodging, incidentals and tools, etc. which may be required for the proper performance of this Agreement. The CONTRACTOR is responsible for any retirement fees and State and Federal taxes associated with this agreement. Each party shall cooperate with the other party.

5. *FINGERPRINT OBLIGATIONS OF CONSULTANT:*

   No If the box to the left is yes, CONTRACTOR shall comply with the requirements of Education Code Section 45125.1 with respect to fingerprinting of employees who may have contact with the DISTRICT'S pupils and shall complete and include the attached Fingerprint Requirement Form and Exhibit A (List of Employees Who May Come in Contact with Pupils). If at any time during the term of this Agreement CONTRACTOR is either notified by the Department of Justice or otherwise becomes aware that any employee of CONTRACTOR performing services under this Agreement has been arrested or convicted of a violent or serious felony listed in Penal Code section 667.5(c) or Penal Code section 1192.7, respectively, CONTRACTOR agrees to immediately notify the DISTRICT and remove said employee from performing services on this Agreement.

IN WITNESS WHEREOF, the DISTRICT and CONTRACTOR have executed this Agreement effective as of the date written first above and becoming valid upon approval of the Etiwanda School DISTRICT.

CONTRACTOR: Martha Ortiz — Signature of CONTRACTOR — 05/11/2026 — Date

ETIWANDA SCHOOL DISTRICT: Douglas M Claflin — Signature of Superintendent/Designee — 05/11/2026 — Date

AGREEMENT TERMS & CONDITIONS

1. *STATUS OF CONTRACTOR:* It is agreed that the DISTRICT is interested only in the results obtained from service hereunder and that the CONTRACTOR shall perform as an independent CONTRACTOR with sole control of the manner and means of performing the services required under this Agreement. CONTRACTOR shall complete this Agreement according to its own methods of work which shall be in the exclusive charge and control of the CONTRACTOR and which shall not be subject to control or supervision by the DISTRICT except as to the results of the work. CONTRACTOR is, for all purposes arising out of this Agreement, an independent CONTRACTOR, and neither CONTRACTOR nor its employees shall be deemed an employee, officer or agent of the DISTRICT for any purpose. It is expressly understood and agreed that CONTRACTOR and its employees shall in no event be entitled to any DISTRICT benefits to which DISTRICT employees are entitled, including, but not limited to, overtime, retirement benefits, insurance, vacation, worker's compensation benefits, sick or injury leave, or other benefits.
   (a) CONTRACTOR may, at CONTRACTOR's own expense, employ such assistants as CONTRACTOR deems necessary to perform the services required of CONTRACTOR by this Agreement. DISTRICT will not train, control, direct, or supervise CONTRACTOR's assistants or employees in the performance of those services.
   (b) If CONTRACTOR is a regular employee of a public entity, all services which CONTRACTOR renders under this Agreement will be performed at times other than CONTRACTOR's regular assigned work day for said entity, or during periods of vacation or leave of absence from said entity.
   (c) CONTRACTOR agrees to procure and maintain in full force and effect worker's compensation insurance covering his or her employees and agents while these persons are participating in the activities hereunder. In the event a claim under the provisions of California Worker's Compensation Act is filed against the DISTRICT by a bona fide employee of CONTRACTOR participating under this Agreement, CONTRACTOR agrees to defend and hold harmless the DISTRICT from such claims.
   (d) The Contractor shall furnish all tools, equipment, apparatus, facilities, transportation, labor, travel, lodging, incidentals and material necessary to furnish the service herein described, the service to be performed at such times and places as directed by and subject to the approval of the authorized DISTRICT representative indicated in the specifications.
2. *WORKMEN AND SUB CONTRACTOR:*
   (a) Contractor shall at all times enforce strict discipline and good order among his/her employees and subcontractors and shall not employ on this work any unfit person or anyone not skilled in work assigned to him/her.
   (b) Any person in the employ of the Contractor whom the DISTRICT may deem incompetent or unfit shall be dismissed from work and shall not again be employed on it except with written consent of the DISTRICT.
   (c) Sub-contractors, if any engaged by the Contractor for this service shall be subject to the approval of the DISTRICT. Contractor shall be held responsible for all operations of sub-contractors and shall require them to maintain adequate Worker's Compensation and public liability insurance.
   (d) Contractor shall provide continuous competent supervision of personnel employed on the job, use of equipment and quality of workmanship.
3. *ANTI DISCRIMINATION:* It is the policy of the Etiwanda School District Board of Trustees, that in connection with all work performed under Construction and Purchasing Contracts, there be no discrimination against any employees engaged in the work because of race, color, ancestry, national origin, age, religious creed, marital status, pregnancy, physical or mental disability, medical condition, genetic information, military and veteran status, sex or sexual orientation, gender, gender identity, gender expression, or association with a person or group with one or more of these actual or perceived characteristics, and therefore the Contractor agrees to comply with applicable federal and California laws including, but not limited to the California Fair Employment Practice Act, beginning with Labor-Code Section 1410 and Labor Code Section 1735. In addition, the Contractor agrees to require like compliances by all sub-contractors employed on the work by him/her.
4. *OWNERSHIP OF WORK PRODUCT AND CONFIDENTIALITY:* All products of work produced pursuant to this Agreement shall be the sole property of the DISTRICT and no reproduction of any portions of the work product may be made in any form without the express written consent of the DISTRICT. DISTRICT and CONTRACTOR mutually agree that any written material or any copyrightable work of any nature created by CONTRACTOR pursuant to this Agreement shall be considered a "work made for hire" and DISTRICT the "copyright owner" thereof as those terms are defined in Title 17 of the United States Code, Section 101, and that DISTRICT shall own all of the rights comprised in the copyright of said written material or copyrightable work. CONTRACTOR shall hold in trust for the DISTRICT, and shall not disclose to any person, any confidential information. Confidential information is information which is related to the DISTRICT's research, development, trade secrets and business affairs; but does not include information which is generally known or easily ascertainable by non-parties through available public documentation. Contractor shall observe all Federal, State, and local laws and regulations, including, but not limited to, the Health Insurance Portability and Accountability Act (HIPAA) of 1996, the Family Educational Rights and Privacy Act and any subsequent revisions thereto, concerning the security and privacy of student/patient records and information, as applicable. For software agreements, unless otherwise specified, the data is owned by the DISTRICT, not the program.

5. *HOLD HARMLESS CLAUSE:* The Contractor agrees to and does hereby indemnify and hold harmless the DISTRICT, its officers, agents, and employees from every claim or demand made, and every liability, loss, damage, or expense, of any nature whatsoever, which may be incurred by reason of:
   (a) Liability for damage for (1) death or bodily injury to persons, (2) injury to, loss theft of property, or (3) any other loss, damage or expense arising under either (1) or (2) above, sustained by the Contractor or any person, firm or corporation employed by the Contractor upon or in connection with the work called for in this Agreement, except for liability resulting from the sole negligence or willful misconduct of the DISTRICT, its officers, employees, agents or independent contractors who are directly employed by the DISTRICT, and:
   (b) Any injury to or death of persons or damage to property caused by any act, neglect, default or omission of the Contractor, or any person, firm, or corporation employed by the Contractor, either directly or my independent contract, including all damages due to loss of or theft, sustained by any person, firm or corporation, including the DISTRICT, arising out of, or in any way connected with the work covered by this agreement, whether said injury or damage occurs either on or off school district property, if the liability arose from the negligence or willful misconduct or anyone employed by the Contractor, whether directly or by independent contract.
   (c) The Contractor, at his own expense, cost and risk, shall defend any and all actions, suits or other proceedings that may be brought or instituted against the DISTRICT, its officers, agents or employees, on any such claim, demand or liability, and shall pay or satisfy any judgment that may be rendered against the DISTRICT, its officers, agents or employees in any action, suit, or other proceedings as a result thereof.
   (d) Any liability which may arise from the furnishing of use of any copyrighted or uncopyrighted composition, secret process, or patented or unpatented invention, under the Contract.
6. *INSURANCE:* The CONTRACTOR shall, at his or her expense, carry adequate insurance to fully protect both the CONTRACTOR and the DISTRICT from any and all claims of any nature for damage to property or for personal injury including death, which may arise while the CONTRACTOR is traveling to or from a work-related location. CONTRACTOR shall indemnify, pay for the defense of, and hold harmless DISTRICT and its officers, agents and employees of and from any and all liabilities, claims, debts, damages, demands, suits, actions and causes of actions of whatsoever kind, nature or sort which may be incurred by reason of CONTRACTOR's negligent or willful acts and/or omissions in rendering any services hereunder. CONTRACTOR shall assume full responsibility for payments of federal, state and local taxes or contributions imposed or required under the social security, workers' compensation or income tax law, or any disability or unemployment law, or retirement contribution of any sort whatever, concerning CONTRACTOR or any employee and shall further indemnify, pay for the defense of, and hold harmless DISTRICT of and from any such payment or liability arising out of or in any manner connected with CONTRACTOR's performance under this Agreement. The CONTRACTOR shall take out, prior to the commencement of any program, presentation or work, and maintain through the completion of any such program, presentation or work, General Liability insurance of a $1,000,000.00 minimum per occurrence and $2,000,000 in aggregate and to produce and provide to the DISTRICT a valid and current Certificate of Insurance naming the DISTRICT and the California Schools Risk Management as additional insured. Consultants, Independent Charter Schools, Professional Service Providers including but not limited to auditors, engineers, insurance brokers, specified medical practitioners, bus transportation, and contractors, etc., shall take out, prior to commencement of any program, presentation or work, and maintain through the completion of any such program, insurance as noted at etiwanda.org/insurance.
7. *PAYMENT:* Unless otherwise specified, the Contractor shall render invoices for materials delivered or services performed under the Contract. Payments will be made within 30 days, dependent on County audit status, upon receipt and verification of CONTRACTOR's invoice for services delivered. The DISTRICT shall make payment for materials, supplies, or other services furnished under this Agreement within a reasonable and proper time after acceptance thereof by the authorized DISTRICT representative. Should the Contractor utilize subcontractors on the Project, the DISTRICT will retain five percent (5%) of the Project cost for a period not to exceed sixty (60) days after the Project has been completed. The DISTRICT may withhold a sufficient amount or amounts of any payment or payments otherwise due to the Contractor, as in its judgment may be necessary to cover:
   (a) Payments which may be past due and payable for just claims against the Contractor or any subcontractors for labor or materials furnished in the performance under this Contract.
   (b) The cost of defective work which the Contractor has not remedied.
   (c) Penalties for violation of labor laws.
   (d) Damage to the DISTRICT or another subcontractor.
   (e) Site clean-up.
8. *ASSIGNMENTS OF CONTRACT:* The Contractor shall not assign or transfer by operation of law or otherwise any or all of its rights, burdens, duties, or obligations without the prior written consent of the DISTRICT and without such consent all services hereunder are to be performed solely by CONTRACTOR, its officers, agents and employees.
9. *AGREEMENT CHANGES:* No changes or alternations to this agreement shall be made without specific prior approval by the DISTRICT; and in no event shall the change or alteration exceed 10% of agreement.
10. *NOTIFICATION:* Any notices to be given hereunder by either party to the other may be affected either by personal delivery in writing or by mail, registered or certified, postage prepaid with return receipt requested. Notices shall be deemed given and served upon delivery personally, or three (3) days after depositing in the United States Mail. Mailed notices shall be

addressed to the parties at the addresses set forth in this Agreement for DISTRICT and CONTRACTOR. The foregoing addresses may be changed by written notice to the other party as provided herein.

11. *USE OF MATERIALS:* CONTRACTOR shall advise DISTRICT of any and all materials used, or recommended for use by CONTRACTOR in the performance of this Agreement, that are subject to any copyright restrictions or requirements. In the event CONTRACTOR shall fail to so advise DISTRICT and as a result of the use of any programs or materials developed or used by CONTRACTOR under this Agreement, DISTRICT should be found in violation of any copyright restrictions or requirement, CONTRACTOR agrees to indemnify, defend and hold harmless, the DISTRICT against any action or claim brought by the copyright holder.
12. *SUBSTITUTIONS:* No substitutions of materials specified shall be made without the prior approval of the DISTRICT.
13. *HAZARDOUS WASTES AND UNKNOWN PHYSICAL CONDITIONS: The* contractor is hereby notified of Public Contract Code Section 1704 which requires the contractor to notify the DISTRICT in writing of: (1) any material the contractor believes may be hazardous waste; (2) subsurface or latent physical conditions at the site differing from those indicated: (3) unknown physical conditions or any unusual nature, different materially from those ordinarily encountered and generally recognized as inherent in work of the character provided for in the agreement.
14. *GOVERNANCE:* This Agreement shall be governed by and construed in accordance with the laws of the State of California.
15. *AUDITS:* Pursuant to and in accordance with the provisions of Government Code Section 8546.7 or any amendments thereto, all books, records and files of DISTRICT, CONTRACTOR, or any SUBCONTRACTOR connected with the performance of this Agreement involving the expenditure of public funds in excess of Ten Thousand Dollars ($10,000), including, but not limited to the administration thereof, shall be subject to the examination and audit of the State Auditor of the State of California, at the request of DISTRICT or as a part of any audit of DISTRICT, for a period of three (3) years after final payment is made under this Agreement. CONTRACTOR shall preserve and cause to be preserved such books, records and files for the audit period.
16. *SAFETY AND SECURITY:* It shall be the responsibility of the Contractor to ascertain from the DISTRICT, the rules and regulations pertaining to safety, security and driving on school grounds, particularly when children are present.
17. *DOCUMENT CONFLICT:* In case of conflict between specifications and drawings and/or actual site conditions, such conflicts shall be resolved by a DISTRICT representative prior to the furtherance of the work.
18. *LABOR CODE:* Should this Project exceed One Thousand Dollars ($1,000), Contractor shall comply with the applicable provisions of the Labor Code, Division 2, Part 7, CH. 1 Articles1.5, including the payment of the general prevailing wage rates. Copies of the prevailing rate of per diem wages are located at https://www.dir.ca.gov/public-works/prevailing-wage.html. Contractor shall maintain for audit by the DISTRICT, certified payroll records applicable to this Contract, starting wage rates, trades, payments made, and employee signatures. Copies of these records shall be furnished to the DISTRICT upon request. The Contractor must post these rates at the job site.
    (a) Apprenticeable Occupations: The Contractor shall be responsible for compliance with Labor Code Section 1777.5 for all apprenticeable occupations.
19. *PROTECTION OF WORK & PROPERTY:* The Contractor shall erect and properly maintain at all times, as required by conditions and progress of work, all necessary safe guards, signs, barriers, lights and watchmen for protection of the work and the public and shall post danger signs warning against hazards created by such features in the course of construction. In an emergency affecting life and safety of life or of work or adjoining property, Contractor, without special instruction or authorization from DISTRICT, is hereby permitted to act, at his/her discretion, to prevent such threatened loss or injury.
20. *ACCESS TO WORK*: DISTRICT representatives shall at all times have access to work, wherever it is in preparation or progress. Contractor shall provide safe and proper facilities for such access.
21. *OCCUPANCY:* DISTRICT reserves the right to occupy buildings at any time before agreement completion, and such occupancy shall not extend the date specified or completion of the work.
22. *FORCE MAJEURE CLAUSE:* The parties to the Agreement shall be excused from performance there under during the time and to the extent that they are prevented from obtaining, delivering or performing by act of God, fire, strike, loss, or shortage of transportation facilities, lock-out, commandeering of materials, products, plants or facilities by the government, when satisfactory evidence thereof is presented to the DISTRICT, provided that it is satisfactorily established that the non-performance is not due to the fault or neglect of the party not performing.
23. *PERMITS AND LICENSES:* The Contractor and all of his/her employees or agents shall secure and maintain such licenses and permits as are required by law, in connection with the furnishing of materials, supplies or services herein listed.
24. *CLEAN UP:* Debris shall be removed from the premises. Job site shall be free of debris at all times when work is not actually being performed.
25. *REBATES:* Any financial rebates, refunds, inducements, or incentives issued by vendor in connection with agreement shall accrue directly to school district and not to any employee. If school district determines that vendor promised or provided any such incentive to school district employee, school district, in its sole discretion, may terminate any existing or future orders from vendor and/or take other appropriate action.
26. *LIQUIDATED DAMAGES:* Time is of the essence in this contract. Unless specified elsewhere in the agreement documents, if the work is not completed in the time allotted in the agreement documents it is agreed that Contractor shall pay to the DISTRICT as fixed and liquidated damages the amount of $50.00 for each calendar day of delay until work is completed and accepted.

27. *TERMINATION:* DISTRICT may terminate this Agreement and will be relieved of all obligations under this Agreement should CONTRACTOR fail to perform any of the terms and conditions hereof at the time and place set forth herein or in the event of an unexcused delay by the CONTRACTOR. DISTRICT may terminate this Agreement at any time and for any reason by giving written notice to CONTRACTOR of such termination and specifying the effective date thereof, at least seven (7) calendar days before the effective date of such termination. In the event of termination, CONTRACTOR shall be paid the reasonable value of the services rendered up to the date of such termination, as determined by DISTRICT; all finished or unfinished documents prepared by CONTRACTOR shall become the property of the DISTRICT; and CONTRACTOR hereby waives any and all claims for damages or compensation arising under this Agreement, except as set forth herein.
28. *DISPUTES*: In the event of a dispute between the parties as to the performance of the work included in the project, the interpretations of the bid or agreement document, or payment or nonpayment for work performed or not performed, the parties shall attempt to resolve the dispute. Pending resolution of the dispute, the Contractor agrees to continue the work diligently to completion. If the dispute is not resolved, the Contractor agrees it will neither rescind the agreement nor stop the progress of the work, but the Contractor's sole remedy shall be to submit such controversy to determination by a court of the State of California, in San Bernardino County, having competent jurisdiction of the dispute, after the project has been completed, and not before.
29. *DEBARMENT AND SUSPENSION:* In accordance with Executive Orders 12549 & 12689 (Debarment and Suspension), Seller certified by entering into this transaction, that neither it nor its principals are presently debarred, suspended, proposed for debarred, suspended, proposed for debarment, declared ineligible or voluntarily excluded form participation in this transaction by any federal department or agency.
30. *ATTORNEY'S FEES:* If suit is brought by either party to this Agreement to enforce any of its terms, the losing party shall pay the prevailing party all litigation expenses incurred, including attorney's fees, court costs, expert witness fees, and investigation expenses.
31. *DEFAULT BY CONTRACTOR:* Failure to comply with any of the terms and or conditions of this agreement shall constitute default by the contractor.
32. *WORKPLACE VIOLENCE PREVENTION PLAN:* Vendor, at its sole cost and expense, and as necessary to satisfy the requirements of the District's Workplace Violence Prevention Plan (WVPP), as provided on the District's website, will ensure that all required training is completed. Vendor must provide for completion of all required WVPP training, in the District's required format, prior to any of the Vendor's personnel coming into contact with the District's employees or students.

Guaranteed Janitorial Service. Inc.

May 5, 2026

Attn: Rosario Serrato

ETIWANDA SCHOOL DISTRICT
6012 East Avenue
Etiwanda, California 91739

Dear Ms. Serrato:

We are pleased to submit for your consideration our proposal for Colony Elementary from June 1st through June 30th, service after 6PM.

JANITORIAL - Daily Services "Colony Summer Camp"

Colony	Qty	Rate	Daily Cost	Qty Days	Total
Classrooms	24	11.00	$264.00	21	$5,544.00
Restrooms	7	10.00	$70.00	21	$1,470.00
MPR	1	11.00	$11.00	21	$231.00

We will satisfactorily perform the above specifications at the rate of **SEVEN THOUSAND, TWO HUNDRED FORTY-FIVE DOLLARS ($7,245.00).**

EQUIPMENT AND SUPPLIES
We agree to provide all janitorial equipment and supplies required to perform the above-specified work.

ACCEPTED AND APPROVED:
ETIWANDA SCHOOL DISTRICT

By:_____

Date:_____

ACCEPTED AND APPROVED:
GUARANTEED JANITORIAL SERVICE, INC.

BY: Martha Ortiz

Date: 5/5/2026

13039 11th Street • Chino, CA 91710 • (909) 465-5542 • FAX (909) 465-5545

DQ052826A-01

Reference # ESD-APS-0000093

Etiwanda School District
Agreement for Professional Services

Please check type of service: Consultant

Originating School or Department: Operations & Facilities Date: 05/07/2026

WHEREAS, CONTRACTOR represents that he or she is specially trained, experienced, and competent to provide the special services and to give the advice called for by this Agreement; and

WHEREAS, DISTRICT has determined that it has a need to enter into this Agreement with CONTRACTOR for the special services and advice described herein.

NOW THEREFORE, The DISTRICT hereby engages CONTRACTOR, and CONTRACTOR agrees to perform the professional services as hereinafter set forth and it is mutually agreed by the parties hereto as follows:

1. *THIS AGREEMENT* is made and entered into this 05/07/2026 (date) by and between the Etiwanda School DISTRICT, located at 6061 East Avenue, Etiwanda, California, 91739, (hereafter "DISTRICT"), and Eichenberger Inspection, LLC, (hereafter "CONTRACTOR") located at

   Address: 8780 19th St. #153 City: Alta Loma Zip: 91701

   Social Security Number or Taxpayer I.D. No. (for 1099): 320755472

2. *TERM:* The term of this agreement shall be for the period commencing on 05/29/2026 (date) through 12/31/2026 (date) inclusive; or, services shall be provided on the following dates .

3. *SCOPE:* The scope of work for this agreement is as follows (detailed statement of work may be attached in lieu of description):
   PROJECT INSPECTION FOR HVAC REPLACEMENT @ PERDEW ES PROPOSAL DATED 5/6/2026. (A#04-125078)

4. *COMPENSATION:* The DISTRICT agrees to pay CONTRACTOR the amount of 28,080.00 for the performance of all services rendered pursuant to this Agreement. Payments will be made within 30 days, dependent on County audit status, upon receipt and verification of CONTRACTOR's invoice for services delivered. The CONTRACTOR shall provide its own equipment, vehicle, materials, supplies, food, travel, lodging, incidentals and tools, etc. which may be required for the proper performance of this Agreement. The CONTRACTOR is responsible for any retirement fees and State and Federal taxes associated with this agreement. Each party shall cooperate with the other party.

5. *FINGERPRINT OBLIGATIONS OF CONSULTANT:*

   Yes If the box to the left is yes, CONTRACTOR shall comply with the requirements of Education Code Section 45125.1 with respect to fingerprinting of employees who may have contact with the DISTRICT'S pupils and shall complete and include the attached Fingerprint Requirement Form and Exhibit A (List of Employees Who May Come in Contact with Pupils). If at any time during the term of this Agreement CONTRACTOR is either notified by the Department of Justice or otherwise becomes aware that any employee of CONTRACTOR performing services under this Agreement has been arrested or convicted of a violent or serious felony listed in Penal Code section 667.5(c) or Penal Code section 1192.7, respectively, CONTRACTOR agrees to immediately notify the DISTRICT and remove said employee from performing services on this Agreement.

IN WITNESS WHEREOF, the DISTRICT and CONTRACTOR have executed this Agreement effective as of the date written first above and becoming valid upon approval of the Etiwanda School DISTRICT.

CONTRACTOR: _____ Signature of CONTRACTOR — Date: 05/08/2026

ETIWANDA SCHOOL DISTRICT: _____ Signature of Superintendent/Designee — Date: MAY 0 8 2026

1 Quote/Backup

AGREEMENT TERMS & CONDITIONS

1. *STATUS OF CONTRACTOR:* It is agreed that the DISTRICT is interested only in the results obtained from service hereunder and that the CONTRACTOR shall perform as an independent CONTRACTOR with sole control of the manner and means of performing the services required under this Agreement. CONTRACTOR shall complete this Agreement according to its own methods of work which shall be in the exclusive charge and control of the CONTRACTOR and which shall not be subject to control or supervision by the DISTRICT except as to the results of the work. CONTRACTOR is, for all purposes arising out of this Agreement, an independent CONTRACTOR, and neither CONTRACTOR nor its employees shall be deemed an employee, officer or agent of the DISTRICT for any purpose. It is expressly understood and agreed that CONTRACTOR and its employees shall in no event be entitled to any DISTRICT benefits to which DISTRICT employees are entitled, including, but not limited to, overtime, retirement benefits, insurance, vacation, worker's compensation benefits, sick or injury leave, or other benefits.
   (a) CONTRACTOR may, at CONTRACTOR's own expense, employ such assistants as CONTRACTOR deems necessary to perform the services required of CONTRACTOR by this Agreement. DISTRICT will not train, control, direct, or supervise CONTRACTOR's assistants or employees in the performance of those services.
   (b) If CONTRACTOR is a regular employee of a public entity, all services which CONTRACTOR renders under this Agreement will be performed at times other than CONTRACTOR's regular assigned work day for said entity, or during periods of vacation or leave of absence from said entity.
   (c) CONTRACTOR agrees to procure and maintain in full force and effect worker's compensation insurance covering his or her employees and agents while these persons are participating in the activities hereunder. In the event a claim under the provisions of California Worker's Compensation Act is filed against the DISTRICT by a bona fide employee of CONTRACTOR participating under this Agreement, CONTRACTOR agrees to defend and hold harmless the DISTRICT from such claims.
   (d) The Contractor shall furnish all tools, equipment, apparatus, facilities, transportation, labor, travel, lodging, incidentals and material necessary to furnish the service herein described, the service to be performed at such times and places as directed by and subject to the approval of the authorized DISTRICT representative indicated in the specifications.
2. *WORKMEN AND SUB CONTRACTOR:*
   (a) Contractor shall at all times enforce strict discipline and good order among his/her employees and subcontractors and shall not employ on this work any unfit person or anyone not skilled in work assigned to him/her.
   (b) Any person in the employ of the Contractor whom the DISTRICT may deem incompetent or unfit shall be dismissed from work and shall not again be employed on it except with written consent of the DISTRICT.
   (c) Sub-contractors, if any engaged by the Contractor for this service shall be subject to the approval of the DISTRICT. Contractor shall be held responsible for all operations of sub-contractors and shall require them to maintain adequate Worker's Compensation and public liability insurance.
   (d) Contractor shall provide continuous competent supervision of personnel employed on the job, use of equipment and quality of workmanship.
3. *ANTI DISCRIMINATION:* It is the policy of the Etiwanda School District Board of Trustees, that in connection with all work performed under Construction and Purchasing Contracts, there be no discrimination against any employees engaged in the work because of race, color, ancestry, national origin, age, religious creed, marital status, pregnancy, physical or mental disability, medical condition, genetic information, military and veteran status, sex or sexual orientation, gender, gender identity, gender expression, or association with a person or group with one or more of these actual or perceived characteristics, and therefore the Contractor agrees to comply with applicable federal and California laws including, but not limited to the California Fair Employment Practice Act, beginning with Labor-Code Section 1410 and Labor Code Section 1735. In addition, the Contractor agrees to require like compliances by all sub-contractors employed on the work by him/her.
4. *OWNERSHIP OF WORK PRODUCT AND CONFIDENTIALITY:* All products of work produced pursuant to this Agreement shall be the sole property of the DISTRICT and no reproduction of any portions of the work product may be made in any form without the express written consent of the DISTRICT. DISTRICT and CONTRACTOR mutually agree that any written material or any copyrightable work of any nature created by CONTRACTOR pursuant to this Agreement shall be considered a "work made for hire" and DISTRICT the "copyright owner" thereof as those terms are defined in Title 17 of the United States Code, Section 101, and that DISTRICT shall own all of the rights comprised in the copyright of said written material or copyrightable work. CONTRACTOR shall hold in trust for the DISTRICT, and shall not disclose to any person, any confidential information. Confidential information is information which is related to the DISTRICT's research, development, trade secrets and business affairs; but does not include information which is generally known or easily ascertainable by non-parties through available public documentation. Contractor shall observe all Federal, State, and local laws and regulations, including, but not limited to, the Health Insurance Portability and Accountability Act (HIPAA) of 1996, the Family Educational Rights and Privacy Act and any subsequent revisions thereto, concerning the security and privacy of student/patient records and information, as applicable. For software agreements, unless otherwise specified, the data is owned by the DISTRICT, not the program.

5. *HOLD HARMLESS CLAUSE:* The Contractor agrees to and does hereby indemnify and hold harmless the DISTRICT, its officers, agents, and employees from every claim or demand made, and every liability, loss, damage, or expense, of any nature whatsoever, which may be incurred by reason of:
    (a) Liability for damage for (1) death or bodily injury to persons, (2) injury to, loss theft of property, or (3) any other loss, damage or expense arising under either (1) or (2) above, sustained by the Contractor or any person, firm or corporation employed by the Contractor upon or in connection with the work called for in this Agreement, except for liability resulting from the sole negligence or willful misconduct of the DISTRICT, its officers, employees, agents or independent contractors who are directly employed by the DISTRICT, and:
    (b) Any injury to or death of persons or damage to property caused by any act, neglect, default or omission of the Contractor, or any person, firm, or corporation employed by the Contractor, either directly or my independent contract, including all damages due to loss of or theft, sustained by any person, firm or corporation, including the DISTRICT, arising out of, or in any way connected with the work covered by this agreement, whether said injury or damage occurs either on or off school district property, if the liability arose from the negligence or willful misconduct or anyone employed by the Contractor, whether directly or by independent contract.
    (c) The Contractor, at his own expense, cost and risk, shall defend any and all actions, suits or other proceedings that may be brought or instituted against the DISTRICT, its officers, agents or employees, on any such claim, demand or liability, and shall pay or satisfy any judgment that may be rendered against the DISTRICT, its officers, agents or employees in any action, suit, or other proceedings as a result thereof.
    (d) Any liability which may arise from the furnishing of use of any copyrighted or uncopyrighted composition, secret process, or patented or unpatented invention, under the Contract.
6. *INSURANCE:* The CONTRACTOR shall, at his or her expense, carry adequate insurance to fully protect both the CONTRACTOR and the DISTRICT from any and all claims of any nature for damage to property or for personal injury including death, which may arise while the CONTRACTOR is traveling to or from a work-related location. CONTRACTOR shall indemnify, pay for the defense of, and hold harmless DISTRICT and its officers, agents and employees of and from any and all liabilities, claims, debts, damages, demands, suits, actions and causes of actions of whatsoever kind, nature or sort which may be incurred by reason of CONTRACTOR's negligent or willful acts and/or omissions in rendering any services hereunder. CONTRACTOR shall assume full responsibility for payments of federal, state and local taxes or contributions imposed or required under the social security, workers' compensation or income tax law, or any disability or unemployment law, or retirement contribution of any sort whatever, concerning CONTRACTOR or any employee and shall further indemnify, pay for the defense of, and hold harmless DISTRICT of and from any such payment or liability arising out of or in any manner connected with CONTRACTOR's performance under this Agreement. The CONTRACTOR shall take out, prior to the commencement of any program, presentation or work, and maintain through the completion of any such program, presentation or work, General Liability insurance of a $1,000,000.00 minimum per occurrence and $2,000,000 in aggregate and to produce and provide to the DISTRICT a valid and current Certificate of Insurance naming the DISTRICT and the California Schools Risk Management as additional insured. Consultants, Independent Charter Schools, Professional Service Providers including but not limited to auditors, engineers, insurance brokers, specified medical practitioners, bus transportation, and contractors, etc., shall take out, prior to commencement of any program, presentation or work, and maintain through the completion of any such program, insurance as noted at etiwanda.org/insurance.
7. *PAYMENT:* Unless otherwise specified, the Contractor shall render invoices for materials delivered or services performed under the Contract. Payments will be made within 30 days, dependent on County audit status, upon receipt and verification of CONTRACTOR's invoice for services delivered. The DISTRICT shall make payment for materials, supplies, or other services furnished under this Agreement within a reasonable and proper time after acceptance thereof by the authorized DISTRICT representative. Should the Contractor utilize subcontractors on the Project, the DISTRICT will retain five percent (5%) of the Project cost for a period not to exceed sixty (60) days after the Project has been completed. The DISTRICT may withhold a sufficient amount or amounts of any payment or payments otherwise due to the Contractor, as in its judgment may be necessary to cover:
    (a) Payments which may be past due and payable for just claims against the Contractor or any subcontractors for labor or materials furnished in the performance under this Contract.
    (b) The cost of defective work which the Contractor has not remedied.
    (c) Penalties for violation of labor laws.
    (d) Damage to the DISTRICT or another subcontractor.
    (e) Site clean-up.
8. *ASSIGNMENTS OF CONTRACT:* The Contractor shall not assign or transfer by operation of law or otherwise any or all of its rights, burdens, duties, or obligations without the prior written consent of the DISTRICT and without such consent all services hereunder are to be performed solely by CONTRACTOR, its officers, agents and employees.
9. *AGREEMENT CHANGES:* No changes or alternations to this agreement shall be made without specific prior approval by the DISTRICT; and in no event shall the change or alteration exceed 10% of agreement.
10. *NOTIFICATION:* Any notices to be given hereunder by either party to the other may be affected either by personal delivery in writing or by mail, registered or certified, postage prepaid with return receipt requested. Notices shall be deemed given and served upon delivery personally, or three (3) days after depositing in the United States Mail. Mailed notices shall be

addressed to the parties at the addresses set forth in this Agreement for DISTRICT and CONTRACTOR. The foregoing addresses may be changed by written notice to the other party as provided herein.

11. *USE OF MATERIALS:* CONTRACTOR shall advise DISTRICT of any and all materials used, or recommended for use by CONTRACTOR in the performance of this Agreement, that are subject to any copyright restrictions or requirements. In the event CONTRACTOR shall fail to so advise DISTRICT and as a result of the use of any programs or materials developed or used by CONTRACTOR under this Agreement, DISTRICT should be found in violation of any copyright restrictions or requirement, CONTRACTOR agrees to indemnify, defend and hold harmless, the DISTRICT against any action or claim brought by the copyright holder.
12. *SUBSTITUTIONS:* No substitutions of materials specified shall be made without the prior approval of the DISTRICT.
13. *HAZARDOUS WASTES AND UNKNOWN PHYSICAL CONDITIONS: The* contractor is hereby notified of Public Contract Code Section 1704 which requires the contractor to notify the DISTRICT in writing of: (1) any material the contractor believes may be hazardous waste; (2) subsurface or latent physical conditions at the site differing from those indicated: (3) unknown physical conditions or any unusual nature, different materially from those ordinarily encountered and generally recognized as inherent in work of the character provided for in the agreement.
14. *GOVERNANCE:* This Agreement shall be governed by and construed in accordance with the laws of the State of California.
15. *AUDITS:* Pursuant to and in accordance with the provisions of Government Code Section 8546.7 or any amendments thereto, all books, records and files of DISTRICT, CONTRACTOR, or any SUBCONTRACTOR connected with the performance of this Agreement involving the expenditure of public funds in excess of Ten Thousand Dollars ($10,000), including, but not limited to the administration thereof, shall be subject to the examination and audit of the State Auditor of the State of California, at the request of DISTRICT or as a part of any audit of DISTRICT, for a period of three (3) years after final payment is made under this Agreement. CONTRACTOR shall preserve and cause to be preserved such books, records and files for the audit period.
16. *SAFETY AND SECURITY:* It shall be the responsibility of the Contractor to ascertain from the DISTRICT, the rules and regulations pertaining to safety, security and driving on school grounds, particularly when children are present.
17. *DOCUMENT CONFLICT:* In case of conflict between specifications and drawings and/or actual site conditions, such conflicts shall be resolved by a DISTRICT representative prior to the furtherance of the work.
18. *LABOR CODE:* Should this Project exceed One Thousand Dollars ($1,000), Contractor shall comply with the applicable provisions of the Labor Code, Division 2, Part 7, CH. 1 Articles1.5, including the payment of the general prevailing wage rates. Copies of the prevailing rate of per diem wages are located at https://www.dir.ca.gov/public-works/prevailing-wage.html. Contractor shall maintain for audit by the DISTRICT, certified payroll records applicable to this Contract, starting wage rates, trades, payments made, and employee signatures. Copies of these records shall be furnished to the DISTRICT upon request. The Contractor must post these rates at the job site.
    (a) Apprenticeable Occupations: The Contractor shall be responsible for compliance with Labor Code Section 1777.5 for all apprenticeable occupations.
19. *PROTECTION OF WORK & PROPERTY:* The Contractor shall erect and properly maintain at all times, as required by conditions and progress of work, all necessary safe guards, signs, barriers, lights and watchmen for protection of the work and the public and shall post danger signs warning against hazards created by such features in the course of construction. In an emergency affecting life and safety of life or of work or adjoining property, Contractor, without special instruction or authorization from DISTRICT, is hereby permitted to act, at his/her discretion, to prevent such threatened loss or injury.
20. *ACCESS TO WORK*: DISTRICT representatives shall at all times have access to work, wherever it is in preparation or progress. Contractor shall provide safe and proper facilities for such access.
21. *OCCUPANCY:* DISTRICT reserves the right to occupy buildings at any time before agreement completion, and such occupancy shall not extend the date specified or completion of the work.
22. *FORCE MAJEURE CLAUSE:* The parties to the Agreement shall be excused from performance there under during the time and to the extent that they are prevented from obtaining, delivering or performing by act of God, fire, strike, loss, or shortage of transportation facilities, lock-out, commandeering of materials, products, plants or facilities by the government, when satisfactory evidence thereof is presented to the DISTRICT, provided that it is satisfactorily established that the non-performance is not due to the fault or neglect of the party not performing.
23. *PERMITS AND LICENSES:* The Contractor and all of his/her employees or agents shall secure and maintain such licenses and permits as are required by law, in connection with the furnishing of materials, supplies or services herein listed.
24. *CLEAN UP:* Debris shall be removed from the premises. Job site shall be free of debris at all times when work is not actually being performed.
25. *REBATES:* Any financial rebates, refunds, inducements, or incentives issued by vendor in connection with agreement shall accrue directly to school district and not to any employee. If school district determines that vendor promised or provided any such incentive to school district employee, school district, in its sole discretion, may terminate any existing or future orders from vendor and/or take other appropriate action.
26. *LIQUIDATED DAMAGES:* Time is of the essence in this contract. Unless specified elsewhere in the agreement documents, if the work is not completed in the time allotted in the agreement documents it is agreed that Contractor shall pay to the DISTRICT as fixed and liquidated damages the amount of $50.00 for each calendar day of delay until work is completed and accepted.

27. *TERMINATION:* DISTRICT may terminate this Agreement and will be relieved of all obligations under this Agreement should CONTRACTOR fail to perform any of the terms and conditions hereof at the time and place set forth herein or in the event of an unexcused delay by the CONTRACTOR. DISTRICT may terminate this Agreement at any time and for any reason by giving written notice to CONTRACTOR of such termination and specifying the effective date thereof, at least seven (7) calendar days before the effective date of such termination. In the event of termination, CONTRACTOR shall be paid the reasonable value of the services rendered up to the date of such termination, as determined by DISTRICT; all finished or unfinished documents prepared by CONTRACTOR shall become the property of the DISTRICT; and CONTRACTOR hereby waives any and all claims for damages or compensation arising under this Agreement, except as set forth herein.
28. *DISPUTES*: In the event of a dispute between the parties as to the performance of the work included in the project, the interpretations of the bid or agreement document, or payment or nonpayment for work performed or not performed, the parties shall attempt to resolve the dispute. Pending resolution of the dispute, the Contractor agrees to continue the work diligently to completion. If the dispute is not resolved, the Contractor agrees it will neither rescind the agreement nor stop the progress of the work, but the Contractor's sole remedy shall be to submit such controversy to determination by a court of the State of California, in San Bernardino County, having competent jurisdiction of the dispute, after the project has been completed, and not before.
29. *DEBARMENT AND SUSPENSION:* In accordance with Executive Orders 12549 & 12689 (Debarment and Suspension), Seller certified by entering into this transaction, that neither it nor its principals are presently debarred, suspended, proposed for debarred, suspended, proposed for debarment, declared ineligible or voluntarily excluded form participation in this transaction by any federal department or agency.
30. *ATTORNEY'S FEES:* If suit is brought by either party to this Agreement to enforce any of its terms, the losing party shall pay the prevailing party all litigation expenses incurred, including attorney's fees, court costs, expert witness fees, and investigation expenses.
31. *DEFAULT BY CONTRACTOR:* Failure to comply with any of the terms and or conditions of this agreement shall constitute default by the contractor.
32. *WORKPLACE VIOLENCE PREVENTION PLAN:* Vendor, at its sole cost and expense, and as necessary to satisfy the requirements of the District's Workplace Violence Prevention Plan (WVPP), as provided on the District's website, will ensure that all required training is completed. Vendor must provide for completion of all required WVPP training, in the District's required format, prior to any of the Vendor's personnel coming into contact with the District's employees or students.

EICHENBERGER INSPECTION LLC **8780 19TH ST. #153 ALTA LOMA,CA. 91701**

Project Proposal

Prepared for:
Mike Higgins, Director of Operations and Facilities
Etiwanda School District
6061 East Ave.
Rancho Cucamonga, CA. 91739
Date: May 6th, 2026

Dear Mike,

Please accept this proposal for your upcoming project. **Etiwanda School District - Perdew HVAC Project (A#04-125078).** Eichenberger Inspection has the following Estimated Budget based on the proposed schedule (Summer of '26) and the project scope of work:

ESTIMATED BUDGET

Description	Hours	Rate	Cost
Project Inspector, Class 3	260	$ 108	$ 28,080
		$	$
Total			**$ 28,080**

Saturday's and OT will be 1.5x Reg Rate, Sunday s and Holidays 2x.

Should you have any questions or require any additional information, please feel free to call or email me.

Sincerely,

Eric Eichenberger
Eichenberger Inspection LLC
dsa_inspector1@yahoo.com
(909)374-7149

PROPOSAL AMOUNT APPROVED

Mike Higgins, Architect, AIA, LEED AP
Director of Operations and Facilities
Etiwanda School District
05/06/2026

CLERK'S CERTIFICATE

I, Cathline Fort, Clerk of the Board of Trustees of the Etiwanda School District, do hereby certify that the foregoing is a full, true and correct copy of agenda item XXX *(Approval of agreement/contract between Etiwanda School District and Eichenberger Inspection, LLC.; DQ052826A-01)* that was duly passed, approved and adopted at a regular meeting place thereof on the 28th day of May 2026, of which meeting all of the members of said Board of Trustees had due notice and at which a majority thereof were present; and that at said meeting said item was adopted by the following vote:

AYES:	__
NOES:	__
ABSTAINED:	__
ABSENT:	__

An agenda of said meeting was posted at least 72 hours before said meeting at Etiwanda, California, a location freely accessible to members of the public, and a brief general description of said consent item appeared on said agenda.

I further certify that the foregoing agenda item is a full, true and correct copy of the original agenda item adopted at said board meeting and entered in said minutes; and that said agenda item has not been amended, modified or rescinded since the date of its adoption, and the same is now in full force and effect.

Dated: May 28, 2026

_____

Clerk of the Board of Trustees
of the Etiwanda School District

NR052826A-01

San Bernardino County Superintendent of Schools

PUPIL TRANSPORTATION SERVICES AGREEMENT

AGREEMENT NO. 26.27.0231

THIS AGREEMENT, made and entered into this 5th day of May 2026, by and between the San Bernardino County Superintendent of Schools, hereinafter referred to as "**SUPERINTENDENT**", and Etiwanda School District, hereinafter referred to as "**DISTRICT**", in the West End Special Education Local Plan Area (WESELPA), mutually agree as follows:

WITNESSETH

WHEREAS, the **SUPERINTENDENT** operates a transportation system for pupils transported to schools and classes operated within San Bernardino County, and

WHEREAS, Education Code Section 39801 allows any school district to contract with the county superintendent of schools to provide necessary transportation services; and

WHEREAS, the **SUPERINTENDENT** and the **DISTRICT** agree that it is mutually beneficial for the **SUPERINTENDENT** to provide transportation services to selected students within **DISTRICT** jurisdiction;

NOW THEREFORE, in consideration of the mutual promises herein contained, the parties hereto agree as follows:

1. **TRANSPORTATION SERVICES PROVIDED TO DISTRICT & OTHER DISTRICT PROGRAMS IN THE WESELPA REGION**
   a. Through its contract with Student Transportation of America, Inc., the **SUPERINTENDENT** agrees to provide school bus transportation services to pupils attending schools and classes of the **DISTRICT** and other districts in the WESELPA region as requested.
   b. Services will be provided in accordance with all state and federal laws and in conformance with policies established by the WESELPA Superintendent's Council.
   c. **SUPERINTENDENT** will serve as the contact agency in dealing with parents and the school bus operator in resolving problems and answering questions related to pupil transportation.
   d. **SUPERINTENDENT** agrees to provide the **DISTRICT** with information in his possession necessary for completion of annual state reports and such other reports as requested by the **DISTRICT.**
   e. **SUPERINTENDENT** will require that the school bus operator take the action necessary to include the **DISTRICT** as an additional insured on its liability insurance policy.
   f. Transportation services will commence on/or about June 8, 2026, and continue all school days throughout the 2026-2027 school year, concluding on/or about June 11, 2027.

2. **RESPONSIBILITIES OF THE DISTRICT**
   a. The **DISTRICT** agrees to provide the required student information necessary for completing and implementing school bus routes on a timely basis and by deadlines established by the **SUPERINTENDENT.**
   b. The **DISTRICT** will designate one of its employees to serve as the contact person between the **DISTRICT** and **SUPERINTENDENT** for matters related to pupil transportation.
   c. The **DISTRICT** will be responsible for filing reports related to pupil transportation that are required by the California Department of Education.

3. **SUPERINTENDENT'S FEES AND PAYMENT THEREOF**
   a. **DISTRICT** agrees to pay the **SUPERINTENDENT** the actual transportation costs plus administrative expenses. The cost estimates for those district students served by county schools transportation include both summer school for 2026 and the regular school year. The preliminary projection for the **DISTRICT's** 2026-27 expenses for transportation is $0
   b. **DISTRICT** authorizes the **SUPERINTENDENT** to transfer at the end of the month from the general fund of the **DISTRICT** an amount equal to one-tenth (1/10th) of the estimated annual charge. Commencing in September 2026, the **DISTRICT's** preliminary transfer amount is estimated to be $0.

c. On or about February 12, 2027, the **SUPERINTENDENT** will evaluate the appropriateness of the original estimate and adjust the remaining monthly charges to the **DISTRICT** to reflect any revision in the estimated annual charge.

d. On or about October 1, 2027, the **SUPERINTENDENT** will compute final charges using actual expenditure data and take action to further refund any overpayment or assess an additional charge to the **DISTRICT**. Transportation expenses are calculated on the following accounts: the actual bus bill, direct overhead (i.e., personnel, office supplies, and equipment), and an indirect expense amount. Indirect expenses are not applied to the amount billed by the bus contractor.

e. The **DISTRICT's** excess cost amount for county students for the 2026-2027 school year is identified in Attachment A, *if applicable* to the **DISTRICT**. Transfers for this program are normally made in October and March each year, with the final adjustment in October of the following fiscal year.

4. TERM OF AGREEMENT

The term of this Agreement commences on/or about June 8, 2026, and ends at the time that the last transfer has been made for 2026-2027 expenses, on or about October 1, 2027.

5. MUTUAL HOLD HARMLESS

a. **SUPERINTENDENT** shall defend, indemnify, and hold **DISTRICT**, its officers, agents, and employees harmless from and against any and all liability, loss, expense (including reasonable attorneys' fees), or claims for injury or damages arising out of the performance of this Agreement but only in proportion to and to the extent such liability, loss, expense, attorneys' fees, or claims for injury or damages are caused by or result from the negligent or intentional acts or omissions of **SUPERINTENDENT**, it officers, agents, or employees.

b. **DISTRICT** shall defend, indemnify and hold **SUPERINTENDENT**, its officers, agencies, and employees harmless from and against any and all liability, loss, expense (including reasonable attorneys' fees), or claims for injury or damages arising out of the performance of this Agreement but only in proportion to and to the extent such liability, loss, expense, attorneys' fees, or claims for injury or damages are caused by or result from the negligent or intentional acts or omissions of **SUPERINTENDENT**, its officers, agents, or employees.

6. TERMINATION CONDITIONS

a. Whenever it shall be necessary for either party to give notice to the other, such notices shall be sent by registered mail, postage prepaid, addressed to **DISTRICT** and to **SUPERINTENDENT** at the following address, 4595 Hallmark Parkway, San Bernardino, CA 92407 and such notice shall be deemed to be complete five (5) days after the same has been deposited in any United States post office. All notices and correspondence, other than notice of termination, may be sent by regular mail.

b. This Agreement may be terminated at any time by giving the other party ninety (90) days written notice of such action in accordance with Paragraph 6.a. above. **DISTRICT** shall be responsible for the costs incurred on its behalf during the term of service.

IN WITNESS WHEREOF, the parties hereto have executed this Agreement on the day and year first above written.

SAN BERNARDINO COUNTY SUPERINTENDENT OF SCHOOLS

Signature

Kevin Garcia, Program Manager
Procurement Services

Date: 5/6/2026

ETIWANDA SCHOOL DISTRICT

Signature

Doug Claflin Asst Supt
Name, Title

Date: 5/6/26

Reference #: ESD-APS-0000089

Etiwanda School District

Contract #: RC052826R-01

Agreement for Professional Services

Please check type of service: Contractor

Originating School or Department: Operations & Facilities Date: 05/04/2026

WHEREAS, CONTRACTOR represents that he or she is specially trained, experienced, and competent to provide the special services and to give the advice called for by this Agreement; and

WHEREAS, DISTRICT has determined that it has a need to enter into this Agreement with CONTRACTOR for the special services and advice described herein.

NOW THEREFORE, The DISTRICT hereby engages CONTRACTOR, and CONTRACTOR agrees to perform the professional services as hereinafter set forth and it is mutually agreed by the parties hereto as follows:

1. *THIS AGREEMENT* is made and entered into this 05/04/2026 (date) by and between the Etiwanda School DISTRICT, located at 6061 East Avenue, Etiwanda, California, 91739, (hereafter "DISTRICT"), and GUARANTEED JANITORIAL SERVICE, INC, (hereafter "CONTRACTOR") located at

   Address: 13039 11TH STREET City: CHINO Zip: 91710

   Social Security Number or Taxpayer I.D. No. (for 1099): 330445084

2. *TERM:* The term of this agreement shall be for the period commencing on 05/26/2026 (date) through 06/25/2026 (date) inclusive; or, services shall be provided on the following dates _____.

3. *SCOPE:* The scope of work for this agreement is as follows (detailed statement of work may be attached in lieu of description):
   FALCON RIDGE- ESY SUMMER PROGRAM- JANITORIAL DAILY SERVICES 5/26/2026-6/25/2026

4. *COMPENSATION:* The DISTRICT agrees to pay CONTRACTOR the amount of 4,807.00 for the performance of all services rendered pursuant to this Agreement. Payments will be made within 30 days, dependent on County audit status, upon receipt and verification of CONTRACTOR's invoice for services delivered. The CONTRACTOR shall provide its own equipment, vehicle, materials, supplies, food, travel, lodging, incidentals and tools, etc. which may be required for the proper performance of this Agreement. The CONTRACTOR is responsible for any retirement fees and State and Federal taxes associated with this agreement. Each party shall cooperate with the other party.

5. *FINGERPRINT OBLIGATIONS OF CONSULTANT:*

   Yes If the box to the left is yes, CONTRACTOR shall comply with the requirements of Education Code Section 45125.1 with respect to fingerprinting of employees who may have contact with the DISTRICT'S pupils and shall complete and include the attached Fingerprint Requirement Form and Exhibit A (List of Employees Who May Come in Contact with Pupils). If at any time during the term of this Agreement CONTRACTOR is either notified by the Department of Justice or otherwise becomes aware that any employee of CONTRACTOR performing services under this Agreement has been arrested or convicted of a violent or serious felony listed in Penal Code section 667.5(c) or Penal Code section 1192.7, respectively, CONTRACTOR agrees to immediately notify the DISTRICT and remove said employee from performing services on this Agreement.

IN WITNESS WHEREOF, the DISTRICT and CONTRACTOR have executed this Agreement effective as of the date written first above and becoming valid upon approval of the Etiwanda School DISTRICT.

CONTRACTOR:	Martha Ortiz Signature of CONTRACTOR	05/04/2026 Date
ETIWANDA SCHOOL DISTRICT:	Michael Higgins Signature of Superintendent/Designee	05/04/2026 Date

1 Quote/Backup

AGREEMENT TERMS & CONDITIONS

1. *STATUS OF CONTRACTOR:* It is agreed that the DISTRICT is interested only in the results obtained from service hereunder and that the CONTRACTOR shall perform as an independent CONTRACTOR with sole control of the manner and means of performing the services required under this Agreement. CONTRACTOR shall complete this Agreement according to its own methods of work which shall be in the exclusive charge and control of the CONTRACTOR and which shall not be subject to control or supervision by the DISTRICT except as to the results of the work. CONTRACTOR is, for all purposes arising out of this Agreement, an independent CONTRACTOR, and neither CONTRACTOR nor its employees shall be deemed an employee, officer or agent of the DISTRICT for any purpose. It is expressly understood and agreed that CONTRACTOR and its employees shall in no event be entitled to any DISTRICT benefits to which DISTRICT employees are entitled, including, but not limited to, overtime, retirement benefits, insurance, vacation, worker's compensation benefits, sick or injury leave, or other benefits.
   (a) CONTRACTOR may, at CONTRACTOR's own expense, employ such assistants as CONTRACTOR deems necessary to perform the services required of CONTRACTOR by this Agreement. DISTRICT will not train, control, direct, or supervise CONTRACTOR's assistants or employees in the performance of those services.
   (b) If CONTRACTOR is a regular employee of a public entity, all services which CONTRACTOR renders under this Agreement will be performed at times other than CONTRACTOR's regular assigned work day for said entity, or during periods of vacation or leave of absence from said entity.
   (c) CONTRACTOR agrees to procure and maintain in full force and effect worker's compensation insurance covering his or her employees and agents while these persons are participating in the activities hereunder. In the event a claim under the provisions of California Worker's Compensation Act is filed against the DISTRICT by a bona fide employee of CONTRACTOR participating under this Agreement, CONTRACTOR agrees to defend and hold harmless the DISTRICT from such claims.
   (d) The Contractor shall furnish all tools, equipment, apparatus, facilities, transportation, labor, travel, lodging, incidentals and material necessary to furnish the service herein described, the service to be performed at such times and places as directed by and subject to the approval of the authorized DISTRICT representative indicated in the specifications.
2. *WORKMEN AND SUB CONTRACTOR:*
   (a) Contractor shall at all times enforce strict discipline and good order among his/her employees and subcontractors and shall not employ on this work any unfit person or anyone not skilled in work assigned to him/her.
   (b) Any person in the employ of the Contractor whom the DISTRICT may deem incompetent or unfit shall be dismissed from work and shall not again be employed on it except with written consent of the DISTRICT.
   (c) Sub-contractors, if any engaged by the Contractor for this service shall be subject to the approval of the DISTRICT. Contractor shall be held responsible for all operations of sub-contractors and shall require them to maintain adequate Worker's Compensation and public liability insurance.
   (d) Contractor shall provide continuous competent supervision of personnel employed on the job, use of equipment and quality of workmanship.
3. *ANTI DISCRIMINATION:* It is the policy of the Etiwanda School District Board of Trustees, that in connection with all work performed under Construction and Purchasing Contracts, there be no discrimination against any employees engaged in the work because of race, color, ancestry, national origin, age, religious creed, marital status, pregnancy, physical or mental disability, medical condition, genetic information, military and veteran status, sex or sexual orientation, gender, gender identity, gender expression, or association with a person or group with one or more of these actual or perceived characteristics, and therefore the Contractor agrees to comply with applicable federal and California laws including, but not limited to the California Fair Employment Practice Act, beginning with Labor-Code Section 1410 and Labor Code Section 1735. In addition, the Contractor agrees to require like compliances by all sub-contractors employed on the work by him/her.
4. *OWNERSHIP OF WORK PRODUCT AND CONFIDENTIALITY:* All products of work produced pursuant to this Agreement shall be the sole property of the DISTRICT and no reproduction of any portions of the work product may be made in any form without the express written consent of the DISTRICT. DISTRICT and CONTRACTOR mutually agree that any written material or any copyrightable work of any nature created by CONTRACTOR pursuant to this Agreement shall be considered a "work made for hire" and DISTRICT the "copyright owner" thereof as those terms are defined in Title 17 of the United States Code, Section 101, and that DISTRICT shall own all of the rights comprised in the copyright of said written material or copyrightable work. CONTRACTOR shall hold in trust for the DISTRICT, and shall not disclose to any person, any confidential information. Confidential information is information which is related to the DISTRICT's research, development, trade secrets and business affairs; but does not include information which is generally known or easily ascertainable by non-parties through available public documentation. Contractor shall observe all Federal, State, and local laws and regulations, including, but not limited to, the Health Insurance Portability and Accountability Act (HIPAA) of 1996, the Family Educational Rights and Privacy Act and any subsequent revisions thereto, concerning the security and privacy of student/patient records and information, as applicable. For software agreements, unless otherwise specified, the data is owned by the DISTRICT, not the program.

5. *HOLD HARMLESS CLAUSE:* The Contractor agrees to and does hereby indemnify and hold harmless the DISTRICT, its officers, agents, and employees from every claim or demand made, and every liability, loss, damage, or expense, of any nature whatsoever, which may be incurred by reason of:
   (a) Liability for damage for (1) death or bodily injury to persons, (2) injury to, loss theft of property, or (3) any other loss, damage or expense arising under either (1) or (2) above, sustained by the Contractor or any person, firm or corporation employed by the Contractor upon or in connection with the work called for in this Agreement, except for liability resulting from the sole negligence or willful misconduct of the DISTRICT, its officers, employees, agents or independent contractors who are directly employed by the DISTRICT, and:
   (b) Any injury to or death of persons or damage to property caused by any act, neglect, default or omission of the Contractor, or any person, firm, or corporation employed by the Contractor, either directly or my independent contract, including all damages due to loss of or theft, sustained by any person, firm or corporation, including the DISTRICT, arising out of, or in any way connected with the work covered by this agreement, whether said injury or damage occurs either on or off school district property, if the liability arose from the negligence or willful misconduct or anyone employed by the Contractor, whether directly or by independent contract.
   (c) The Contractor, at his own expense, cost and risk, shall defend any and all actions, suits or other proceedings that may be brought or instituted against the DISTRICT, its officers, agents or employees, on any such claim, demand or liability, and shall pay or satisfy any judgment that may be rendered against the DISTRICT, its officers, agents or employees in any action, suit, or other proceedings as a result thereof.
   (d) Any liability which may arise from the furnishing of use of any copyrighted or uncopyrighted composition, secret process, or patented or unpatented invention, under the Contract.
6. *INSURANCE:* The CONTRACTOR shall, at his or her expense, carry adequate insurance to fully protect both the CONTRACTOR and the DISTRICT from any and all claims of any nature for damage to property or for personal injury including death, which may arise while the CONTRACTOR is traveling to or from a work-related location. CONTRACTOR shall indemnify, pay for the defense of, and hold harmless DISTRICT and its officers, agents and employees of and from any and all liabilities, claims, debts, damages, demands, suits, actions and causes of actions of whatsoever kind, nature or sort which may be incurred by reason of CONTRACTOR's negligent or willful acts and/or omissions in rendering any services hereunder. CONTRACTOR shall assume full responsibility for payments of federal, state and local taxes or contributions imposed or required under the social security, workers' compensation or income tax law, or any disability or unemployment law, or retirement contribution of any sort whatever, concerning CONTRACTOR or any employee and shall further indemnify, pay for the defense of, and hold harmless DISTRICT of and from any such payment or liability arising out of or in any manner connected with CONTRACTOR's performance under this Agreement. The CONTRACTOR shall take out, prior to the commencement of any program, presentation or work, and maintain through the completion of any such program, presentation or work, General Liability insurance of a $1,000,000.00 minimum per occurrence and $2,000,000 in aggregate and to produce and provide to the DISTRICT a valid and current Certificate of Insurance naming the DISTRICT and the California Schools Risk Management as additional insured. Consultants, Independent Charter Schools, Professional Service Providers including but not limited to auditors, engineers, insurance brokers, specified medical practitioners, bus transportation, and contractors, etc., shall take out, prior to commencement of any program, presentation or work, and maintain through the completion of any such program, insurance as noted at etiwanda.org/insurance.
7. *PAYMENT:* Unless otherwise specified, the Contractor shall render invoices for materials delivered or services performed under the Contract. Payments will be made within 30 days, dependent on County audit status, upon receipt and verification of CONTRACTOR's invoice for services delivered. The DISTRICT shall make payment for materials, supplies, or other services furnished under this Agreement within a reasonable and proper time after acceptance thereof by the authorized DISTRICT representative. Should the Contractor utilize subcontractors on the Project, the DISTRICT will retain five percent (5%) of the Project cost for a period not to exceed sixty (60) days after the Project has been completed. The DISTRICT may withhold a sufficient amount or amounts of any payment or payments otherwise due to the Contractor, as in its judgment may be necessary to cover:
   (a) Payments which may be past due and payable for just claims against the Contractor or any subcontractors for labor or materials furnished in the performance under this Contract.
   (b) The cost of defective work which the Contractor has not remedied.
   (c) Penalties for violation of labor laws.
   (d) Damage to the DISTRICT or another subcontractor.
   (e) Site clean-up.
8. *ASSIGNMENTS OF CONTRACT:* The Contractor shall not assign or transfer by operation of law or otherwise any or all of its rights, burdens, duties, or obligations without the prior written consent of the DISTRICT and without such consent all services hereunder are to be performed solely by CONTRACTOR, its officers, agents and employees.
9. *AGREEMENT CHANGES:* No changes or alternations to this agreement shall be made without specific prior approval by the DISTRICT; and in no event shall the change or alteration exceed 10% of agreement.
10. *NOTIFICATION:* Any notices to be given hereunder by either party to the other may be affected either by personal delivery in writing or by mail, registered or certified, postage prepaid with return receipt requested. Notices shall be deemed given and served upon delivery personally, or three (3) days after depositing in the United States Mail. Mailed notices shall be

addressed to the parties at the addresses set forth in this Agreement for DISTRICT and CONTRACTOR. The foregoing addresses may be changed by written notice to the other party as provided herein.

11. *USE OF MATERIALS:* CONTRACTOR shall advise DISTRICT of any and all materials used, or recommended for use by CONTRACTOR in the performance of this Agreement, that are subject to any copyright restrictions or requirements. In the event CONTRACTOR shall fail to so advise DISTRICT and as a result of the use of any programs or materials developed or used by CONTRACTOR under this Agreement, DISTRICT should be found in violation of any copyright restrictions or requirement, CONTRACTOR agrees to indemnify, defend and hold harmless, the DISTRICT against any action or claim brought by the copyright holder.
12. *SUBSTITUTIONS:* No substitutions of materials specified shall be made without the prior approval of the DISTRICT.
13. *HAZARDOUS WASTES AND UNKNOWN PHYSICAL CONDITIONS: The* contractor is hereby notified of Public Contract Code Section 1704 which requires the contractor to notify the DISTRICT in writing of: (1) any material the contractor believes may be hazardous waste; (2) subsurface or latent physical conditions at the site differing from those indicated: (3) unknown physical conditions or any unusual nature, different materially from those ordinarily encountered and generally recognized as inherent in work of the character provided for in the agreement.
14. *GOVERNANCE:* This Agreement shall be governed by and construed in accordance with the laws of the State of California.
15. *AUDITS:* Pursuant to and in accordance with the provisions of Government Code Section 8546.7 or any amendments thereto, all books, records and files of DISTRICT, CONTRACTOR, or any SUBCONTRACTOR connected with the performance of this Agreement involving the expenditure of public funds in excess of Ten Thousand Dollars ($10,000), including, but not limited to the administration thereof, shall be subject to the examination and audit of the State Auditor of the State of California, at the request of DISTRICT or as a part of any audit of DISTRICT, for a period of three (3) years after final payment is made under this Agreement. CONTRACTOR shall preserve and cause to be preserved such books, records and files for the audit period.
16. *SAFETY AND SECURITY:* It shall be the responsibility of the Contractor to ascertain from the DISTRICT, the rules and regulations pertaining to safety, security and driving on school grounds, particularly when children are present.
17. *DOCUMENT CONFLICT:* In case of conflict between specifications and drawings and/or actual site conditions, such conflicts shall be resolved by a DISTRICT representative prior to the furtherance of the work.
18. *LABOR CODE:* Should this Project exceed One Thousand Dollars ($1,000), Contractor shall comply with the applicable provisions of the Labor Code, Division 2, Part 7, CH. 1 Articles1.5, including the payment of the general prevailing wage rates. Copies of the prevailing rate of per diem wages are located at https://www.dir.ca.gov/public-works/prevailing-wage.html. Contractor shall maintain for audit by the DISTRICT, certified payroll records applicable to this Contract, starting wage rates, trades, payments made, and employee signatures. Copies of these records shall be furnished to the DISTRICT upon request. The Contractor must post these rates at the job site.
    (a) Apprenticeable Occupations: The Contractor shall be responsible for compliance with Labor Code Section 1777.5 for all apprenticeable occupations.
19. *PROTECTION OF WORK & PROPERTY:* The Contractor shall erect and properly maintain at all times, as required by conditions and progress of work, all necessary safe guards, signs, barriers, lights and watchmen for protection of the work and the public and shall post danger signs warning against hazards created by such features in the course of construction. In an emergency affecting life and safety of life or of work or adjoining property, Contractor, without special instruction or authorization from DISTRICT, is hereby permitted to act, at his/her discretion, to prevent such threatened loss or injury.
20. *ACCESS TO WORK*: DISTRICT representatives shall at all times have access to work, wherever it is in preparation or progress. Contractor shall provide safe and proper facilities for such access.
21. *OCCUPANCY:* DISTRICT reserves the right to occupy buildings at any time before agreement completion, and such occupancy shall not extend the date specified or completion of the work.
22. *FORCE MAJEURE CLAUSE:* The parties to the Agreement shall be excused from performance there under during the time and to the extent that they are prevented from obtaining, delivering or performing by act of God, fire, strike, loss, or shortage of transportation facilities, lock-out, commandeering of materials, products, plants or facilities by the government, when satisfactory evidence thereof is presented to the DISTRICT, provided that it is satisfactorily established that the non-performance is not due to the fault or neglect of the party not performing.
23. *PERMITS AND LICENSES:* The Contractor and all of his/her employees or agents shall secure and maintain such licenses and permits as are required by law, in connection with the furnishing of materials, supplies or services herein listed.
24. *CLEAN UP:* Debris shall be removed from the premises. Job site shall be free of debris at all times when work is not actually being performed.
25. *REBATES:* Any financial rebates, refunds, inducements, or incentives issued by vendor in connection with agreement shall accrue directly to school district and not to any employee. If school district determines that vendor promised or provided any such incentive to school district employee, school district, in its sole discretion, may terminate any existing or future orders from vendor and/or take other appropriate action.
26. *LIQUIDATED DAMAGES:* Time is of the essence in this contract. Unless specified elsewhere in the agreement documents, if the work is not completed in the time allotted in the agreement documents it is agreed that Contractor shall pay to the DISTRICT as fixed and liquidated damages the amount of $50.00 for each calendar day of delay until work is completed and accepted.

27. *TERMINATION:* DISTRICT may terminate this Agreement and will be relieved of all obligations under this Agreement should CONTRACTOR fail to perform any of the terms and conditions hereof at the time and place set forth herein or in the event of an unexcused delay by the CONTRACTOR. DISTRICT may terminate this Agreement at any time and for any reason by giving written notice to CONTRACTOR of such termination and specifying the effective date thereof, at least seven (7) calendar days before the effective date of such termination. In the event of termination, CONTRACTOR shall be paid the reasonable value of the services rendered up to the date of such termination, as determined by DISTRICT; all finished or unfinished documents prepared by CONTRACTOR shall become the property of the DISTRICT; and CONTRACTOR hereby waives any and all claims for damages or compensation arising under this Agreement, except as set forth herein.
28. *DISPUTES*: In the event of a dispute between the parties as to the performance of the work included in the project, the interpretations of the bid or agreement document, or payment or nonpayment for work performed or not performed, the parties shall attempt to resolve the dispute. Pending resolution of the dispute, the Contractor agrees to continue the work diligently to completion. If the dispute is not resolved, the Contractor agrees it will neither rescind the agreement nor stop the progress of the work, but the Contractor's sole remedy shall be to submit such controversy to determination by a court of the State of California, in San Bernardino County, having competent jurisdiction of the dispute, after the project has been completed, and not before.
29. *DEBARMENT AND SUSPENSION:* In accordance with Executive Orders 12549 & 12689 (Debarment and Suspension), Seller certified by entering into this transaction, that neither it nor its principals are presently debarred, suspended, proposed for debarred, suspended, proposed for debarment, declared ineligible or voluntarily excluded form participation in this transaction by any federal department or agency.
30. *ATTORNEY'S FEES:* If suit is brought by either party to this Agreement to enforce any of its terms, the losing party shall pay the prevailing party all litigation expenses incurred, including attorney's fees, court costs, expert witness fees, and investigation expenses.
31. *DEFAULT BY CONTRACTOR:* Failure to comply with any of the terms and or conditions of this agreement shall constitute default by the contractor.
32. *WORKPLACE VIOLENCE PREVENTION PLAN:* Vendor, at its sole cost and expense, and as necessary to satisfy the requirements of the District's Workplace Violence Prevention Plan (WVPP), as provided on the District's website, will ensure that all required training is completed. Vendor must provide for completion of all required WVPP training, in the District's required format, prior to any of the Vendor's personnel coming into contact with the District's employees or students.

Guaranteed Janitorial Service. Inc.

April 28, 2026

Attn: Rosie Castro

ETIWANDA SCHOOL DISTRICT
6012 East Avenue
Etiwanda, California 91739

Dear Ms. Castro:

We are pleased to submit for your consideration our proposal for Falcon Ridge Elementary from May 26th through June 25th, Monday through Thursday.

JANITORIAL - Daily Services "Summer Program"

Falcon Ridge	Qty	Rate	Daily Cost	Qty Days	Total
Classrooms	**19**	**$11.00**	**209.00**	**19**	**$3,971.00**
Restrooms	**4**	**$11.00**	**$44.00**	**19**	**$ 836.00**

We will satisfactorily perform the above specifications at the rate of **FOUR THOUSAND, EIGHT HUNDRED, SEVEN DOLLARS ($4,807.00).**

EQUIPMENT AND SUPPLIES
We agree to provide all janitorial equipment and supplies required to perform the above-specified work.

ACCEPTED AND APPROVED:
ETIWANDA SCHOOL DISTRICT

By: _____

Date: _____

MICHAEL HIGGINS
DIRECTOR OF OPERATIONS & FACILITIES
MAY 04 2026

ACCEPTED AND APPROVED:
GUARANTEED JANITORIAL SERVICE, INC.

BY: _____

Date: 5/1/2026

13039 11th Street • Chino, CA 91710 • (909) 465-5542 • FAX (909) 465-5545

Reference #: ESD-APS-0000091
Contract #: RC052826R-02

Etiwanda School District
Agreement for Professional Services

Please check type of service: Contractor

Originating School or Department: Operations & Facilities Date: 05/05/2026

WHEREAS, CONTRACTOR represents that he or she is specially trained, experienced, and competent to provide the special services and to give the advice called for by this Agreement; and

WHEREAS, DISTRICT has determined that it has a need to enter into this Agreement with CONTRACTOR for the special services and advice described herein.

NOW THEREFORE, The DISTRICT hereby engages CONTRACTOR, and CONTRACTOR agrees to perform the professional services as hereinafter set forth and it is mutually agreed by the parties hereto as follows:

1. *THIS AGREEMENT* is made and entered into this 05/05/2026 (date) by and between the Etiwanda School DISTRICT, located at 6061 East Avenue, Etiwanda, California, 91739, (hereafter "DISTRICT"), and SPORTS FACILITIES GROUP, INC, (hereafter "CONTRACTOR") located at

   Address: PO BOX 7024 City: RIVERSIDE Zip: 92503

   Social Security Number or Taxpayer I.D. No. (for 1099): 201026761

2. *TERM:* The term of this agreement shall be for the period commencing on 07/01/2026 (date) through 06/30/2027 (date) inclusive; or, services shall be provided on the following dates _____.

3. *SCOPE:* The scope of work for this agreement is as follows (detailed statement of work may be attached in lieu of description):
   ANNUAL SERVICE TELESCOPING INDOOR BLEACHERS IN THE GYM AT ALL FOUR INTERMEDIATE SCHOOLS; DAY CREEK, SUMMIT, ETIWANDA, AND HERITAGE FOR 2026-2027.

4. *COMPENSATION:* The DISTRICT agrees to pay CONTRACTOR the amount of 10,000.00 for the performance of all services rendered pursuant to this Agreement. Payments will be made within 30 days, dependent on County audit status, upon receipt and verification of CONTRACTOR's invoice for services delivered. The CONTRACTOR shall provide its own equipment, vehicle, materials, supplies, food, travel, lodging, incidentals and tools, etc. which may be required for the proper performance of this Agreement. The CONTRACTOR is responsible for any retirement fees and State and Federal taxes associated with this agreement. Each party shall cooperate with the other party.

5. *FINGERPRINT OBLIGATIONS OF CONSULTANT:*

   Yes If the box to the left is yes, CONTRACTOR shall comply with the requirements of Education Code Section 45125.1 with respect to fingerprinting of employees who may have contact with the DISTRICT'S pupils and shall complete and include the attached Fingerprint Requirement Form and Exhibit A (List of Employees Who May Come in Contact with Pupils). If at any time during the term of this Agreement CONTRACTOR is either notified by the Department of Justice or otherwise becomes aware that any employee of CONTRACTOR performing services under this Agreement has been arrested or convicted of a violent or serious felony listed in Penal Code section 667.5(c) or Penal Code section 1192.7, respectively, CONTRACTOR agrees to immediately notify the DISTRICT and remove said employee from performing services on this Agreement.

IN WITNESS WHEREOF, the DISTRICT and CONTRACTOR have executed this Agreement effective as of the date written first above and becoming valid upon approval of the Etiwanda School DISTRICT.

CONTRACTOR: David Finewood — Signature of CONTRACTOR — 05/05/2026 — Date

ETIWANDA SCHOOL DISTRICT: Michael Higgins — Signature of Superintendent/Designee — 05/05/2026 — Date

1 Quote/Backup

AGREEMENT TERMS & CONDITIONS

1. *STATUS OF CONTRACTOR:* It is agreed that the DISTRICT is interested only in the results obtained from service hereunder and that the CONTRACTOR shall perform as an independent CONTRACTOR with sole control of the manner and means of performing the services required under this Agreement. CONTRACTOR shall complete this Agreement according to its own methods of work which shall be in the exclusive charge and control of the CONTRACTOR and which shall not be subject to control or supervision by the DISTRICT except as to the results of the work. CONTRACTOR is, for all purposes arising out of this Agreement, an independent CONTRACTOR, and neither CONTRACTOR nor its employees shall be deemed an employee, officer or agent of the DISTRICT for any purpose. It is expressly understood and agreed that CONTRACTOR and its employees shall in no event be entitled to any DISTRICT benefits to which DISTRICT employees are entitled, including, but not limited to, overtime, retirement benefits, insurance, vacation, worker's compensation benefits, sick or injury leave, or other benefits.
   (a) CONTRACTOR may, at CONTRACTOR's own expense, employ such assistants as CONTRACTOR deems necessary to perform the services required of CONTRACTOR by this Agreement. DISTRICT will not train, control, direct, or supervise CONTRACTOR's assistants or employees in the performance of those services.
   (b) If CONTRACTOR is a regular employee of a public entity, all services which CONTRACTOR renders under this Agreement will be performed at times other than CONTRACTOR's regular assigned work day for said entity, or during periods of vacation or leave of absence from said entity.
   (c) CONTRACTOR agrees to procure and maintain in full force and effect worker's compensation insurance covering his or her employees and agents while these persons are participating in the activities hereunder. In the event a claim under the provisions of California Worker's Compensation Act is filed against the DISTRICT by a bona fide employee of CONTRACTOR participating under this Agreement, CONTRACTOR agrees to defend and hold harmless the DISTRICT from such claims.
   (d) The Contractor shall furnish all tools, equipment, apparatus, facilities, transportation, labor, travel, lodging, incidentals and material necessary to furnish the service herein described, the service to be performed at such times and places as directed by and subject to the approval of the authorized DISTRICT representative indicated in the specifications.
2. *WORKMEN AND SUB CONTRACTOR:*
   (a) Contractor shall at all times enforce strict discipline and good order among his/her employees and subcontractors and shall not employ on this work any unfit person or anyone not skilled in work assigned to him/her.
   (b) Any person in the employ of the Contractor whom the DISTRICT may deem incompetent or unfit shall be dismissed from work and shall not again be employed on it except with written consent of the DISTRICT.
   (c) Sub-contractors, if any engaged by the Contractor for this service shall be subject to the approval of the DISTRICT. Contractor shall be held responsible for all operations of sub-contractors and shall require them to maintain adequate Worker's Compensation and public liability insurance.
   (d) Contractor shall provide continuous competent supervision of personnel employed on the job, use of equipment and quality of workmanship.
3. *ANTI DISCRIMINATION:* It is the policy of the Etiwanda School District Board of Trustees, that in connection with all work performed under Construction and Purchasing Contracts, there be no discrimination against any employees engaged in the work because of race, color, ancestry, national origin, age, religious creed, marital status, pregnancy, physical or mental disability, medical condition, genetic information, military and veteran status, sex or sexual orientation, gender, gender identity, gender expression, or association with a person or group with one or more of these actual or perceived characteristics, and therefore the Contractor agrees to comply with applicable federal and California laws including, but not limited to the California Fair Employment Practice Act, beginning with Labor-Code Section 1410 and Labor Code Section 1735. In addition, the Contractor agrees to require like compliances by all sub-contractors employed on the work by him/her.
4. *OWNERSHIP OF WORK PRODUCT AND CONFIDENTIALITY:* All products of work produced pursuant to this Agreement shall be the sole property of the DISTRICT and no reproduction of any portions of the work product may be made in any form without the express written consent of the DISTRICT. DISTRICT and CONTRACTOR mutually agree that any written material or any copyrightable work of any nature created by CONTRACTOR pursuant to this Agreement shall be considered a "work made for hire" and DISTRICT the "copyright owner" thereof as those terms are defined in Title 17 of the United States Code, Section 101, and that DISTRICT shall own all of the rights comprised in the copyright of said written material or copyrightable work. CONTRACTOR shall hold in trust for the DISTRICT, and shall not disclose to any person, any confidential information. Confidential information is information which is related to the DISTRICT's research, development, trade secrets and business affairs; but does not include information which is generally known or easily ascertainable by non-parties through available public documentation. Contractor shall observe all Federal, State, and local laws and regulations, including, but not limited to, the Health Insurance Portability and Accountability Act (HIPAA) of 1996, the Family Educational Rights and Privacy Act and any subsequent revisions thereto, concerning the security and privacy of student/patient records and information, as applicable. For software agreements, unless otherwise specified, the data is owned by the DISTRICT, not the program.

5. *HOLD HARMLESS CLAUSE:* The Contractor agrees to and does hereby indemnify and hold harmless the DISTRICT, its officers, agents, and employees from every claim or demand made, and every liability, loss, damage, or expense, of any nature whatsoever, which may be incurred by reason of:
   (a) Liability for damage for (1) death or bodily injury to persons, (2) injury to, loss theft of property, or (3) any other loss, damage or expense arising under either (1) or (2) above, sustained by the Contractor or any person, firm or corporation employed by the Contractor upon or in connection with the work called for in this Agreement, except for liability resulting from the sole negligence or willful misconduct of the DISTRICT, its officers, employees, agents or independent contractors who are directly employed by the DISTRICT, and:
   (b) Any injury to or death of persons or damage to property caused by any act, neglect, default or omission of the Contractor, or any person, firm, or corporation employed by the Contractor, either directly or my independent contract, including all damages due to loss of or theft, sustained by any person, firm or corporation, including the DISTRICT, arising out of, or in any way connected with the work covered by this agreement, whether said injury or damage occurs either on or off school district property, if the liability arose from the negligence or willful misconduct or anyone employed by the Contractor, whether directly or by independent contract.
   (c) The Contractor, at his own expense, cost and risk, shall defend any and all actions, suits or other proceedings that may be brought or instituted against the DISTRICT, its officers, agents or employees, on any such claim, demand or liability, and shall pay or satisfy any judgment that may be rendered against the DISTRICT, its officers, agents or employees in any action, suit, or other proceedings as a result thereof.
   (d) Any liability which may arise from the furnishing of use of any copyrighted or uncopyrighted composition, secret process, or patented or unpatented invention, under the Contract.
6. *INSURANCE:* The CONTRACTOR shall, at his or her expense, carry adequate insurance to fully protect both the CONTRACTOR and the DISTRICT from any and all claims of any nature for damage to property or for personal injury including death, which may arise while the CONTRACTOR is traveling to or from a work-related location. CONTRACTOR shall indemnify, pay for the defense of, and hold harmless DISTRICT and its officers, agents and employees of and from any and all liabilities, claims, debts, damages, demands, suits, actions and causes of actions of whatsoever kind, nature or sort which may be incurred by reason of CONTRACTOR's negligent or willful acts and/or omissions in rendering any services hereunder. CONTRACTOR shall assume full responsibility for payments of federal, state and local taxes or contributions imposed or required under the social security, workers' compensation or income tax law, or any disability or unemployment law, or retirement contribution of any sort whatever, concerning CONTRACTOR or any employee and shall further indemnify, pay for the defense of, and hold harmless DISTRICT of and from any such payment or liability arising out of or in any manner connected with CONTRACTOR's performance under this Agreement. The CONTRACTOR shall take out, prior to the commencement of any program, presentation or work, and maintain through the completion of any such program, presentation or work, General Liability insurance of a $1,000,000.00 minimum per occurrence and $2,000,000 in aggregate and to produce and provide to the DISTRICT a valid and current Certificate of Insurance naming the DISTRICT and the California Schools Risk Management as additional insured. Consultants, Independent Charter Schools, Professional Service Providers including but not limited to auditors, engineers, insurance brokers, specified medical practitioners, bus transportation, and contractors, etc., shall take out, prior to commencement of any program, presentation or work, and maintain through the completion of any such program, insurance as noted at etiwanda.org/insurance.
7. *PAYMENT:* Unless otherwise specified, the Contractor shall render invoices for materials delivered or services performed under the Contract. Payments will be made within 30 days, dependent on County audit status, upon receipt and verification of CONTRACTOR's invoice for services delivered. The DISTRICT shall make payment for materials, supplies, or other services furnished under this Agreement within a reasonable and proper time after acceptance thereof by the authorized DISTRICT representative. Should the Contractor utilize subcontractors on the Project, the DISTRICT will retain five percent (5%) of the Project cost for a period not to exceed sixty (60) days after the Project has been completed. The DISTRICT may withhold a sufficient amount or amounts of any payment or payments otherwise due to the Contractor, as in its judgment may be necessary to cover:
   (a) Payments which may be past due and payable for just claims against the Contractor or any subcontractors for labor or materials furnished in the performance under this Contract.
   (b) The cost of defective work which the Contractor has not remedied.
   (c) Penalties for violation of labor laws.
   (d) Damage to the DISTRICT or another subcontractor.
   (e) Site clean-up.
8. *ASSIGNMENTS OF CONTRACT:* The Contractor shall not assign or transfer by operation of law or otherwise any or all of its rights, burdens, duties, or obligations without the prior written consent of the DISTRICT and without such consent all services hereunder are to be performed solely by CONTRACTOR, its officers, agents and employees.
9. *AGREEMENT CHANGES:* No changes or alternations to this agreement shall be made without specific prior approval by the DISTRICT; and in no event shall the change or alteration exceed 10% of agreement.
10. *NOTIFICATION:* Any notices to be given hereunder by either party to the other may be affected either by personal delivery in writing or by mail, registered or certified, postage prepaid with return receipt requested. Notices shall be deemed given and served upon delivery personally, or three (3) days after depositing in the United States Mail. Mailed notices shall be

addressed to the parties at the addresses set forth in this Agreement for DISTRICT and CONTRACTOR. The foregoing addresses may be changed by written notice to the other party as provided herein.

11. *USE OF MATERIALS:* CONTRACTOR shall advise DISTRICT of any and all materials used, or recommended for use by CONTRACTOR in the performance of this Agreement, that are subject to any copyright restrictions or requirements. In the event CONTRACTOR shall fail to so advise DISTRICT and as a result of the use of any programs or materials developed or used by CONTRACTOR under this Agreement, DISTRICT should be found in violation of any copyright restrictions or requirement, CONTRACTOR agrees to indemnify, defend and hold harmless, the DISTRICT against any action or claim brought by the copyright holder.
12. *SUBSTITUTIONS:* No substitutions of materials specified shall be made without the prior approval of the DISTRICT.
13. *HAZARDOUS WASTES AND UNKNOWN PHYSICAL CONDITIONS: The* contractor is hereby notified of Public Contract Code Section 1704 which requires the contractor to notify the DISTRICT in writing of: (1) any material the contractor believes may be hazardous waste; (2) subsurface or latent physical conditions at the site differing from those indicated: (3) unknown physical conditions or any unusual nature, different materially from those ordinarily encountered and generally recognized as inherent in work of the character provided for in the agreement.
14. *GOVERNANCE:* This Agreement shall be governed by and construed in accordance with the laws of the State of California.
15. *AUDITS:* Pursuant to and in accordance with the provisions of Government Code Section 8546.7 or any amendments thereto, all books, records and files of DISTRICT, CONTRACTOR, or any SUBCONTRACTOR connected with the performance of this Agreement involving the expenditure of public funds in excess of Ten Thousand Dollars ($10,000), including, but not limited to the administration thereof, shall be subject to the examination and audit of the State Auditor of the State of California, at the request of DISTRICT or as a part of any audit of DISTRICT, for a period of three (3) years after final payment is made under this Agreement. CONTRACTOR shall preserve and cause to be preserved such books, records and files for the audit period.
16. *SAFETY AND SECURITY:* It shall be the responsibility of the Contractor to ascertain from the DISTRICT, the rules and regulations pertaining to safety, security and driving on school grounds, particularly when children are present.
17. *DOCUMENT CONFLICT:* In case of conflict between specifications and drawings and/or actual site conditions, such conflicts shall be resolved by a DISTRICT representative prior to the furtherance of the work.
18. *LABOR CODE:* Should this Project exceed One Thousand Dollars ($1,000), Contractor shall comply with the applicable provisions of the Labor Code, Division 2, Part 7, CH. 1 Articles1.5, including the payment of the general prevailing wage rates. Copies of the prevailing rate of per diem wages are located at https://www.dir.ca.gov/public-works/prevailing-wage.html. Contractor shall maintain for audit by the DISTRICT, certified payroll records applicable to this Contract, starting wage rates, trades, payments made, and employee signatures. Copies of these records shall be furnished to the DISTRICT upon request. The Contractor must post these rates at the job site.
    (a) Apprenticeable Occupations: The Contractor shall be responsible for compliance with Labor Code Section 1777.5 for all apprenticeable occupations.
19. *PROTECTION OF WORK & PROPERTY:* The Contractor shall erect and properly maintain at all times, as required by conditions and progress of work, all necessary safe guards, signs, barriers, lights and watchmen for protection of the work and the public and shall post danger signs warning against hazards created by such features in the course of construction. In an emergency affecting life and safety of life or of work or adjoining property, Contractor, without special instruction or authorization from DISTRICT, is hereby permitted to act, at his/her discretion, to prevent such threatened loss or injury.
20. *ACCESS TO WORK*: DISTRICT representatives shall at all times have access to work, wherever it is in preparation or progress. Contractor shall provide safe and proper facilities for such access.
21. *OCCUPANCY:* DISTRICT reserves the right to occupy buildings at any time before agreement completion, and such occupancy shall not extend the date specified or completion of the work.
22. *FORCE MAJEURE CLAUSE:* The parties to the Agreement shall be excused from performance there under during the time and to the extent that they are prevented from obtaining, delivering or performing by act of God, fire, strike, loss, or shortage of transportation facilities, lock-out, commandeering of materials, products, plants or facilities by the government, when satisfactory evidence thereof is presented to the DISTRICT, provided that it is satisfactorily established that the non-performance is not due to the fault or neglect of the party not performing.
23. *PERMITS AND LICENSES:* The Contractor and all of his/her employees or agents shall secure and maintain such licenses and permits as are required by law, in connection with the furnishing of materials, supplies or services herein listed.
24. *CLEAN UP:* Debris shall be removed from the premises. Job site shall be free of debris at all times when work is not actually being performed.
25. *REBATES:* Any financial rebates, refunds, inducements, or incentives issued by vendor in connection with agreement shall accrue directly to school district and not to any employee. If school district determines that vendor promised or provided any such incentive to school district employee, school district, in its sole discretion, may terminate any existing or future orders from vendor and/or take other appropriate action.
26. *LIQUIDATED DAMAGES:* Time is of the essence in this contract. Unless specified elsewhere in the agreement documents, if the work is not completed in the time allotted in the agreement documents it is agreed that Contractor shall pay to the DISTRICT as fixed and liquidated damages the amount of $50.00 for each calendar day of delay until work is completed and accepted.

27. *TERMINATION:* DISTRICT may terminate this Agreement and will be relieved of all obligations under this Agreement should CONTRACTOR fail to perform any of the terms and conditions hereof at the time and place set forth herein or in the event of an unexcused delay by the CONTRACTOR. DISTRICT may terminate this Agreement at any time and for any reason by giving written notice to CONTRACTOR of such termination and specifying the effective date thereof, at least seven (7) calendar days before the effective date of such termination. In the event of termination, CONTRACTOR shall be paid the reasonable value of the services rendered up to the date of such termination, as determined by DISTRICT; all finished or unfinished documents prepared by CONTRACTOR shall become the property of the DISTRICT; and CONTRACTOR hereby waives any and all claims for damages or compensation arising under this Agreement, except as set forth herein.
28. *DISPUTES*: In the event of a dispute between the parties as to the performance of the work included in the project, the interpretations of the bid or agreement document, or payment or nonpayment for work performed or not performed, the parties shall attempt to resolve the dispute. Pending resolution of the dispute, the Contractor agrees to continue the work diligently to completion. If the dispute is not resolved, the Contractor agrees it will neither rescind the agreement nor stop the progress of the work, but the Contractor's sole remedy shall be to submit such controversy to determination by a court of the State of California, in San Bernardino County, having competent jurisdiction of the dispute, after the project has been completed, and not before.
29. *DEBARMENT AND SUSPENSION:* In accordance with Executive Orders 12549 & 12689 (Debarment and Suspension), Seller certified by entering into this transaction, that neither it nor its principals are presently debarred, suspended, proposed for debarred, suspended, proposed for debarment, declared ineligible or voluntarily excluded form participation in this transaction by any federal department or agency.
30. *ATTORNEY'S FEES:* If suit is brought by either party to this Agreement to enforce any of its terms, the losing party shall pay the prevailing party all litigation expenses incurred, including attorney's fees, court costs, expert witness fees, and investigation expenses.
31. *DEFAULT BY CONTRACTOR:* Failure to comply with any of the terms and or conditions of this agreement shall constitute default by the contractor.
32. *WORKPLACE VIOLENCE PREVENTION PLAN:* Vendor, at its sole cost and expense, and as necessary to satisfy the requirements of the District's Workplace Violence Prevention Plan (WVPP), as provided on the District's website, will ensure that all required training is completed. Vendor must provide for completion of all required WVPP training, in the District's required format, prior to any of the Vendor's personnel coming into contact with the District's employees or students.

SPORTS FACILITIES GROUP, INC.

Quote #: 27505
Date: 04-23-2026
Expires: 05-23-2026
Terms: Net 30

Contractors License# 676578
PO Box 7024
Riverside, CA 92503

DIR# 1000002632
Toll Free:866-311-7344(SFGI)
Fax: 951-637-8406

Quoted By: Matt Buchholz
mattb@sportsfacilitiesgroup.com

Bill To

Accounts Payable
Etiwanda School District
12999 Victoria St.
Etiwanda, CA 91739
Ph: 909-899-2451
Fax: 909-463-3645

Ship To

Tony Hernandez
Day Creek Intermediate, Etiwanda Intermediate
Heritage Intermediate, Summit Intermediate
various addresses
Etiwanda, CA 91739
Ph: 951-803-3161
tony_hernandez@etiwanda.k12.ca.us

Description Of Work

Service contract for the telescoping indoor bleachers in the gymnasium at all four intermediate schools to be performed once within fiscal year 2025-2026.

Prevailing Wage Rates

Included

Bleachers are adjusted, lubricated, small parts/hardware replaced as needed.
Floor and wall anchors are inspected and tightened as needed.
Motor systems are cleaned, lubricated, and adjusted as needed.
Row locks are adjusted or replaced as needed.
All understructure is inspected for structural issues.
All planks, seats, safety rails, and disabled access areas are inspected for safety and proper function.

Exceptions

Major component replacement is not included and will be quoted separately upon discovery.

Labor	$10,000.00
Parts	$0.00
Freight	$0.00
Tax	$0.00
Total	$10,000.00

PROPOSAL AMOUNT APPROVED

Mike Higgins, Architect, AIA, LEED AP
Director of Operations and Facilities
Etiwanda School District

Date: _____

APR 29 2026

Reference #: ESD-APS-0000090
Contract #: RC052826R-03

Etiwanda School District
Agreement for Professional Services

Please check type of service: Contractor

Originating School or Department: Operations & Facilities Date: 05/05/2026

WHEREAS, CONTRACTOR represents that he or she is specially trained, experienced, and competent to provide the special services and to give the advice called for by this Agreement; and

WHEREAS, DISTRICT has determined that it has a need to enter into this Agreement with CONTRACTOR for the special services and advice described herein.

NOW THEREFORE, The DISTRICT hereby engages CONTRACTOR, and CONTRACTOR agrees to perform the professional services as hereinafter set forth and it is mutually agreed by the parties hereto as follows:

1. *THIS AGREEMENT* is made and entered into this 05/05/2026 (date) by and between the Etiwanda School DISTRICT, located at 6061 East Avenue, Etiwanda, California, 91739, (hereafter "DISTRICT"), and FROG ENVIRONMENTAL, (hereafter "CONTRACTOR") located at

   Address: 965 E. WILLOW ST City: SIGNAL HILL Zip: 90755

   Social Security Number or Taxpayer I.D. No. (for 1099): 300362272

2. *TERM:* The term of this agreement shall be for the period commencing on 07/01/2026 (date) through 06/30/2027 (date) inclusive; or, services shall be provided on the following dates _____.

3. *SCOPE:* The scope of work for this agreement is as follows (detailed statement of work may be attached in lieu of description):
   ANNUAL BASIC MONITORING PLAN AND SAMPLING SERVICE FOR STORMWATER - 2026-2027

4. *COMPENSATION:* The DISTRICT agrees to pay CONTRACTOR the amount of 4,760.00 for the performance of all services rendered pursuant to this Agreement. Payments will be made within 30 days, dependent on County audit status, upon receipt and verification of CONTRACTOR's invoice for services delivered. The CONTRACTOR shall provide its own equipment, vehicle, materials, supplies, food, travel, lodging, incidentals and tools, etc. which may be required for the proper performance of this Agreement. The CONTRACTOR is responsible for any retirement fees and State and Federal taxes associated with this agreement. Each party shall cooperate with the other party.

5. *FINGERPRINT OBLIGATIONS OF CONSULTANT:*

   No If the box to the left is yes, CONTRACTOR shall comply with the requirements of Education Code Section 45125.1 with respect to fingerprinting of employees who may have contact with the DISTRICT'S pupils and shall complete and include the attached Fingerprint Requirement Form and Exhibit A (List of Employees Who May Come in Contact with Pupils). If at any time during the term of this Agreement CONTRACTOR is either notified by the Department of Justice or otherwise becomes aware that any employee of CONTRACTOR performing services under this Agreement has been arrested or convicted of a violent or serious felony listed in Penal Code section 667.5(c) or Penal Code section 1192.7, respectively, CONTRACTOR agrees to immediately notify the DISTRICT and remove said employee from performing services on this Agreement.

IN WITNESS WHEREOF, the DISTRICT and CONTRACTOR have executed this Agreement effective as of the date written first above and becoming valid upon approval of the Etiwanda School DISTRICT.

CONTRACTOR:	Hurley Jorge Signature of CONTRACTOR	05/05/2026 Date
ETIWANDA SCHOOL DISTRICT:	Michael Higgins Signature of Superintendent/Designee	05/08/2026 Date

1 Quote/Backup

AGREEMENT TERMS & CONDITIONS

1. *STATUS OF CONTRACTOR:* It is agreed that the DISTRICT is interested only in the results obtained from service hereunder and that the CONTRACTOR shall perform as an independent CONTRACTOR with sole control of the manner and means of performing the services required under this Agreement. CONTRACTOR shall complete this Agreement according to its own methods of work which shall be in the exclusive charge and control of the CONTRACTOR and which shall not be subject to control or supervision by the DISTRICT except as to the results of the work. CONTRACTOR is, for all purposes arising out of this Agreement, an independent CONTRACTOR, and neither CONTRACTOR nor its employees shall be deemed an employee, officer or agent of the DISTRICT for any purpose. It is expressly understood and agreed that CONTRACTOR and its employees shall in no event be entitled to any DISTRICT benefits to which DISTRICT employees are entitled, including, but not limited to, overtime, retirement benefits, insurance, vacation, worker's compensation benefits, sick or injury leave, or other benefits.
   (a) CONTRACTOR may, at CONTRACTOR's own expense, employ such assistants as CONTRACTOR deems necessary to perform the services required of CONTRACTOR by this Agreement. DISTRICT will not train, control, direct, or supervise CONTRACTOR's assistants or employees in the performance of those services.
   (b) If CONTRACTOR is a regular employee of a public entity, all services which CONTRACTOR renders under this Agreement will be performed at times other than CONTRACTOR's regular assigned work day for said entity, or during periods of vacation or leave of absence from said entity.
   (c) CONTRACTOR agrees to procure and maintain in full force and effect worker's compensation insurance covering his or her employees and agents while these persons are participating in the activities hereunder. In the event a claim under the provisions of California Worker's Compensation Act is filed against the DISTRICT by a bona fide employee of CONTRACTOR participating under this Agreement, CONTRACTOR agrees to defend and hold harmless the DISTRICT from such claims.
   (d) The Contractor shall furnish all tools, equipment, apparatus, facilities, transportation, labor, travel, lodging, incidentals and material necessary to furnish the service herein described, the service to be performed at such times and places as directed by and subject to the approval of the authorized DISTRICT representative indicated in the specifications.
2. *WORKMEN AND SUB CONTRACTOR:*
   (a) Contractor shall at all times enforce strict discipline and good order among his/her employees and subcontractors and shall not employ on this work any unfit person or anyone not skilled in work assigned to him/her.
   (b) Any person in the employ of the Contractor whom the DISTRICT may deem incompetent or unfit shall be dismissed from work and shall not again be employed on it except with written consent of the DISTRICT.
   (c) Sub-contractors, if any engaged by the Contractor for this service shall be subject to the approval of the DISTRICT. Contractor shall be held responsible for all operations of sub-contractors and shall require them to maintain adequate Worker's Compensation and public liability insurance.
   (d) Contractor shall provide continuous competent supervision of personnel employed on the job, use of equipment and quality of workmanship.
3. *ANTI DISCRIMINATION:* It is the policy of the Etiwanda School District Board of Trustees, that in connection with all work performed under Construction and Purchasing Contracts, there be no discrimination against any employees engaged in the work because of race, color, ancestry, national origin, age, religious creed, marital status, pregnancy, physical or mental disability, medical condition, genetic information, military and veteran status, sex or sexual orientation, gender, gender identity, gender expression, or association with a person or group with one or more of these actual or perceived characteristics, and therefore the Contractor agrees to comply with applicable federal and California laws including, but not limited to the California Fair Employment Practice Act, beginning with Labor-Code Section 1410 and Labor Code Section 1735. In addition, the Contractor agrees to require like compliances by all sub-contractors employed on the work by him/her.
4. *OWNERSHIP OF WORK PRODUCT AND CONFIDENTIALITY:* All products of work produced pursuant to this Agreement shall be the sole property of the DISTRICT and no reproduction of any portions of the work product may be made in any form without the express written consent of the DISTRICT. DISTRICT and CONTRACTOR mutually agree that any written material or any copyrightable work of any nature created by CONTRACTOR pursuant to this Agreement shall be considered a "work made for hire" and DISTRICT the "copyright owner" thereof as those terms are defined in Title 17 of the United States Code, Section 101, and that DISTRICT shall own all of the rights comprised in the copyright of said written material or copyrightable work. CONTRACTOR shall hold in trust for the DISTRICT, and shall not disclose to any person, any confidential information. Confidential information is information which is related to the DISTRICT's research, development, trade secrets and business affairs; but does not include information which is generally known or easily ascertainable by non-parties through available public documentation. Contractor shall observe all Federal, State, and local laws and regulations, including, but not limited to, the Health Insurance Portability and Accountability Act (HIPAA) of 1996, the Family Educational Rights and Privacy Act and any subsequent revisions thereto, concerning the security and privacy of student/patient records and information, as applicable. For software agreements, unless otherwise specified, the data is owned by the DISTRICT, not the program.

5. *HOLD HARMLESS CLAUSE:* The Contractor agrees to and does hereby indemnify and hold harmless the DISTRICT, its officers, agents, and employees from every claim or demand made, and every liability, loss, damage, or expense, of any nature whatsoever, which may be incurred by reason of:
    (a) Liability for damage for (1) death or bodily injury to persons, (2) injury to, loss theft of property, or (3) any other loss, damage or expense arising under either (1) or (2) above, sustained by the Contractor or any person, firm or corporation employed by the Contractor upon or in connection with the work called for in this Agreement, except for liability resulting from the sole negligence or willful misconduct of the DISTRICT, its officers, employees, agents or independent contractors who are directly employed by the DISTRICT, and:
    (b) Any injury to or death of persons or damage to property caused by any act, neglect, default or omission of the Contractor, or any person, firm, or corporation employed by the Contractor, either directly or my independent contract, including all damages due to loss of or theft, sustained by any person, firm or corporation, including the DISTRICT, arising out of, or in any way connected with the work covered by this agreement, whether said injury or damage occurs either on or off school district property, if the liability arose from the negligence or willful misconduct or anyone employed by the Contractor, whether directly or by independent contract.
    (c) The Contractor, at his own expense, cost and risk, shall defend any and all actions, suits or other proceedings that may be brought or instituted against the DISTRICT, its officers, agents or employees, on any such claim, demand or liability, and shall pay or satisfy any judgment that may be rendered against the DISTRICT, its officers, agents or employees in any action, suit, or other proceedings as a result thereof.
    (d) Any liability which may arise from the furnishing of use of any copyrighted or uncopyrighted composition, secret process, or patented or unpatented invention, under the Contract.
6. *INSURANCE:* The CONTRACTOR shall, at his or her expense, carry adequate insurance to fully protect both the CONTRACTOR and the DISTRICT from any and all claims of any nature for damage to property or for personal injury including death, which may arise while the CONTRACTOR is traveling to or from a work-related location. CONTRACTOR shall indemnify, pay for the defense of, and hold harmless DISTRICT and its officers, agents and employees of and from any and all liabilities, claims, debts, damages, demands, suits, actions and causes of actions of whatsoever kind, nature or sort which may be incurred by reason of CONTRACTOR's negligent or willful acts and/or omissions in rendering any services hereunder. CONTRACTOR shall assume full responsibility for payments of federal, state and local taxes or contributions imposed or required under the social security, workers' compensation or income tax law, or any disability or unemployment law, or retirement contribution of any sort whatever, concerning CONTRACTOR or any employee and shall further indemnify, pay for the defense of, and hold harmless DISTRICT of and from any such payment or liability arising out of or in any manner connected with CONTRACTOR's performance under this Agreement. The CONTRACTOR shall take out, prior to the commencement of any program, presentation or work, and maintain through the completion of any such program, presentation or work, General Liability insurance of a $1,000,000.00 minimum per occurrence and $2,000,000 in aggregate and to produce and provide to the DISTRICT a valid and current Certificate of Insurance naming the DISTRICT and the California Schools Risk Management as additional insured. Consultants, Independent Charter Schools, Professional Service Providers including but not limited to auditors, engineers, insurance brokers, specified medical practitioners, bus transportation, and contractors, etc., shall take out, prior to commencement of any program, presentation or work, and maintain through the completion of any such program, insurance as noted at etiwanda.org/insurance.
7. *PAYMENT:* Unless otherwise specified, the Contractor shall render invoices for materials delivered or services performed under the Contract. Payments will be made within 30 days, dependent on County audit status, upon receipt and verification of CONTRACTOR's invoice for services delivered. The DISTRICT shall make payment for materials, supplies, or other services furnished under this Agreement within a reasonable and proper time after acceptance thereof by the authorized DISTRICT representative. Should the Contractor utilize subcontractors on the Project, the DISTRICT will retain five percent (5%) of the Project cost for a period not to exceed sixty (60) days after the Project has been completed. The DISTRICT may withhold a sufficient amount or amounts of any payment or payments otherwise due to the Contractor, as in its judgment may be necessary to cover:
    (a) Payments which may be past due and payable for just claims against the Contractor or any subcontractors for labor or materials furnished in the performance under this Contract.
    (b) The cost of defective work which the Contractor has not remedied.
    (c) Penalties for violation of labor laws.
    (d) Damage to the DISTRICT or another subcontractor.
    (e) Site clean-up.
8. *ASSIGNMENTS OF CONTRACT:* The Contractor shall not assign or transfer by operation of law or otherwise any or all of its rights, burdens, duties, or obligations without the prior written consent of the DISTRICT and without such consent all services hereunder are to be performed solely by CONTRACTOR, its officers, agents and employees.
9. *AGREEMENT CHANGES:* No changes or alternations to this agreement shall be made without specific prior approval by the DISTRICT; and in no event shall the change or alteration exceed 10% of agreement.
10. *NOTIFICATION:* Any notices to be given hereunder by either party to the other may be affected either by personal delivery in writing or by mail, registered or certified, postage prepaid with return receipt requested. Notices shall be deemed given and served upon delivery personally, or three (3) days after depositing in the United States Mail. Mailed notices shall be

addressed to the parties at the addresses set forth in this Agreement for DISTRICT and CONTRACTOR. The foregoing addresses may be changed by written notice to the other party as provided herein.

11. *USE OF MATERIALS:* CONTRACTOR shall advise DISTRICT of any and all materials used, or recommended for use by CONTRACTOR in the performance of this Agreement, that are subject to any copyright restrictions or requirements. In the event CONTRACTOR shall fail to so advise DISTRICT and as a result of the use of any programs or materials developed or used by CONTRACTOR under this Agreement, DISTRICT should be found in violation of any copyright restrictions or requirement, CONTRACTOR agrees to indemnify, defend and hold harmless, the DISTRICT against any action or claim brought by the copyright holder.
12. *SUBSTITUTIONS:* No substitutions of materials specified shall be made without the prior approval of the DISTRICT.
13. *HAZARDOUS WASTES AND UNKNOWN PHYSICAL CONDITIONS: The* contractor is hereby notified of Public Contract Code Section 1704 which requires the contractor to notify the DISTRICT in writing of: (1) any material the contractor believes may be hazardous waste; (2) subsurface or latent physical conditions at the site differing from those indicated: (3) unknown physical conditions or any unusual nature, different materially from those ordinarily encountered and generally recognized as inherent in work of the character provided for in the agreement.
14. *GOVERNANCE:* This Agreement shall be governed by and construed in accordance with the laws of the State of California.
15. *AUDITS:* Pursuant to and in accordance with the provisions of Government Code Section 8546.7 or any amendments thereto, all books, records and files of DISTRICT, CONTRACTOR, or any SUBCONTRACTOR connected with the performance of this Agreement involving the expenditure of public funds in excess of Ten Thousand Dollars ($10,000), including, but not limited to the administration thereof, shall be subject to the examination and audit of the State Auditor of the State of California, at the request of DISTRICT or as a part of any audit of DISTRICT, for a period of three (3) years after final payment is made under this Agreement. CONTRACTOR shall preserve and cause to be preserved such books, records and files for the audit period.
16. *SAFETY AND SECURITY:* It shall be the responsibility of the Contractor to ascertain from the DISTRICT, the rules and regulations pertaining to safety, security and driving on school grounds, particularly when children are present.
17. *DOCUMENT CONFLICT:* In case of conflict between specifications and drawings and/or actual site conditions, such conflicts shall be resolved by a DISTRICT representative prior to the furtherance of the work.
18. *LABOR CODE:* Should this Project exceed One Thousand Dollars ($1,000), Contractor shall comply with the applicable provisions of the Labor Code, Division 2, Part 7, CH. 1 Articles1.5, including the payment of the general prevailing wage rates. Copies of the prevailing rate of per diem wages are located at https://www.dir.ca.gov/public-works/prevailing-wage.html. Contractor shall maintain for audit by the DISTRICT, certified payroll records applicable to this Contract, starting wage rates, trades, payments made, and employee signatures. Copies of these records shall be furnished to the DISTRICT upon request. The Contractor must post these rates at the job site.
    (a) Apprenticeable Occupations: The Contractor shall be responsible for compliance with Labor Code Section 1777.5 for all apprenticeable occupations.
19. *PROTECTION OF WORK & PROPERTY:* The Contractor shall erect and properly maintain at all times, as required by conditions and progress of work, all necessary safe guards, signs, barriers, lights and watchmen for protection of the work and the public and shall post danger signs warning against hazards created by such features in the course of construction. In an emergency affecting life and safety of life or of work or adjoining property, Contractor, without special instruction or authorization from DISTRICT, is hereby permitted to act, at his/her discretion, to prevent such threatened loss or injury.
20. *ACCESS TO WORK*: DISTRICT representatives shall at all times have access to work, wherever it is in preparation or progress. Contractor shall provide safe and proper facilities for such access.
21. *OCCUPANCY:* DISTRICT reserves the right to occupy buildings at any time before agreement completion, and such occupancy shall not extend the date specified or completion of the work.
22. *FORCE MAJEURE CLAUSE:* The parties to the Agreement shall be excused from performance there under during the time and to the extent that they are prevented from obtaining, delivering or performing by act of God, fire, strike, loss, or shortage of transportation facilities, lock-out, commandeering of materials, products, plants or facilities by the government, when satisfactory evidence thereof is presented to the DISTRICT, provided that it is satisfactorily established that the non-performance is not due to the fault or neglect of the party not performing.
23. *PERMITS AND LICENSES:* The Contractor and all of his/her employees or agents shall secure and maintain such licenses and permits as are required by law, in connection with the furnishing of materials, supplies or services herein listed.
24. *CLEAN UP:* Debris shall be removed from the premises. Job site shall be free of debris at all times when work is not actually being performed.
25. *REBATES:* Any financial rebates, refunds, inducements, or incentives issued by vendor in connection with agreement shall accrue directly to school district and not to any employee. If school district determines that vendor promised or provided any such incentive to school district employee, school district, in its sole discretion, may terminate any existing or future orders from vendor and/or take other appropriate action.
26. *LIQUIDATED DAMAGES:* Time is of the essence in this contract. Unless specified elsewhere in the agreement documents, if the work is not completed in the time allotted in the agreement documents it is agreed that Contractor shall pay to the DISTRICT as fixed and liquidated damages the amount of $50.00 for each calendar day of delay until work is completed and accepted.

27. *TERMINATION:* DISTRICT may terminate this Agreement and will be relieved of all obligations under this Agreement should CONTRACTOR fail to perform any of the terms and conditions hereof at the time and place set forth herein or in the event of an unexcused delay by the CONTRACTOR. DISTRICT may terminate this Agreement at any time and for any reason by giving written notice to CONTRACTOR of such termination and specifying the effective date thereof, at least seven (7) calendar days before the effective date of such termination. In the event of termination, CONTRACTOR shall be paid the reasonable value of the services rendered up to the date of such termination, as determined by DISTRICT; all finished or unfinished documents prepared by CONTRACTOR shall become the property of the DISTRICT; and CONTRACTOR hereby waives any and all claims for damages or compensation arising under this Agreement, except as set forth herein.
28. *DISPUTES*: In the event of a dispute between the parties as to the performance of the work included in the project, the interpretations of the bid or agreement document, or payment or nonpayment for work performed or not performed, the parties shall attempt to resolve the dispute. Pending resolution of the dispute, the Contractor agrees to continue the work diligently to completion. If the dispute is not resolved, the Contractor agrees it will neither rescind the agreement nor stop the progress of the work, but the Contractor's sole remedy shall be to submit such controversy to determination by a court of the State of California, in San Bernardino County, having competent jurisdiction of the dispute, after the project has been completed, and not before.
29. *DEBARMENT AND SUSPENSION:* In accordance with Executive Orders 12549 & 12689 (Debarment and Suspension), Seller certified by entering into this transaction, that neither it nor its principals are presently debarred, suspended, proposed for debarred, suspended, proposed for debarment, declared ineligible or voluntarily excluded form participation in this transaction by any federal department or agency.
30. *ATTORNEY'S FEES:* If suit is brought by either party to this Agreement to enforce any of its terms, the losing party shall pay the prevailing party all litigation expenses incurred, including attorney's fees, court costs, expert witness fees, and investigation expenses.
31. *DEFAULT BY CONTRACTOR:* Failure to comply with any of the terms and or conditions of this agreement shall constitute default by the contractor.
32. *WORKPLACE VIOLENCE PREVENTION PLAN:* Vendor, at its sole cost and expense, and as necessary to satisfy the requirements of the District's Workplace Violence Prevention Plan (WVPP), as provided on the District's website, will ensure that all required training is completed. Vendor must provide for completion of all required WVPP training, in the District's required format, prior to any of the Vendor's personnel coming into contact with the District's employees or students.

FROG ENVIRONMENTAL

THIS IS NOT AN INVOICE

965 E Willow Street
Signal Hill California 90755

STATEMENT OF WORK

Billing Address

Etiwanda Operations Center
Etiwanda School District
6061 East Avenue
Etiwanda, CA 91739

Estimate #
EST-004140

Facility Address

6012 East Avenue
Etiwanda, CA 91739
WDID: 8 36I030868

Estimate Date

Apr 29, 2026

3003622272

Subject :

2026-2027 Stormwater Year

#	Item & Description	Qty	Rate	Amount
1	**IGP Basic Monitoring** • Provide Monitoring Plan - includes compliance forms, sampling instructions, and pertinent guidance for meeting reporting requirements • Perform facility visual observations, inspections, and site assessments throughout the year – includes comprehensive BMP evaluations, compliance assessments, and electronic report of findings • Records audit of the facility's required permit and monitoring documents • Monitoring Specific Training on performing required observations, form completion, BMP implementation, storm event preparation, sampling, and applicable IGP training as needed • SMARTS management - account setup and administrative support such as uploading plans, sample results*, and required reports • Rain Alerts • Basic SWPPP updates are included for SWPPPs written by Frog *$75 applicable, per event, when a client uses their own lab and Frog uploads the results in Frog's proprietary system to properly track and for the upload into SMARTS. • Annual Report • Annual Comprehensive Facility Compliance Evaluation (ACFCE) - inspection of potential pollutant sources and drainage areas; implemented BMPs and effectiveness; review of Observations, storm water samples, and all compliance records; assessment of overall compliance • Completion of Report on SMARTS summarizing annual compliance which may require explaining non-compliance and facility specific circumstances, making HUC-10 or TMDL pollutant determinations, and conducting additional research for proper completion • Report competed by the regulatory deadline - July 15th of each reporting	1.00	2,872.00	2,872.00

#	Item & Description	Qty	Rate	Amount
	year Summary of Service: Annual Training, Monthly Observations (as applicable), BMP recommendations, Annual Comprehensive Facility Compliance Evaluation (Annual Evaluation), Annual Report, SMARTS oversight, Sample Management. This service is an Auto-Renewal service. With the start of each Stormwater Year, commencing July 01, a minimum baseline price adjustment of 2.00% and up to 3.00% will be applied. Billing: The invoicing term is concurrent with the Storm Water Year which is July 1st to June 30th. Invoicing occurs bi-annually on July 1st and January 1st of each year except for sampling, which is invoiced separately. Payment is due upon receipt and applicable terms.			
2	**Sampling Service- Basic** Up to four (4) samples are required. Regardless of the quantity of samples, each will result in a separate billing for applicable services. • Client performs storm event sampling and utilizes Frog for sample pick-up, quality control, delivery to lab for analysis, interpretation of results, and SMARTS reporting • Frog provides sampling supplies, required forms, rain alerts, training, and guidance. • Number of points and additional parameters may be amended based on SWPPP requirements. • Additional charges may apply if Client requires assistance for SMARTS uploading. • This is an Auto-Renewal service Cost for Run-Off Sampling per event based on 2 point(s) and additional parameters: None $472 total per event ($236 per point) Sample Upload Administrative Fee: $75 applicable, per event, when a client uses their own lab and Frog uploads the results in Frog's proprietary system to properly track and for the upload into SMARTS. Sample Attempt Fee: $125 applicable (only applies if Frog is contracted to sample for you) if Frog arrives for a collection but is unable to collect a sample because the facility is locked, can't gain access, etc. You will not be billed if we mobilize, and the rain doesn't happen.	4.00 point	472.00	1,888.00

PROPOSAL AMOUNT APPROVED

[illegible] Higgins, Architect, AIA, LEED AP
Director of Operations and Facilities
Etiwanda School District
Date: APR 29 2026

This is an ESTIMATE for the services or products listed above. Upon your acceptance of this ESTIMATE, an Invoice will be created and emailed for payment. Please do NOT submit payment until you have received an Invoice for services or products.

Estimates are valid for 30 days unless otherwise stated above.

Sub Total	4,760.00
NOT AN INVOICE- Estimated Total	**$4,760.00**

TERMS & CONDITIONS

This Statement of Work (SOW) is agreed to in accordance with the Terms and Conditions stated within the Master Service Agreement (MSA). The SOW and MSA constitute the entire agreement between the parties hereto with respect to the subject matter hereof and supersedes all other oral or written representations, understandings, or agreements relating to the subject matter hereof.

Reference #: ESD-APS-0000084
Contract #: WH052826R-02

Etiwanda School District
Agreement for Professional Services

Please check type of service: Consultant

Originating School or Department: West Heritage Elementary Date: 04/17/2026

WHEREAS, CONTRACTOR represents that he or she is specially trained, experienced, and competent to provide the special services and to give the advice called for by this Agreement; and

WHEREAS, DISTRICT has determined that it has a need to enter into this Agreement with CONTRACTOR for the special services and advice described herein.

NOW THEREFORE, The DISTRICT hereby engages CONTRACTOR, and CONTRACTOR agrees to perform the professional services as hereinafter set forth and it is mutually agreed by the parties hereto as follows:

1. *THIS AGREEMENT* is made and entered into this 03/27/2026 (date) by and between the Etiwanda School DISTRICT, located at 6061 East Avenue, Etiwanda, California, 91739, (hereafter "DISTRICT"), and California Math Festival (Paul Giganti), (hereafter "CONTRACTOR") located at

   Address: 805 Jackson St City: Albany, CA Zip: 94706

   Social Security Number or Taxpayer I.D. No. (for 1099): xx xxxxxxx

2. *TERM:* The term of this agreement shall be for the period commencing on 01/20/2027 (date) through 01/20/2027 (date) inclusive; or, services shall be provided on the following dates .

3. *SCOPE:* The scope of work for this agreement is as follows (detailed statement of work may be attached in lieu of description):
   Student and family Math Festival including a Teacher Math Festival workshop

4. *COMPENSATION:* The DISTRICT agrees to pay CONTRACTOR the amount of 4,714.00 for the performance of all services rendered pursuant to this Agreement. Payments will be made within 30 days, dependent on County audit status, upon receipt and verification of CONTRACTOR's invoice for services delivered. The CONTRACTOR shall provide its own equipment, vehicle, materials, supplies, food, travel, lodging, incidentals and tools, etc. which may be required for the proper performance of this Agreement. The CONTRACTOR is responsible for any retirement fees and State and Federal taxes associated with this agreement. Each party shall cooperate with the other party.

5. *FINGERPRINT OBLIGATIONS OF CONSULTANT:*

   No If the box to the left is yes, CONTRACTOR shall comply with the requirements of Education Code Section 45125.1 with respect to fingerprinting of employees who may have contact with the DISTRICT'S pupils and shall complete and include the attached Fingerprint Requirement Form and Exhibit A (List of Employees Who May Come in Contact with Pupils). If at any time during the term of this Agreement CONTRACTOR is either notified by the Department of Justice or otherwise becomes aware that any employee of CONTRACTOR performing services under this Agreement has been arrested or convicted of a violent or serious felony listed in Penal Code section 667.5(c) or Penal Code section 1192.7, respectively, CONTRACTOR agrees to immediately notify the DISTRICT and remove said employee from performing services on this Agreement.

IN WITNESS WHEREOF, the DISTRICT and CONTRACTOR have executed this Agreement effective as of the date written first above and becoming valid upon approval of the Etiwanda School DISTRICT.

CONTRACTOR: Paul Giganti, Jr. — Signature of CONTRACTOR — 04/23/2026 — Date

ETIWANDA SCHOOL DISTRICT: Douglas M. Claflin — Signature of Superintendent/Designee — 04/24/2026 — Date

1 Quote/Backup

AGREEMENT TERMS & CONDITIONS

1. *STATUS OF CONTRACTOR:* It is agreed that the DISTRICT is interested only in the results obtained from service hereunder and that the CONTRACTOR shall perform as an independent CONTRACTOR with sole control of the manner and means of performing the services required under this Agreement. CONTRACTOR shall complete this Agreement according to its own methods of work which shall be in the exclusive charge and control of the CONTRACTOR and which shall not be subject to control or supervision by the DISTRICT except as to the results of the work. CONTRACTOR is, for all purposes arising out of this Agreement, an independent CONTRACTOR, and neither CONTRACTOR nor its employees shall be deemed an employee, officer or agent of the DISTRICT for any purpose. It is expressly understood and agreed that CONTRACTOR and its employees shall in no event be entitled to any DISTRICT benefits to which DISTRICT employees are entitled, including, but not limited to, overtime, retirement benefits, insurance, vacation, worker's compensation benefits, sick or injury leave, or other benefits.
   (a) CONTRACTOR may, at CONTRACTOR's own expense, employ such assistants as CONTRACTOR deems necessary to perform the services required of CONTRACTOR by this Agreement. DISTRICT will not train, control, direct, or supervise CONTRACTOR's assistants or employees in the performance of those services.
   (b) If CONTRACTOR is a regular employee of a public entity, all services which CONTRACTOR renders under this Agreement will be performed at times other than CONTRACTOR's regular assigned work day for said entity, or during periods of vacation or leave of absence from said entity.
   (c) CONTRACTOR agrees to procure and maintain in full force and effect worker's compensation insurance covering his or her employees and agents while these persons are participating in the activities hereunder. In the event a claim under the provisions of California Worker's Compensation Act is filed against the DISTRICT by a bona fide employee of CONTRACTOR participating under this Agreement, CONTRACTOR agrees to defend and hold harmless the DISTRICT from such claims.
   (d) The Contractor shall furnish all tools, equipment, apparatus, facilities, transportation, labor, travel, lodging, incidentals and material necessary to furnish the service herein described, the service to be performed at such times and places as directed by and subject to the approval of the authorized DISTRICT representative indicated in the specifications.
2. *WORKMEN AND SUB CONTRACTOR:*
   (a) Contractor shall at all times enforce strict discipline and good order among his/her employees and subcontractors and shall not employ on this work any unfit person or anyone not skilled in work assigned to him/her.
   (b) Any person in the employ of the Contractor whom the DISTRICT may deem incompetent or unfit shall be dismissed from work and shall not again be employed on it except with written consent of the DISTRICT.
   (c) Sub-contractors, if any engaged by the Contractor for this service shall be subject to the approval of the DISTRICT. Contractor shall be held responsible for all operations of sub-contractors and shall require them to maintain adequate Worker's Compensation and public liability insurance.
   (d) Contractor shall provide continuous competent supervision of personnel employed on the job, use of equipment and quality of workmanship.
3. *ANTI DISCRIMINATION:* It is the policy of the Etiwanda School District Board of Trustees, that in connection with all work performed under Construction and Purchasing Contracts, there be no discrimination against any employees engaged in the work because of race, color, ancestry, national origin, age, religious creed, marital status, pregnancy, physical or mental disability, medical condition, genetic information, military and veteran status, sex or sexual orientation, gender, gender identity, gender expression, or association with a person or group with one or more of these actual or perceived characteristics, and therefore the Contractor agrees to comply with applicable federal and California laws including, but not limited to the California Fair Employment Practice Act, beginning with Labor-Code Section 1410 and Labor Code Section 1735. In addition, the Contractor agrees to require like compliances by all sub-contractors employed on the work by him/her.
4. *OWNERSHIP OF WORK PRODUCT AND CONFIDENTIALITY:* All products of work produced pursuant to this Agreement shall be the sole property of the DISTRICT and no reproduction of any portions of the work product may be made in any form without the express written consent of the DISTRICT. DISTRICT and CONTRACTOR mutually agree that any written material or any copyrightable work of any nature created by CONTRACTOR pursuant to this Agreement shall be considered a "work made for hire" and DISTRICT the "copyright owner" thereof as those terms are defined in Title 17 of the United States Code, Section 101, and that DISTRICT shall own all of the rights comprised in the copyright of said written material or copyrightable work. CONTRACTOR shall hold in trust for the DISTRICT, and shall not disclose to any person, any confidential information. Confidential information is information which is related to the DISTRICT's research, development, trade secrets and business affairs; but does not include information which is generally known or easily ascertainable by non-parties through available public documentation. Contractor shall observe all Federal, State, and local laws and regulations, including, but not limited to, the Health Insurance Portability and Accountability Act (HIPAA) of 1996, the Family Educational Rights and Privacy Act and any subsequent revisions thereto, concerning the security and privacy of student/patient records and information, as applicable. For software agreements, unless otherwise specified, the data is owned by the DISTRICT, not the program.

5. *HOLD HARMLESS CLAUSE:* The Contractor agrees to and does hereby indemnify and hold harmless the DISTRICT, its officers, agents, and employees from every claim or demand made, and every liability, loss, damage, or expense, of any nature whatsoever, which may be incurred by reason of:
   (a) Liability for damage for (1) death or bodily injury to persons, (2) injury to, loss theft of property, or (3) any other loss, damage or expense arising under either (1) or (2) above, sustained by the Contractor or any person, firm or corporation employed by the Contractor upon or in connection with the work called for in this Agreement, except for liability resulting from the sole negligence or willful misconduct of the DISTRICT, its officers, employees, agents or independent contractors who are directly employed by the DISTRICT, and:
   (b) Any injury to or death of persons or damage to property caused by any act, neglect, default or omission of the Contractor, or any person, firm, or corporation employed by the Contractor, either directly or my independent contract, including all damages due to loss of or theft, sustained by any person, firm or corporation, including the DISTRICT, arising out of, or in any way connected with the work covered by this agreement, whether said injury or damage occurs either on or off school district property, if the liability arose from the negligence or willful misconduct or anyone employed by the Contractor, whether directly or by independent contract.
   (c) The Contractor, at his own expense, cost and risk, shall defend any and all actions, suits or other proceedings that may be brought or instituted against the DISTRICT, its officers, agents or employees, on any such claim, demand or liability, and shall pay or satisfy any judgment that may be rendered against the DISTRICT, its officers, agents or employees in any action, suit, or other proceedings as a result thereof.
   (d) Any liability which may arise from the furnishing of use of any copyrighted or uncopyrighted composition, secret process, or patented or unpatented invention, under the Contract.
6. *INSURANCE:* The CONTRACTOR shall, at his or her expense, carry adequate insurance to fully protect both the CONTRACTOR and the DISTRICT from any and all claims of any nature for damage to property or for personal injury including death, which may arise while the CONTRACTOR is traveling to or from a work-related location. CONTRACTOR shall indemnify, pay for the defense of, and hold harmless DISTRICT and its officers, agents and employees of and from any and all liabilities, claims, debts, damages, demands, suits, actions and causes of actions of whatsoever kind, nature or sort which may be incurred by reason of CONTRACTOR's negligent or willful acts and/or omissions in rendering any services hereunder. CONTRACTOR shall assume full responsibility for payments of federal, state and local taxes or contributions imposed or required under the social security, workers' compensation or income tax law, or any disability or unemployment law, or retirement contribution of any sort whatever, concerning CONTRACTOR or any employee and shall further indemnify, pay for the defense of, and hold harmless DISTRICT of and from any such payment or liability arising out of or in any manner connected with CONTRACTOR's performance under this Agreement. The CONTRACTOR shall take out, prior to the commencement of any program, presentation or work, and maintain through the completion of any such program, presentation or work, General Liability insurance of a $1,000,000.00 minimum per occurrence and $2,000,000 in aggregate and to produce and provide to the DISTRICT a valid and current Certificate of Insurance naming the DISTRICT and the California Schools Risk Management as additional insured. Consultants, Independent Charter Schools, Professional Service Providers including but not limited to auditors, engineers, insurance brokers, specified medical practitioners, bus transportation, and contractors, etc., shall take out, prior to commencement of any program, presentation or work, and maintain through the completion of any such program, insurance as noted at etiwanda.org/insurance.
7. *PAYMENT:* Unless otherwise specified, the Contractor shall render invoices for materials delivered or services performed under the Contract. Payments will be made within 30 days, dependent on County audit status, upon receipt and verification of CONTRACTOR's invoice for services delivered. The DISTRICT shall make payment for materials, supplies, or other services furnished under this Agreement within a reasonable and proper time after acceptance thereof by the authorized DISTRICT representative. Should the Contractor utilize subcontractors on the Project, the DISTRICT will retain five percent (5%) of the Project cost for a period not to exceed sixty (60) days after the Project has been completed. The DISTRICT may withhold a sufficient amount or amounts of any payment or payments otherwise due to the Contractor, as in its judgment may be necessary to cover:
   (a) Payments which may be past due and payable for just claims against the Contractor or any subcontractors for labor or materials furnished in the performance under this Contract.
   (b) The cost of defective work which the Contractor has not remedied.
   (c) Penalties for violation of labor laws.
   (d) Damage to the DISTRICT or another subcontractor.
   (e) Site clean-up.
8. *ASSIGNMENTS OF CONTRACT:* The Contractor shall not assign or transfer by operation of law or otherwise any or all of its rights, burdens, duties, or obligations without the prior written consent of the DISTRICT and without such consent all services hereunder are to be performed solely by CONTRACTOR, its officers, agents and employees.
9. *AGREEMENT CHANGES:* No changes or alternations to this agreement shall be made without specific prior approval by the DISTRICT; and in no event shall the change or alteration exceed 10% of agreement.
10. *NOTIFICATION:* Any notices to be given hereunder by either party to the other may be affected either by personal delivery in writing or by mail, registered or certified, postage prepaid with return receipt requested. Notices shall be deemed given and served upon delivery personally, or three (3) days after depositing in the United States Mail. Mailed notices shall be

addressed to the parties at the addresses set forth in this Agreement for DISTRICT and CONTRACTOR. The foregoing addresses may be changed by written notice to the other party as provided herein.

11. *USE OF MATERIALS:* CONTRACTOR shall advise DISTRICT of any and all materials used, or recommended for use by CONTRACTOR in the performance of this Agreement, that are subject to any copyright restrictions or requirements. In the event CONTRACTOR shall fail to so advise DISTRICT and as a result of the use of any programs or materials developed or used by CONTRACTOR under this Agreement, DISTRICT should be found in violation of any copyright restrictions or requirement, CONTRACTOR agrees to indemnify, defend and hold harmless, the DISTRICT against any action or claim brought by the copyright holder.
12. *SUBSTITUTIONS:* No substitutions of materials specified shall be made without the prior approval of the DISTRICT.
13. *HAZARDOUS WASTES AND UNKNOWN PHYSICAL CONDITIONS: The* contractor is hereby notified of Public Contract Code Section 1704 which requires the contractor to notify the DISTRICT in writing of: (1) any material the contractor believes may be hazardous waste; (2) subsurface or latent physical conditions at the site differing from those indicated: (3) unknown physical conditions or any unusual nature, different materially from those ordinarily encountered and generally recognized as inherent in work of the character provided for in the agreement.
14. *GOVERNANCE:* This Agreement shall be governed by and construed in accordance with the laws of the State of California.
15. *AUDITS:* Pursuant to and in accordance with the provisions of Government Code Section 8546.7 or any amendments thereto, all books, records and files of DISTRICT, CONTRACTOR, or any SUBCONTRACTOR connected with the performance of this Agreement involving the expenditure of public funds in excess of Ten Thousand Dollars ($10,000), including, but not limited to the administration thereof, shall be subject to the examination and audit of the State Auditor of the State of California, at the request of DISTRICT or as a part of any audit of DISTRICT, for a period of three (3) years after final payment is made under this Agreement. CONTRACTOR shall preserve and cause to be preserved such books, records and files for the audit period.
16. *SAFETY AND SECURITY:* It shall be the responsibility of the Contractor to ascertain from the DISTRICT, the rules and regulations pertaining to safety, security and driving on school grounds, particularly when children are present.
17. *DOCUMENT CONFLICT:* In case of conflict between specifications and drawings and/or actual site conditions, such conflicts shall be resolved by a DISTRICT representative prior to the furtherance of the work.
18. *LABOR CODE:* Should this Project exceed One Thousand Dollars ($1,000), Contractor shall comply with the applicable provisions of the Labor Code, Division 2, Part 7, CH. 1 Articles1.5, including the payment of the general prevailing wage rates. Copies of the prevailing rate of per diem wages are located at https://www.dir.ca.gov/public-works/prevailing-wage.html. Contractor shall maintain for audit by the DISTRICT, certified payroll records applicable to this Contract, starting wage rates, trades, payments made, and employee signatures. Copies of these records shall be furnished to the DISTRICT upon request. The Contractor must post these rates at the job site.
    (a) Apprenticeable Occupations: The Contractor shall be responsible for compliance with Labor Code Section 1777.5 for all apprenticeable occupations.
19. *PROTECTION OF WORK & PROPERTY:* The Contractor shall erect and properly maintain at all times, as required by conditions and progress of work, all necessary safe guards, signs, barriers, lights and watchmen for protection of the work and the public and shall post danger signs warning against hazards created by such features in the course of construction. In an emergency affecting life and safety of life or of work or adjoining property, Contractor, without special instruction or authorization from DISTRICT, is hereby permitted to act, at his/her discretion, to prevent such threatened loss or injury.
20. *ACCESS TO WORK*: DISTRICT representatives shall at all times have access to work, wherever it is in preparation or progress. Contractor shall provide safe and proper facilities for such access.
21. *OCCUPANCY:* DISTRICT reserves the right to occupy buildings at any time before agreement completion, and such occupancy shall not extend the date specified or completion of the work.
22. *FORCE MAJEURE CLAUSE:* The parties to the Agreement shall be excused from performance there under during the time and to the extent that they are prevented from obtaining, delivering or performing by act of God, fire, strike, loss, or shortage of transportation facilities, lock-out, commandeering of materials, products, plants or facilities by the government, when satisfactory evidence thereof is presented to the DISTRICT, provided that it is satisfactorily established that the non-performance is not due to the fault or neglect of the party not performing.
23. *PERMITS AND LICENSES:* The Contractor and all of his/her employees or agents shall secure and maintain such licenses and permits as are required by law, in connection with the furnishing of materials, supplies or services herein listed.
24. *CLEAN UP:* Debris shall be removed from the premises. Job site shall be free of debris at all times when work is not actually being performed.
25. *REBATES:* Any financial rebates, refunds, inducements, or incentives issued by vendor in connection with agreement shall accrue directly to school district and not to any employee. If school district determines that vendor promised or provided any such incentive to school district employee, school district, in its sole discretion, may terminate any existing or future orders from vendor and/or take other appropriate action.
26. *LIQUIDATED DAMAGES:* Time is of the essence in this contract. Unless specified elsewhere in the agreement documents, if the work is not completed in the time allotted in the agreement documents it is agreed that Contractor shall pay to the DISTRICT as fixed and liquidated damages the amount of $50.00 for each calendar day of delay until work is completed and accepted.

27. *TERMINATION:* DISTRICT may terminate this Agreement and will be relieved of all obligations under this Agreement should CONTRACTOR fail to perform any of the terms and conditions hereof at the time and place set forth herein or in the event of an unexcused delay by the CONTRACTOR. DISTRICT may terminate this Agreement at any time and for any reason by giving written notice to CONTRACTOR of such termination and specifying the effective date thereof, at least seven (7) calendar days before the effective date of such termination. In the event of termination, CONTRACTOR shall be paid the reasonable value of the services rendered up to the date of such termination, as determined by DISTRICT; all finished or unfinished documents prepared by CONTRACTOR shall become the property of the DISTRICT; and CONTRACTOR hereby waives any and all claims for damages or compensation arising under this Agreement, except as set forth herein.
28. *DISPUTES*: In the event of a dispute between the parties as to the performance of the work included in the project, the interpretations of the bid or agreement document, or payment or nonpayment for work performed or not performed, the parties shall attempt to resolve the dispute. Pending resolution of the dispute, the Contractor agrees to continue the work diligently to completion. If the dispute is not resolved, the Contractor agrees it will neither rescind the agreement nor stop the progress of the work, but the Contractor's sole remedy shall be to submit such controversy to determination by a court of the State of California, in San Bernardino County, having competent jurisdiction of the dispute, after the project has been completed, and not before.
29. *DEBARMENT AND SUSPENSION:* In accordance with Executive Orders 12549 & 12689 (Debarment and Suspension), Seller certified by entering into this transaction, that neither it nor its principals are presently debarred, suspended, proposed for debarred, suspended, proposed for debarment, declared ineligible or voluntarily excluded form participation in this transaction by any federal department or agency.
30. *ATTORNEY'S FEES:* If suit is brought by either party to this Agreement to enforce any of its terms, the losing party shall pay the prevailing party all litigation expenses incurred, including attorney's fees, court costs, expert witness fees, and investigation expenses.
31. *DEFAULT BY CONTRACTOR:* Failure to comply with any of the terms and or conditions of this agreement shall constitute default by the contractor.
32. *WORKPLACE VIOLENCE PREVENTION PLAN:* Vendor, at its sole cost and expense, and as necessary to satisfy the requirements of the District's Workplace Violence Prevention Plan (WVPP), as provided on the District's website, will ensure that all required training is completed. Vendor must provide for completion of all required WVPP training, in the District's required format, prior to any of the Vendor's personnel coming into contact with the District's employees or students.

California Math Festival
805 Jackson Street
Albany CA 94706-1504

Invoice number: 261007
Email date: 3/27/2026
Purchase Order #:

INVOICE FOR:

West Heritage Elementary, Etiwanda Elementary
c/o Sherri Fortner
13690 West Constitution Way
Fontana, CA 92336-3884

QUANTITY	DESCRIPTION	COST
1	Student Math Festival fees	$2500
1	Family Math Festival fees	$900
1	Math Festival Teacher Workshop fees	$1000
	Consultant fees	$314
	Total fees due and payable:	**$4,714.00***

****Amounts due over 30 days past event date are subject to a 15% service fee per month.***

Note: Thank you for hosting a Math Festival!

Please make checks out to the California Math Festival Program.

Mail payments to:

Thank you.

California Math Festival program
c/o Paul Giganti
805 Jackson Street
Albany CA 94706-1504

The inherent beauty and fascination of mathematics commend it as a subject that can be appreciated and enjoyed by all learners.

1985 California Math Framework, page 1, line 1

AR05282604

Kings County Office of Education
GROW Intern Program
for Participating Districts
Memorandum of Understanding
2026-2027

A. ***General***

When hiring an intern, an MOU between a Participating District and a CA Commission on Teacher Credentialing (CCTC) approved program sponsor must be in place in order to comply with CCTC requirements.

The Kings County Office of Education GROW Intern Program is a CCTC approved, two-year district teacher intern program for Education Specialist Mild to Moderate Support Needs and Extensive Support Needs Credentials, and Multiple Subject Credentials.

This Memorandum of Understanding (MOU) is entered between the Etiwanda School District (hereafter, "the Participating District") and the Kings County Office of Education (hereafter, "KCOE"). The Participating District is the employing agency of the intern teacher candidate in the KCOE GROW Intern Program.

B. ***Term***

The effective dates of this MOU are August 1, 2026 through June 30, 2027. Either party may terminate this agreement by submitting written notice to the other party no later than 60 days prior to the start of a school year.

C. ***Purpose***

The purpose of this Memorandum of Understanding is to establish a formal working relationship between the parties to the agreement and to set forth the operative conditions which will govern this partnership.

D. ***Responsibilities***

KCOE GROW Intern Program and the Participating District agree to the following:

1. Pursuant to California Education Code 44321, the supervision, mentoring, and support of intern teachers is the responsibility of both the Commission-approved teacher preparation program and the employing agency. Per CCTC, employers are responsible for ensuring that the intern teacher they have hired is supported. Prior to an intern teacher assuming daily teaching responsibilities, the employer must identify a site/district mentor. The site/district mentor may not be the intern teacher's supervisor/evaluator.
2. The combination of employer-provided support and mentoring, and program support and supervision (provided by KCOE) to the intern must include the following:
    a. A minimum of 144 hours of annual support/mentoring and supervision.
        i. Support may include, but is not limited to: weekly course planning of curriculum and assessments, coaching within the classroom, problem-solving regarding student issues, and modeling as needed in order to meet the Teaching Performance Expectations (TPEs) and teach effectively.
        ii. A minimum of five hours per week of support/mentoring and guidance must be provided to an intern teacher by the employing agency.
        iii. The program sponsor will provide opportunities to fulfill a portion of the 144 hours of general support needed each year.

iv. The program sponsor will provide the intern teacher with procedures to document and monitor the CCTC required hours of mentoring and support from the Participating District and KCOE GROW Intern Program.
v. The intern teacher will be responsible for documenting hours of support received.

3. An additional 45 hours of support/mentoring and supervision specific to meeting the needs of English Language Learners shall be provided to an intern teacher unless the intern holds a CLAD, EL Authorization, or has passed all sections of the CTEL Examination.
    a. The employing agency must identify an employee who will be readily available to provide timely assistance to the intern with planning lessons that are appropriately designed and differentiated for English Language Learners, for assessing language needs and progress, and for support of language accessible instruction through in-classroom modeling and coaching, as needed.
    b. The identified site/district mentor may be the same mentor that is providing general support and supervision if the individual possesses an English Language Learner authorization and will be immediately available to assist the intern teacher in working with English Language Learners.
    c. The program sponsor will provide opportunities to fulfill a portion of the 45 hours of support/mentoring and supervision specific to meeting the needs of English Language Learners.
    d. The program sponsor will provide the intern teacher with procedures to document and monitor CCTC required hours of English Language Learner mentoring and support from the employer and KCOE GROW Intern Program.
4. 200 hours of early field experiences with focused support in the general education and education specialist setting (for education specialist credential candidates). (CTC SPED Program Standard 3A.12)
5. Jointly counsel the intern teacher and develop a plan to complete the requirements to earn a credential in the intern teacher's content or specialty area(s); both parties and the intern teacher shall concur on the plan.
6. The Intern teacher may be employed in any school, agency or program as defined in Education Code Sections 56031, 56360, and 56361 for the purpose of providing special education services (Education Specialist Candidates only).
7. The district will evaluate the intern on an annual basis.

KCOE GROW Intern Program agrees to the following:

1. Employ an Intern Program Director and other support staff to support all aspects of the intern program.
2. Provide office space, equipment, and meeting space for program activities.
3. Facilitate a process for equitable distribution of services to intern teachers and site/district mentors in all Participating Districts and schools.
4. Convene an intern teacher program Advisory Committee, establish regular meetings, and provide data on program requirements and preliminary credentialing.
5. Provide intern program training and information for advisory board, district superintendents or designees, site administrators, district coordinators, and human resource staff.
6. Establish and maintain accurate program records and reports.
7. Maintain CCTC approval and accreditation as an intern program and Credentialing Agency.
8. Advise intern teachers about their involvement in the intern program, provide each intern teacher with a program plan, which outlines the courses needed to complete the credential program, and provide formative feedback about their progress toward completion of the program.
9. Process appropriate documents with the CCTC for intern and preliminary credentials for eligible candidates, recognizing that employment decisions (such as continuing employment and tenure decisions) are separate from credentialing decisions.

10. Provide candidates coursework that includes the California Standards for the Teaching Profession (CSTP), Teaching Performance Expectations (TPE), student content standards, and program standards.
11. Provide 10 hours of mentoring skills and coaching training to site/district mentors and field supervisors.
12. Provide intern teachers with a minimum of 120 hours of pre-service training prior to the intern teacher obtaining an intern teaching credential and entering the classroom as the teacher-of-record with the Participating District.
13. Ensure that the intern teacher is receiving required support/mentoring and supervision as part of the 144 General Ed/45 EL hours of yearly support by reviewing and verifying the number of support/mentoring and supervision hours conducted as reported by the intern teacher.
14. Identify a field supervisor with a clear or life teaching credential and at least three years of teaching experience to provide:
    a. District support/mentoring and coaching to intern teacher(s), including coaching observations in the intern teacher's classroom, with additional ongoing support, mentoring and consultation outside of the intern teacher's classroom.
15. Authorize the candidates in the intern program to assume the functions that are authorized by the regular standard credential. Intern program coursework and support will meet the instructional or service needs of the Participating District(s) with the primary objective being to increase the effectiveness of the intern in the classroom.

The Participating District agrees to the following:

1. Pursuant to CCTC requirements, upon request the Participating District shall provide written certification to the KCOE GROW Intern Program that each intern placed with the Participating District has not displaced a certificated district employee, which shall enable the KCOE GROW Intern Program to verify to CCTC that all statutory and CCTC requirements have been met.
2. Intern teachers hired within the Participating District are employed as the teacher of record in an assignment that aligns with the credential being pursued (Ed Specialist Mild to Moderate Support Needs or Ed Specialist Extensive Support Needs, or Multiple Subject) and the intern teacher is teaching a minimum of .5 FTE in a face-to-face instructional setting with the same group of students on a daily or weekly basis.
3. Ensure that intern placements occur only at sites with a qualified administrator holding, at the minimum, a preliminary administrative credential.
4. Superintendent or designee coordinator/administrator maintains a position on the intern advisory committee for program networking, implementation, compliance, evaluation, and to disseminate information to all participants and district stakeholders.
5. Select and assign site/district mentor to each intern teacher according to intern program standards, which requires each site/district mentors to:
    a. Hold a valid corresponding clear or life credential in the content area they are supporting
    b. Possess EL authorization if responsible for providing EL support
    c. Have at least three years of successful teaching experience
6. Intern teachers hired within the Participating District should be at sites that allow the intern teacher to acquire hours toward the required 200 hours of early field experiences that include guided observations and initial teaching (e.g., co-planning, and co-teaching, or guided teaching) in the general education and special education settings. (CTC SPED Program Standard 3A.12)
7. Intern teachers hired within the Participating District should be at sites that allow the intern teacher to provide effective literacy instruction for all students. Specifically, the intern teacher shall be at a site that allows for instructing students in the literacy areas of meaning making, language development, and effective expression. (CTC Program Standard 7 & TPEs 7.6, 7.7, 7.8)

8. Intern teachers hired within the Participating District must be at sites that ensure intern teachers can practice and implement screening and diagnostic techniques that inform teaching and assessment and early intervention techniques. (CTC Program Standard 7 and TPE 7.10 and 7.11)
9. Intern teachers hired within the Participating District must be in settings that allow interns to practice utilizing the California Dyslexia Guidelines, including screening students for dyslexia and providing support to those who were flagged.
10. Ensure that all site administrators with site/district mentor(s) and/or intern teacher(s) on staff have been informed about the KCOE GROW Intern Program processes and materials, and stay current with changing program requirements, including program alignment to the literacy standards and TPEs.
11. Respond to requests for evaluation data as requested by the CCTC and the KCOE GROW Intern Program, including survey completion, demographic and/or retention data.
12. Intern teaching assignments must enable the intern teacher to attend KCOE classes on time and complete the requirements of the KCOE GROW Intern Program.
13. Provide release time necessary for the site/district mentor to conduct observations if needed.
14. Provide intern teacher two (2) days a year release time necessary for observation of colleagues, reflection, and professional development activities as part of the required support/mentoring.
15. Provide site/district mentor release time to attend 10 hours of mentor training as required by the GROW Intern Program (for the site/district mentor's first and second years) if necessary. The district will provide a substitute for the site/district mentor, if needed.
16. Recognize the credits earned by the Intern teacher in the KCOE GROW Program to the same extent as credits earned in a college or university for the purpose of employment salary and/or other benefits.
17. Recognize that an intern credential ceases to be valid when KCOE GROW Intern Program terminates an intern teacher for failing to fulfill the requirements of the KCOE GROW Intern Program, including timely payment of tuition. The Participating District will take appropriate action with regard to the intern teacher's position as teacher of record.
18. Recognize that the intern teacher cannot be recommended by the KCOE GROW Intern Program to the CTC for a preliminary credential until the intern teacher has met and passed all program requirements, including exams (or equivalent) for teacher licensure.
19. Notify the KCOE GROW Intern Program as soon as possible if an intern teacher placement may be terminated or modified, or if their employment status changes.

E. ***Other Conditions***

Any and all products developed by the Kings County GROW Intern Program are the exclusive property of the (KCOE). School districts, their employees, staff, and subcontractors shall not have the right to disseminate, market, or otherwise use the products without the expressed written permission of KCOE.

F. ***Compliance with Applicable Laws***

This Memorandum of Understanding shall comply with all federal, state, and local laws, rules, regulations and ordinance that are now or may in the future become applicable.

G. ***Program Participation***

Etiwanda ***School District*** will employ Interns from the KCOE GROW Intern Program for the 2026-2027 academic school year.

KINGS COUNTY SUPERINTENDENT OF SCHOOLS:

By: _____
Signature of Authorized Official

Name: Joy Santos

Title: Assistant Superintendent of Educational Services

Date signed: 4/24/26

Etiwanda SCHOOL DISTRICT:

By: _____
Signature of Authorized District Official

Name: Laura Rowland

Title: Assistant Superintendent of Personnel

Date signed: 5/12/26

Docusign Envelope ID: 92C6478E-6C86-82BA-8136-12B23C1AB4D5

AS052826A-04

Laura Rowland
Superintendent
Douglas M. Claflin
Assistant Superintendent of Business Services
Damita Walton
Assistant Superintendent of Personnel Services
Jeannie Tavolazzi
Assistant Superintendent of Instruction and Pupil Services
Elizabeth Freer
Executive Director of Special Education



Board of Trustees
Cathline Fort
Matthew Gordon
Dr. Fermín Jaramillo
Dayna Karsch
April McAllaster

6061 East Avenue, Etiwanda, California 91739
www.etiwanda.k12.ca.us
(909) 899-8286 FAX (909) 899-8386

This agreement for nursing services (Agreement) is made and entered into by the Etiwanda School District (District) and **Prime Home Health (Agency)** for the services of private agency licensed vocational nurses (LVNs) during the 2026/2027 school year.

Responsibilities of the Agency

1. The Agency shall ensure that each LVN is aware of and understands all applicable District policies and procedures and shall require each nurse to conform to all such District policies, procedures, regulations, standards for health, safety, cooperation, ethical behavior, and any additional requirements and restrictions agreed upon by representatives of the District and the Agency. Each LVN shall have completed the necessary educational prerequisites to be eligible to be a licensed vocational nurse in a school district setting, including proof of negative Tuberculosis test current within one year of service and issuance of fingerprint clearance pursuant to the California Education Code requirements.

2. If the Agency LVN has access to personally identifiable District student information, the Agency and LVN agrees to comply with the provisions of the Family Educational Rights and Privacy Act at 20 U.S.C. 1232g, and the California Education Code.

3. The Agency must obtain ongoing orders from authorized healthcare providers pertaining to each student to whom a LVN is assigned. The orders will be kept in a log maintained by the LVN while working at the District school site.

4. Copies of all current plan(s) of treatment authorized by the student's healthcare provider and all updated plans will be provided to the district school nurse, if parent authorization is provided.

5. The Agency will notify the District if it assigns a new Agency nurse to an existing case (as per Exhibit A).

6. The Agency will comply with any reasonable request by the District to assign a different Agency nurse to a new or existing case (as per Exhibit A).

7. The Agency will ensure that its LVN has no physical limitations that will affect attending all scheduled field trips with District student. If so, the Agency will provide an approved substitute for the field trips and notify District of the substitute (as per Exhibit A).

8. The Agency will provide an approved Agency substitute for the District student in the event the assigned Agency LVN is ill or absent on any given school day (as per Exhibit A).

9. Before any Agency LVN commences working with District students, the Agency will supply the District with written certification providing:

    a. Agency shall complete and include the attached Fingerprint Requirement Form and Exhibit A (List of Employees Who May Come In Contact with District Pupils) to comply with the requirements of Education Code Section 45125.1.

b. None of the Agency employees or LVNs who may come into contact with District students has been convicted of a felony. If at any time during the term of this Agreement, Agency is either notified by the Department of Justice or otherwise becomes aware that any employee of Agency performing services under this Agreement has been arrested or convicted of a violent or serious felony listed in Penal Code section 667.5(c) or Penal Code section 1192.7, respectively, Agency agrees to immediately notify the District and remove said employee from performing services on this Agreement.

c. All Agency employees and LVNs who may come into contact with District students have received a Tuberculosis clearance, pursuant to the California Education Code requirements.

d. All Agency employees and LVNs that who come into contact with District students are covered by the Agency's liability insurance and workers' compensation insurance, which the Agency shall keep current at all times.

e. All Agency employees and LVNs who may come into contact with District students possess current professional licenses including cardiopulmonary resuscitation certification to assist with the assigned students, which will be maintained by the Agency.

f. An emergency contact telephone number for the Agency. 909-390-5772

g. The Agency's written copy of the plan of treatment authorized by each student's healthcare provider.

10. The Agency will supply each LVN with a copy of this Agreement at the time the LVN begins working with any District student.

Responsibilities of the LVN

1. Agency LVNs must wear name tags displaying the following in at least 18-point font: (1) name; and (2) state granted license in compliance with the California Business and Professions Code.

2. Agency LVNs must follow Etiwanda School District COVID protocols.

3. The Agency LVN and another District staff member will be present or within visual contact when providing toileting or diapering services to students.

4. Whenever possible, nursing care and procedures should be performed in a manner that does not disrupt classroom activities.

5. Agency LVNs are responsible only for nursing care, but will maintain awareness of and sensitivity to classroom interactions.

6. Agency LVNs will encourage normal interactions between the assigned student and other students, teachers, staff, and parents.

7. Agency LVNs will work with assigned students on specific activities under the direction of the classroom teacher. LVNs will not be responsible for teaching duties.

8. Agency LVNs agree to maintain confidential student information and comply with the provisions of the Family Educational Rights and Privacy Act at 20 U.S.C. 1232g, and the California Education Code.

9. Agency LVNs will provide copies of agency nursing notes for assigned student to District School Nurse as proof of care, when requested.

10. Agency LVNs will use personal cellular telephones for emergencies only.

11. Agency LVNs will assume responsibility for following emergency procedures including participation in district fire drills, active shooter drills, lockdown drills and disaster drills with assigned student.

12. Agency LVNs shall ensure the assigned student is under his or her supervision at all scheduled times. If the LVN requires a restroom break during scheduled student time, a District staff member may escort the assigned student so as to remain within auditory distance and easy access to the LVN.

Responsibilities of the District

1. The District will provide Agency LVNs with appropriate space in which to work with their assigned students.

2. The District will notify Agency LVNs of any pertinent changes in a student's placement or educational services that may affect the LVN's ability to provide services to the student.

3. The District will maintain as confidential all medical and health-related student information provided by the Agency or the LVNs.

4. The District will notify the Agency of any concerns or complaints received regarding an LVN working for the Agency in a District facility.

General Provisions

1. The term of this Agreement is for one school year commencing July 1, 2026 and ending June 30, 2027. This Agreement may be terminated by mutual agreement of the District and the Agency or by either party giving at least 30 days' written notice of termination to the other party. This Agreement may be renewed for additional one-year terms by written agreement of the parties.

2. If any provision of this Agreement is held to be invalid or contrary to law by a court of competent jurisdiction, such provision shall not be deemed valid and subsisting except to the extent permitted by law, but all other provisions of this Agreement shall continue in full force and effect.

3. This Agreement is subject to approval by the District's Governing Board.

4. Neither party may assign this Agreement without the prior written consent of the other party, and such consent will not be unreasonably withheld. No such consent will be required for assignment to an entity owned by or under common control with assignor or in connection with any acquisition of all of the assets or capital stock of a party; provided however, the assigning party will provide notice of such transaction to the other party and remain fully responsible for compliance with all of the terms of this Agreement.

5. For a period of twelve (12) months following that date on which Agency Employee last worked a shift at District, District agrees that it will take no steps to recruit, hire or employ as its own employees or as a contractor those Employees provided by Agency during the term of this Agreement. District understands and agrees that Agency is not an employment agency and that Employees are assigned to District to render temporary service(s) and are not assigned to become employed by District. District further acknowledges and agrees that there is a substantial investment in business related costs incurred by Agency in recruiting, training and employing Employees, to include advertisement, recruitment, interviewing, evaluation, reference checks, training and supervising Employees. In the event that District, or any affiliate, subsidiary, department, or division of District hires, employs or solicits Agency Employees, District will be in breach of this Agreement. District agrees to give Agency either (a) one hundred and eighty (180) days' prior written notice of its intent to hire, or employ, continuing to staff Employees through Agency for a minimum of thirty-six (36) hours per week through the one hundred and eighty (180) days' notice period; OR (b) to pay Agency a placement fee equal to the greater of: five thousand dollars ($5,000) or the sum of

Docusign Envelope ID: 92C6478E-6C86-82BA-8136-12B23C1AB4D5

thirty percent (30%) of such Employee's annualized salary (calculated as Weekly Hourly Pay Rate x 2080 Hours x 30%).

6. Each party shall agree to maintain at its sole expense valid policies of general and professional liability insurance with minimum limits of $1,000,000 per occurrence/claim, $3,000,000 Sexual Abuse or Molestation Injury Insurance and $3,000,000 annual aggregate covering the acts or omissions of its employees, contractors and agents which may give rise to liability in connection with services under this Agreement naming the Etiwanda School District as "Additional Insured". Each party shall give prompt written notice of any material change in coverage.

7. Each party shall agree to indemnify and hold harmless the other, and its directors, officers, employees and agents from and against any all claims, actions, or liabilities arising out of the wrongful or negligent acts or omissions of the indemnifying party, its directors, officers, employees or agents during the term of this Agreement.

8. Neither party shall be responsible for special, indirect, incidental, consequential or other similar damages, including but not limited to lost profits, that the other party may incur or experience in connection with this agreement or the services provided, however caused, even if such party has been advised of the possibility of such damages.

IN WITNESS WHEREOF, the parties have entered into this Agreement this 7th day of May 2026.

ETIWANDA SCHOOL DISTRICT

By: DocuSigned by: Douglas Claflin
A2843948E8134GE...
Douglas M. Claflin
Assistant Superintendent of Business Services

Signed by: Elizabeth Freer
458199981809 4B...
Elizabeth Freer
Executive Director of Special Education

Signed by: Karen Simon, RN
692365DC47B0479...
Karen Simon, MSN, RN
Health Services Coordinator

PRIME HOME HEALTH

By: Kenny Ha
Printed Name of Prime Home Health Representative

Signed by: Kenny Ha
8095413796 3946B...
Signature of Prime Home Health Representative

5/8/2026
Date

JS05282GA-01

PMKelley Leadership Consulting LLC
Patrick Kelley
patkelley25@gmail.com
32282 Sonder Way
Temecula, CA 92591
951-813-8705
Taxpayer ID# 88-3592751

AGREEMENT FOR CONSULTANT SERVICES

THIS AGREEMENT is made this June 2026 between PMKelley Leadership Consulting (Patrick Kelley), hereinafter called the Contractor and ETIWANDA SCHOOL DISTRICT, hereinafter called the District.

The Contractor agrees to perform coaching, consulting, advisement, and facilitation services at the direction of the Superintendent during the 2026-2027 calendar (7/1/26-6/30/27) year as follows:

- Up to 66 hours for services and any preparation billed at $225 per hour.

The District agrees to pay the Contractor an amount not to exceed FIFTEEN THOUSAND DOLLARS ($15,000). The Contractor will submit quarterly invoices to the District for the services provided. Payment is due within 30 days of receipt of invoice.

Mail remittance to:
PMKelley Leadership Consulting LLC
Patrick Kelley
32282 Sonder Way
Temecula, CA 92591

Contractor agrees to hold harmless and indemnify the District, its officers, agents, and employees with respect to all damages, costs, expenses or claims, in law or in equity, arising or asserted because of injuries to or death of person or damage to, destruction, loss, or theft of property arising out of faulty performance of the services to be performed by Contractor hereunder. It is expressly understood and agreed to by both parties hereto that the Contractor, while engaged in carrying out and complying with any of the terms and conditions of this contract, is an independent contractor and is not an officer, agent, or employee of the aforesaid District. Either party may terminate this agreement by providing the other party with ten (10) days written notice. Upon such termination, fees will be determined on a pro rata basis.

PMKelley Leadership Consulting LLC does not participate in a California public pension system. PMKelley Leadership Consulting LLC and the District understand that the work/services provided should not be considered creditable toward the STRS earnings limit as the work is not normally performed by employees of the District and requires less than 24 months (496 business days). REF. CA Education Code § 26135.7 (2014)

CONTRACTOR:

Patrick Kelley
PMKelley Leadership Consulting, LLC
Taxpayer ID# 88-3592751

Patrick Kelley

Date: 5/19/26

DISTRICT:

DOUGLAS M. CLAFLIN
ASSISTANT SUPERINTENDENT
OF BUSINESS SERVICES

Authorized District Representative

Date: 5/19/26

INSTR052826A-01

Charlayne Sprague
Superintendent
Douglas M. Claflin
Assistant Superintendent of Business Services
Laura Rowland
Assistant Superintendent of Personnel Services
Jeannie Tavolazzi
Assistant Superintendent of Instruction and Pupil Services
Elizabeth Freer
Executive Director of Special Education

School District Etiwanda 1883

Board of Trustees
Cathline Fort
Matthew Gordon
Dr. Fermin Jaramillo
Dayna Karsch
April McAllaster

6061 East Avenue, Etiwanda, California 91739
www.etiwanda.org
(909) 899-2451 FAX (909) 803-3025

May 4, 2026

AMENDMENT #2

Amendment #2 for contract entered into on July 24, 2025, between the Etiwanda School District and KDM Education Services, LLC.

Increase of $750.00 for the addition of Professional Development.

KDM Education Services, LLC — Date: 5/4/26

Douglas M. Claflin — Date: 5/5/26
Assistant Superintendent of Business Services

CLERK'S CERTIFICATE

I, Cathline Fort, Clerk of the Board of Trustees of the Etiwanda School District, do hereby certify that the foregoing is a full, true and correct copy of agenda item XXX. *(Approval of Amendment #2 between Etiwanda School District and KDM Educational Services for an increase of $750.00: INSTR052826A-01)* that was duly passed, approved and adopted at a regular meeting place thereof on the 28th day of May 2026, of which meeting all of the members of said Board of Trustees had due notice and at which a majority thereof were present; and that at said meeting said item was adopted by the following vote:

AYES:
NOES:
ABSTAINED:
ABSENT:

An agenda of said meeting was posted at least 72 hours before said meeting at Etiwanda, California, a location freely accessible to members of the public, and a brief general description of said consent item appeared on said agenda.

I further certify that the foregoing agenda item is a full, true and correct copy of the original agenda item adopted at said board meeting and entered in said minutes; and that said agenda item has not been amended, modified or rescinded since the date of its adoption, and the same is now in full force and effect.

Dated: May 28, 2026

_____
Clerk of the Board of Trustees
of the Etiwanda School District

JJ07.2425A-02

Etiwanda School District
Agreement for Professional Services

Board Approved
July 24, 2025
Doug Claflin

Please check type of service: Consultant

Originating School or Department: Instruction Department Date: 07/02/2025

WHEREAS, CONTRACTOR represents that he or she is specially trained, experienced, and competent to provide the special services and to give the advice called for by this Agreement; and

WHEREAS, DISTRICT has determined that it has a need to enter into this Agreement with CONTRACTOR for the special services and advice described herein.

NOW THEREFORE, The DISTRICT hereby engages CONTRACTOR, and CONTRACTOR agrees to perform the professional services as hereinafter set forth and it is mutually agreed by the parties hereto as follows:

1. *THIS AGREEMENT* is made and entered into this 07/24/2025 (date) by and between the Etiwanda School DISTRICT, located at 6061 East Avenue, Etiwanda, California, 91739, (hereafter "DISTRICT"), and KDM Education Services LLC, (hereafter "CONTRACTOR") located at

   Address: 4963 Laurel Unit E City: Montclair Zip: 91763

   Social Security Number or Taxpayer I.D. No. (for 1099): _____

2. *TERM:* The term of this agreement shall be for the period commencing on _____(date) through _____(date) inclusive; or, services shall be provided on the following dates 2025-2026 School Year.

3. *SCOPE:* The scope of work for this agreement is as follows (detailed statement of work may be attached in lieu of description):

   Professional Development - see attached

4. *COMPENSATION:* The DISTRICT agrees to pay CONTRACTOR the amount of $ 28,050.00 for the performance of all services rendered pursuant to this Agreement. Payments will be made within 30 days, dependent on County audit status, upon receipt and verification of CONTRACTOR's invoice for services delivered. The CONTRACTOR shall provide its own equipment, vehicle, materials, supplies, food, travel, lodging, incidentals and tools, etc. which may be required for the proper performance of this Agreement. The CONTRACTOR is responsible for any retirement fees and State and Federal taxes associated with this agreement. Each party shall cooperate with the other party.

5. *FINGERPRINT OBLIGATIONS OF CONSULTANT:*

   ☐ If the box to the left is checked, CONTRACTOR shall comply with the requirements of Education Code Section 45125.1 with respect to fingerprinting of employees who may have contact with the DISTRICT'S pupils and shall complete and include the attached Fingerprint Requirement Form and Exhibit A (List of Employees Who May Come in Contact with Pupils). If at any time during the term of this Agreement CONTRACTOR is either notified by the Department of Justice or otherwise becomes aware that any employee of CONTRACTOR performing services under this Agreement has been arrested or convicted of a violent or serious felony listed in Penal Code section 667.5(c) or Penal Code section 1192.7, respectively, CONTRACTOR agrees to immediately notify the DISTRICT and remove said employee from performing services on this Agreement.

IN WITNESS WHEREOF, the DISTRICT and CONTRACTOR have executed this Agreement effective as of the date written first above and becoming valid upon approval of the Etiwanda School DISTRICT.

CONTRACTOR: _____ Signature of CONTRACTOR 7/3/25 Date

ETIWANDA SCHOOL DISTRICT: _____ Signature of Superintendent/Designee 7/7/25 Date

AGREEMENT TERMS & CONDITIONS

1. *STATUS OF CONTRACTOR:* It is agreed that the DISTRICT is interested only in the results obtained from service hereunder and that the CONTRACTOR shall perform as an independent CONTRACTOR with sole control of the manner and means of performing the services required under this Agreement. CONTRACTOR shall complete this Agreement according to its own methods of work which shall be in the exclusive charge and control of the CONTRACTOR and which shall not be subject to control or supervision by the DISTRICT except as to the results of the work. CONTRACTOR is, for all purposes arising out of this Agreement, an independent CONTRACTOR, and neither CONTRACTOR nor its employees shall be deemed an employee, officer or agent of the DISTRICT for any purpose. It is expressly understood and agreed that CONTRACTOR and its employees shall in no event be entitled to any DISTRICT benefits to which DISTRICT employees are entitled, including, but not limited to, overtime, retirement benefits, insurance, vacation, worker's compensation benefits, sick or injury leave, or other benefits.
   (a) CONTRACTOR may, at CONTRACTOR's own expense, employ such assistants as CONTRACTOR deems necessary to perform the services required of CONTRACTOR by this Agreement. DISTRICT will not train, control, direct, or supervise CONTRACTOR's assistants or employees in the performance of those services.
   (b) If CONTRACTOR is a regular employee of a public entity, all services which CONTRACTOR renders under this Agreement will be performed at times other than CONTRACTOR's regular assigned work day for said entity, or during periods of vacation or leave of absence from said entity.
   (c) CONTRACTOR agrees to procure and maintain in full force and effect worker's compensation insurance covering his or her employees and agents while these persons are participating in the activities hereunder. In the event a claim under the provisions of California Worker's Compensation Act is filed against the DISTRICT by a bona fide employee of CONTRACTOR participating under this Agreement, CONTRACTOR agrees to defend and hold harmless the DISTRICT from such claims.
   (d) The Contractor shall furnish all tools, equipment, apparatus, facilities, transportation, labor, travel, lodging, incidentals and material necessary to furnish the service herein described, the service to be performed at such times and places as directed by and subject to the approval of the authorized DISTRICT representative indicated in the specifications.
2. *WORKMEN AND SUB CONTRACTOR:*
   (a) Contractor shall at all times enforce strict discipline and good order among his/her employees and subcontractors and shall not employ on this work any unfit person or anyone not skilled in work assigned to him/her.
   (b) Any person in the employ of the Contractor whom the DISTRICT may deem incompetent or unfit shall be dismissed from work and shall not again be employed on it except with written consent of the DISTRICT.
   (c) Sub-contractors, if any engaged by the Contractor for this service shall be subject to the approval of the DISTRICT. Contractor shall be held responsible for all operations of sub-contractors and shall require them to maintain adequate Worker's Compensation and public liability insurance.
   (d) Contractor shall provide continuous competent supervision of personnel employed on the job, use of equipment and quality of workmanship.
3. *ANTI DISCRIMINATION:* It is the policy of the Etiwanda School District Board of Trustees, that in connection with all work performed under Construction and Purchasing Contracts, there be no discrimination against any employees engaged in the work because of race, color, ancestry, national origin, age, religious creed, marital status, pregnancy, physical or mental disability, medical condition, genetic information, military and veteran status, sex or sexual orientation, gender, gender identity, gender expression, or association with a person or group with one or more of these actual or perceived characteristics, and therefore the Contractor agrees to comply with applicable federal and California laws including, but not limited to the California Fair Employment Practice Act, beginning with Labor-Code Section 1410 and Labor Code Section 1735. In addition, the Contractor agrees to require like compliances by all sub-contractors employed on the work by him/her.
4. *OWNERSHIP OF WORK PRODUCT AND CONFIDENTIALITY:* All products of work produced pursuant to this Agreement shall be the sole property of the DISTRICT and no reproduction of any portions of the work product may be made in any form without the express written consent of the DISTRICT. DISTRICT and CONTRACTOR mutually agree that any written material or any copyrightable work of any nature created by CONTRACTOR pursuant to this Agreement shall be considered a "work made for hire" and DISTRICT the "copyright owner" thereof as those terms are defined in Title 17 of the United States Code, Section 101, and that DISTRICT shall own all of the rights comprised in the copyright of said written material or copyrightable work. CONTRACTOR shall hold in trust for the DISTRICT, and shall not disclose to any person, any confidential information. Confidential information is information which is related to the DISTRICT's research, development, trade secrets and business affairs; but does not include information which is generally known or easily ascertainable by non-parties through available public documentation. Contractor shall observe all Federal, State, and local laws and regulations, including, but not limited to, the Health Insurance Portability and Accountability Act (HIPAA) of 1996, the Family Educational Rights and Privacy Act and any subsequent revisions thereto, concerning the security and privacy of student/patient records and information, as applicable. For software agreements, unless otherwise specified, the data is owned by the DISTRICT, not the program.

5. *HOLD HARMLESS CLAUSE:* The Contractor agrees to and does hereby indemnify and hold harmless the DISTRICT, its officers, agents, and employees from every claim or demand made, and every liability, loss, damage, or expense, of any nature whatsoever, which may be incurred by reason of:
   (a) Liability for damage for (1) death or bodily injury to persons, (2) injury to, loss theft of property, or (3) any other loss, damage or expense arising under either (1) or (2) above, sustained by the Contractor or any person, firm or corporation employed by the Contractor upon or in connection with the work called for in this Agreement, except for liability resulting from the sole negligence or willful misconduct of the DISTRICT, its officers, employees, agents or independent contractors who are directly employed by the DISTRICT, and:
   (b) Any injury to or death of persons or damage to property caused by any act, neglect, default or omission of the Contractor, or any person, firm, or corporation employed by the Contractor, either directly or my independent contract, including all damages due to loss of or theft, sustained by any person, firm or corporation, including the DISTRICT, arising out of, or in any way connected with the work covered by this agreement, whether said injury or damage occurs either on or off school district property, if the liability arose from the negligence or willful misconduct or anyone employed by the Contractor, whether directly or by independent contract.
   (c) The Contractor, at his own expense, cost and risk, shall defend any and all actions, suits or other proceedings that may be brought or instituted against the DISTRICT, its officers, agents or employees, on any such claim, demand or liability, and shall pay or satisfy any judgment that may be rendered against the DISTRICT, its officers, agents or employees in any action, suit, or other proceedings as a result thereof.
   (d) Any liability which may arise from the furnishing of use of any copyrighted or uncopyrighted composition, secret process, or patented or unpatented invention, under the Contract.
6. *INSURANCE:* The CONTRACTOR shall, at his or her expense, carry adequate insurance to fully protect both the CONTRACTOR and the DISTRICT from any and all claims of any nature for damage to property or for personal injury including death, which may arise while the CONTRACTOR is traveling to or from a work-related location. CONTRACTOR shall indemnify, pay for the defense of, and hold harmless DISTRICT and its officers, agents and employees of and from any and all liabilities, claims, debts, damages, demands, suits, actions and causes of actions of whatsoever kind, nature or sort which may be incurred by reason of CONTRACTOR's negligent or willful acts and/or omissions in rendering any services hereunder. CONTRACTOR shall assume full responsibility for payments of federal, state and local taxes or contributions imposed or required under the social security, workers' compensation or income tax law, or any disability or unemployment law, or retirement contribution of any sort whatever, concerning CONTRACTOR or any employee and shall further indemnify, pay for the defense of, and hold harmless DISTRICT of and from any such payment or liability arising out of or in any manner connected with CONTRACTOR's performance under this Agreement. The CONTRACTOR shall take out, prior to the commencement of any program, presentation or work, and maintain through the completion of any such program, presentation or work, General Liability insurance of a $1,000,000.00 minimum per occurrence and $2,000,000 in aggregate and to produce and provide to the DISTRICT a valid and current Certificate of Insurance naming the DISTRICT and the California Schools Risk Management as additional insured. Consultants, Independent Charter Schools, Professional Service Providers including but not limited to auditors, engineers, insurance brokers, specified medical practitioners, bus transportation, and contractors, etc., shall take out, prior to commencement of any program, presentation or work, and maintain through the completion of any such program, insurance as noted at etiwanda.org/insurance.
7. *PAYMENT:* Unless otherwise specified, the Contractor shall render invoices for materials delivered or services performed under the Contract. Payments will be made within 30 days, dependent on County audit status, upon receipt and verification of CONTRACTOR's invoice for services delivered. The DISTRICT shall make payment for materials, supplies, or other services furnished under this Agreement within a reasonable and proper time after acceptance thereof by the authorized DISTRICT representative. Should the Contractor utilize subcontractors on the Project, the DISTRICT will retain five percent (5%) of the Project cost for a period not to exceed sixty (60) days after the Project has been completed. The DISTRICT may withhold a sufficient amount or amounts of any payment or payments otherwise due to the Contractor, as in its judgment may be necessary to cover:
   (a) Payments which may be past due and payable for just claims against the Contractor or any subcontractors for labor or materials furnished in the performance under this Contract.
   (b) The cost of defective work which the Contractor has not remedied.
   (c) Penalties for violation of labor laws.
   (d) Damage to the DISTRICT or another subcontractor.
   (e) Site clean-up.
8. *ASSIGNMENTS OF CONTRACT:* The Contractor shall not assign or transfer by operation of law or otherwise any or all of its rights, burdens, duties, or obligations without the prior written consent of the DISTRICT and without such consent all services hereunder are to be performed solely by CONTRACTOR, its officers, agents and employees.
9. *AGREEMENT CHANGES:* No changes or alternations to this agreement shall be made without specific prior approval by the DISTRICT; and in no event shall the change or alteration exceed 10% of agreement.
10. *NOTIFICATION:* Any notices to be given hereunder by either party to the other may be affected either by personal delivery in writing or by mail, registered or certified, postage prepaid with return receipt requested. Notices shall be deemed given and served upon delivery personally, or three (3) days after depositing in the United States Mail. Mailed notices shall be

addressed to the parties at the addresses set forth in this Agreement for DISTRICT and CONTRACTOR. The foregoing addresses may be changed by written notice to the other party as provided herein.

11. *USE OF MATERIALS:* CONTRACTOR shall advise DISTRICT of any and all materials used, or recommended for use by CONTRACTOR in the performance of this Agreement, that are subject to any copyright restrictions or requirements. In the event CONTRACTOR shall fail to so advise DISTRICT and as a result of the use of any programs or materials developed or used by CONTRACTOR under this Agreement, DISTRICT should be found in violation of any copyright restrictions or requirement, CONTRACTOR agrees to indemnify, defend and hold harmless, the DISTRICT against any action or claim brought by the copyright holder.
12. *SUBSTITUTIONS:* No substitutions of materials specified shall be made without the prior approval of the DISTRICT.
13. *HAZARDOUS WASTES AND UNKNOWN PHYSICAL CONDITIONS: The* contractor is hereby notified of Public Contract Code Section 1704 which requires the contractor to notify the DISTRICT in writing of: (1) any material the contractor believes may be hazardous waste; (2) subsurface or latent physical conditions at the site differing from those indicated: (3) unknown physical conditions or any unusual nature, different materially from those ordinarily encountered and generally recognized as inherent in work of the character provided for in the agreement.
14. *GOVERNANCE:* This Agreement shall be governed by and construed in accordance with the laws of the State of California.
15. *AUDITS:* Pursuant to and in accordance with the provisions of Government Code Section 8546.7 or any amendments thereto, all books, records and files of DISTRICT, CONTRACTOR, or any SUBCONTRACTOR connected with the performance of this Agreement involving the expenditure of public funds in excess of Ten Thousand Dollars ($10,000), including, but not limited to the administration thereof, shall be subject to the examination and audit of the State Auditor of the State of California, at the request of DISTRICT or as a part of any audit of DISTRICT, for a period of three (3) years after final payment is made under this Agreement. CONTRACTOR shall preserve and cause to be preserved such books, records and files for the audit period.
16. *SAFETY AND SECURITY:* It shall be the responsibility of the Contractor to ascertain from the DISTRICT, the rules and regulations pertaining to safety, security and driving on school grounds, particularly when children are present.
17. *DOCUMENT CONFLICT:* In case of conflict between specifications and drawings and/or actual site conditions, such conflicts shall be resolved by a DISTRICT representative prior to the furtherance of the work.
18. *LABOR CODE:* Should this Project exceed One Thousand Dollars ($1,000), Contractor shall comply with the applicable provisions of the Labor Code, Division 2, Part 7, CH. 1 Articles1.5, including the payment of the general prevailing wage rates. Copies of the prevailing rate of per diem wages are located at https://www.dir.ca.gov/public-works/prevailing-wage.html. Contractor shall maintain for audit by the DISTRICT, certified payroll records applicable to this Contract, starting wage rates, trades, payments made, and employee signatures. Copies of these records shall be furnished to the DISTRICT upon request. The Contractor must post these rates at the job site.
    (a) Apprenticeable Occupations: The Contractor shall be responsible for compliance with Labor Code Section 1777.5 for all apprenticeable occupations.
19. *PROTECTION OF WORK & PROPERTY:* The Contractor shall erect and properly maintain at all times, as required by conditions and progress of work, all necessary safe guards, signs, barriers, lights and watchmen for protection of the work and the public and shall post danger signs warning against hazards created by such features in the course of construction. In an emergency affecting life and safety of life or of work or adjoining property, Contractor, without special instruction or authorization from DISTRICT, is hereby permitted to act, at his/her discretion, to prevent such threatened loss or injury.
20. *ACCESS TO WORK*: DISTRICT representatives shall at all times have access to work, wherever it is in preparation or progress. Contractor shall provide safe and proper facilities for such access.
21. *OCCUPANCY:* DISTRICT reserves the right to occupy buildings at any time before agreement completion, and such occupancy shall not extend the date specified or completion of the work.
22. *FORCE MAJEURE CLAUSE:* The parties to the Agreement shall be excused from performance there under during the time and to the extent that they are prevented from obtaining, delivering or performing by act of God, fire, strike, loss, or shortage of transportation facilities, lock-out, commandeering of materials, products, plants or facilities by the government, when satisfactory evidence thereof is presented to the DISTRICT, provided that it is satisfactorily established that the non-performance is not due to the fault or neglect of the party not performing.
23. *PERMITS AND LICENSES:* The Contractor and all of his/her employees or agents shall secure and maintain such licenses and permits as are required by law, in connection with the furnishing of materials, supplies or services herein listed.
24. *CLEAN UP:* Debris shall be removed from the premises. Job site shall be free of debris at all times when work is not actually being performed.
25. *REBATES:* Any financial rebates, refunds, inducements, or incentives issued by vendor in connection with agreement shall accrue directly to school district and not to any employee. If school district determines that vendor promised or provided any such incentive to school district employee, school district, in its sole discretion, may terminate any existing or future orders from vendor and/or take other appropriate action.
26. *LIQUIDATED DAMAGES:* Time is of the essence in this contract. Unless specified elsewhere in the agreement documents, if the work is not completed in the time allotted in the agreement documents it is agreed that Contractor shall pay to the DISTRICT as fixed and liquidated damages the amount of $50.00 for each calendar day of delay until work is completed and accepted.

27. *TERMINATION:* DISTRICT may terminate this Agreement and will be relieved of all obligations under this Agreement should CONTRACTOR fail to perform any of the terms and conditions hereof at the time and place set forth herein or in the event of an unexcused delay by the CONTRACTOR. DISTRICT may terminate this Agreement at any time and for any reason by giving written notice to CONTRACTOR of such termination and specifying the effective date thereof, at least seven (7) calendar days before the effective date of such termination. In the event of termination, CONTRACTOR shall be paid the reasonable value of the services rendered up to the date of such termination, as determined by DISTRICT; all finished or unfinished documents prepared by CONTRACTOR shall become the property of the DISTRICT; and CONTRACTOR hereby waives any and all claims for damages or compensation arising under this Agreement, except as set forth herein.
28. *DISPUTES*: In the event of a dispute between the parties as to the performance of the work included in the project, the interpretations of the bid or agreement document, or payment or nonpayment for work performed or not performed, the parties shall attempt to resolve the dispute. Pending resolution of the dispute, the Contractor agrees to continue the work diligently to completion. If the dispute is not resolved, the Contractor agrees it will neither rescind the agreement nor stop the progress of the work, but the Contractor's sole remedy shall be to submit such controversy to determination by a court of the State of California, in San Bernardino County, having competent jurisdiction of the dispute, after the project has been completed, and not before.
29. *DEBARMENT AND SUSPENSION:* In accordance with Executive Orders 12549 & 12689 (Debarment and Suspension). Seller certified by entering into this transaction, that neither it nor its principals are presently debarred, suspended, proposed for debarred, suspended, proposed for debarment, declared ineligible or voluntarily excluded form participation in this transaction by any federal department or agency.
30. *ATTORNEY'S FEES:* If suit is brought by either party to this Agreement to enforce any of its terms, the losing party shall pay the prevailing party all litigation expenses incurred, including attorney's fees, court costs, expert witness fees, and investigation expenses.
31. *DEFAULT BY CONTRACTOR:* Failure to comply with any of the terms and or conditions of this agreement shall constitute default by the contractor.
32. *WORKPLACE VIOLENCE PREVENTION PLAN:* Vendor, at its sole cost and expense, and as necessary to satisfy the requirements of the District's Workplace Violence Prevention Plan (WVPP), as provided on the District's website, will ensure that all required training is completed. Vendor must provide for completion of all required WVPP training, in the District's required format, prior to any of the Vendor's personnel coming into contact with the District's employees or students.

Etiwanda School District (KDG-1st Grade) Professional Development Proposal by KDM Education Services LLC

For: Jeannie Tavolazzi
6061 East Ave.
Etiwanda, CA 91739

Proposal of Work

This proposal, pending approval, is for Professional Development Training for 150 Kindergarten and First grade teachers in the Etiwanda School District. The training will be conducted by KDM Education Services LLC at Etiwanda School District's main office. Each training day will last from 8:00 a.m.- 3:30 p.m. and incorporate small group discussions, interactive games, role plays and center on the theme of Social Emotional Learning.

Project Deliverables	Timeframe	Cost
Professional Development Training- Interactive Presentation	1 day, 6.5 hours	$2,500
10 Days (Oct. 2025- Jan. 2026)	65 hours total	$25,000
	1.5 hours per day	$750
Additional Intensive Training, 2 days	(3 hours total)	$1,500
Additional Resource:		
Play based learning activity for each individual teacher	150 Teachers	$1,550
Total Cost		$28,050

Charlayne Sprague
Superintendent
Douglas M. Claflin
Assistant Superintendent of Business Services
Laura Rowland
Assistant Superintendent of Personnel Services
Jeannie Tavolazzi
Assistant Superintendent of Instruction and Pupil Services
Elizabeth Freer
Executive Director of Special Education

6061 East Avenue, Etiwanda, California 91739
www.etiwanda.org
(909) 899-2451 FAX (909) 803-3025

JJ031226A

Board of Trustees
Cathline Fort
Matthew Gordon
Dr. Fermín Jaramillo
Dayna Karsch
April McAllaster

Board Approved
March 12, 2026
Doug Claflin

March 12, 2026

AMENDMENT #1

Amendment #1 for contract entered into on July 24, 2025, between the Etiwanda School District and KDM Education Services, LLC.

Increase of $7,000.00 for the addition of Professional Development for teachers.

KDM Education Services, LLC

2/3/26
Date

Douglas M. Claflin
Assistant Superintendent of Business Services

2/4/26
Date

CLERK'S CERTIFICATE

I, Cathline Fort, Clerk of the Board of Trustees of the Etiwanda School District, do hereby certify that the foregoing is a full, true and correct copy of agenda item 8.J.1. *(Approval of Amendment #1 between Etiwanda School District and KDM Education Services, LLC; to increase agreement by $7,000.00 JJ031226A-01)* that was duly passed, approved and adopted at a regular meeting place thereof on the 12th day of March 2026, of which meeting all of the members of said Board of Trustees had due notice and at which a majority thereof were present; and that at said meeting said item was adopted by the following vote:

AYES:	5
NOES:	0
ABSTAINED:	0
ABSENT:	0

An agenda of said meeting was posted at least 72 hours before said meeting at Etiwanda, California, a location freely accessible to members of the public, and a brief general description of said consent item appeared on said agenda.

I further certify that the foregoing agenda item is a full, true and correct copy of the original agenda item adopted at said board meeting and entered in said minutes; and that said agenda item has not been amended, modified or rescinded since the date of its adoption, and the same is now in full force and effect.

Dated: March 12, 2026

Clerk of the Board of Trustees
of the Etiwanda School District

DQ052826A-02

EICHENBERGER INSPECTION LLC **8780 19TH ST. #153 ALTA LOMA,CA. 91701**

Project Proposal Amendment

Prepared for:
Mike Higgins, Director of Operations and Facilities
Etiwanda School District
6061 East Ave.
Rancho Cucamonga, CA. 91739

Dear Mike,

I am requesting an increase to the purchase order (**260605/PY252262**) for the project, **Day Creek HVAC Project (A#04-121584).** Due to required overtime and Saturday work of the project, I am asking for an **additional $9,504.** to provide the necessary DSA Project Inspection thru the completion of the project.

NEW ESTIMATED BUDGET

Description	Hours	Rate	Cost
Added Project Inspection Hours/Cost	88	$ 108	$ 9,504
Original Estimated Budget (5/2/2025)			$ 47,520
Total			**$ 57,024**

Should you have any questions or require any additional information, please feel free to call or email me.

Sincerely,

Eric Eichenberger
Eichenberger Inspection LLC
dsa_inspector1@yahoo.com
(909)374-7149

PROPOSAL AMOUNT APPROVED

Mike Higgins, Architect, AIA, LEED AP
Director of Operations and Facilities
Etiwanda School District
05/08/2026

CLERK'S CERTIFICATE

I, Cathline Fort, Clerk of the Board of Trustees of the Etiwanda School District, do hereby certify that the foregoing is a full, true and correct copy of agenda item XXX. *(Approval of Amendment between Etiwanda School District and Eichenberger Inspection LLC for the Day Creek HVAC Project with an increase of $9,504.00: DQ052826A-02)* that was duly passed, approved and adopted at a regular meeting place thereof on the 28th day of May 2026, of which meeting all of the members of said Board of Trustees had due notice and at which a majority thereof were present; and that at said meeting said item was adopted by the following vote:

AYES:
NOES:
ABSTAINED:
ABSENT:

An agenda of said meeting was posted at least 72 hours before said meeting at Etiwanda, California, a location freely accessible to members of the public, and a brief general description of said consent item appeared on said agenda.

I further certify that the foregoing agenda item is a full, true and correct copy of the original agenda item adopted at said board meeting and entered in said minutes; and that said agenda item has not been amended, modified or rescinded since the date of its adoption, and the same is now in full force and effect.

Dated: May 28, 2026

_____
Clerk of the Board of Trustees
of the Etiwanda School District

ML052925A-09

Board Approved

Etiwanda School District

Agreement for Professional Services

MAY 2 9 2025

Please check type of service: Consultant

Doug Claflin

Originating School or Department: Operations & Facilities Dept. Date: 05/02/2025

WHEREAS, CONTRACTOR represents that he or she is specially trained, experienced, and competent to provide the special services and to give the advice called for by this Agreement; and

WHEREAS, DISTRICT has determined that it has a need to enter into this Agreement with CONTRACTOR for the special services and advice described herein.

NOW THEREFORE, The DISTRICT hereby engages CONTRACTOR, and CONTRACTOR agrees to perform the professional services as hereinafter set forth and it is mutually agreed by the parties hereto as follows:

1. *THIS AGREEMENT* is made and entered into this 05/02/2025 (date) by and between the Etiwanda School DISTRICT, located at 6061 East Avenue, Etiwanda, California, 91739, (hereafter "DISTRICT"), and Eichenberger Inspection, LLC, (hereafter "CONTRACTOR") located at

   Address: 8780 19th St. #153 City: Alta Loma, CA Zip: 91701

   Social Security Number or Taxpayer I.D. No. (for 1099): _____ _____

2. *TERM:* The term of this agreement shall be for the period commencing on 05/29/2025 (date) through _____ (date) inclusive; or, services shall be provided on the following dates completion of project.

3. *SCOPE:* The scope of work for this agreement is as follows (detailed statement of work may be attached in lieu of description):
   PROJECT INSPECTION HVAC REPLACEMENT PROJECT @ DAY CREEK IS (A#04-121584)

4. *COMPENSATION:* The DISTRICT agrees to pay CONTRACTOR the amount of $ 47,520.00 for the performance of all services rendered pursuant to this Agreement. Payments will be made within 30 days, dependent on County audit status, upon receipt and verification of CONTRACTOR's invoice for services delivered. The CONTRACTOR shall provide its own equipment, vehicle, materials, supplies, food, travel, lodging, incidentals and tools, etc. which may be required for the proper performance of this Agreement. The CONTRACTOR is responsible for any retirement fees and State and Federal taxes associated with this agreement. Each party shall cooperate with the other party.

5. *FINGERPRINT OBLIGATIONS OF CONSULTANT:*

   ☐ If the box to the left is checked, CONTRACTOR shall comply with the requirements of Education Code Section 45125.1 with respect to fingerprinting of employees who may have contact with the DISTRICT'S pupils and shall complete and include the attached Fingerprint Requirement Form and Exhibit A (List of Employees Who May Come in Contact with Pupils). If at any time during the term of this Agreement CONTRACTOR is either notified by the Department of Justice or otherwise becomes aware that any employee of CONTRACTOR performing services under this Agreement has been arrested or convicted of a violent or serious felony listed in Penal Code section 667.5(c) or Penal Code section 1192.7, respectively, CONTRACTOR agrees to immediately notify the DISTRICT and remove said employee from performing services on this Agreement.

IN WITNESS WHEREOF, the DISTRICT and CONTRACTOR have executed this Agreement effective as of the date written first above and becoming valid upon approval of the Etiwanda School DISTRICT.

CONTRACTOR:
Eric Eichenberger, COO

Signature of CONTRACTOR — Date: 05/05/2025

ETIWANDA SCHOOL DISTRICT:
Michael Higgins
Director of Operations & Facilities

Signature of Superintendent/Designee — Date: 5/5/2025

AGREEMENT TERMS & CONDITIONS

1. *STATUS OF CONTRACTOR:* It is agreed that the DISTRICT is interested only in the results obtained from service hereunder and that the CONTRACTOR shall perform as an independent CONTRACTOR with sole control of the manner and means of performing the services required under this Agreement. CONTRACTOR shall complete this Agreement according to its own methods of work which shall be in the exclusive charge and control of the CONTRACTOR and which shall not be subject to control or supervision by the DISTRICT except as to the results of the work. CONTRACTOR is, for all purposes arising out of this Agreement, an independent CONTRACTOR, and neither CONTRACTOR nor its employees shall be deemed an employee, officer or agent of the DISTRICT for any purpose. It is expressly understood and agreed that CONTRACTOR and its employees shall in no event be entitled to any DISTRICT benefits to which DISTRICT employees are entitled, including, but not limited to, overtime, retirement benefits, insurance, vacation, worker's compensation benefits, sick or injury leave, or other benefits.
   (a) CONTRACTOR may, at CONTRACTOR's own expense, employ such assistants as CONTRACTOR deems necessary to perform the services required of CONTRACTOR by this Agreement. DISTRICT will not train, control, direct, or supervise CONTRACTOR's assistants or employees in the performance of those services.
   (b) If CONTRACTOR is a regular employee of a public entity, all services which CONTRACTOR renders under this Agreement will be performed at times other than CONTRACTOR's regular assigned work day for said entity, or during periods of vacation or leave of absence from said entity.
   (c) CONTRACTOR agrees to procure and maintain in full force and effect worker's compensation insurance covering his or her employees and agents while these persons are participating in the activities hereunder. In the event a claim under the provisions of California Worker's Compensation Act is filed against the DISTRICT by a bona fide employee of CONTRACTOR participating under this Agreement, CONTRACTOR agrees to defend and hold harmless the DISTRICT from such claims.
   (d) The Contractor shall furnish all tools, equipment, apparatus, facilities, transportation, labor, travel, lodging, incidentals and material necessary to furnish the service herein described, the service to be performed at such times and places as directed by and subject to the approval of the authorized DISTRICT representative indicated in the specifications.
2. *WORKMEN AND SUB CONTRACTOR:*
   (a) Contractor shall at all times enforce strict discipline and good order among his/her employees and subcontractors and shall not employ on this work any unfit person or anyone not skilled in work assigned to him/her.
   (b) Any person in the employ of the Contractor whom the DISTRICT may deem incompetent or unfit shall be dismissed from work and shall not again be employed on it except with written consent of the DISTRICT.
   (c) Sub-contractors, if any engaged by the Contractor for this service shall be subject to the approval of the DISTRICT. Contractor shall be held responsible for all operations of sub-contractors and shall require them to maintain adequate Worker's Compensation and public liability insurance.
   (d) Contractor shall provide continuous competent supervision of personnel employed on the job, use of equipment and quality of workmanship.
3. *ANTI DISCRIMINATION:* It is the policy of the Etiwanda School District Board of Trustees, that in connection with all work performed under Construction and Purchasing Contracts, there be no discrimination against any employees engaged in the work because of race, color, ancestry, national origin, age, religious creed, marital status, pregnancy, physical or mental disability, medical condition, genetic information, military and veteran status, sex or sexual orientation, gender, gender identity, gender expression, or association with a person or group with one or more of these actual or perceived characteristics, and therefore the Contractor agrees to comply with applicable federal and California laws including, but not limited to the California Fair Employment Practice Act, beginning with Labor-Code Section 1410 and Labor Code Section 1735. In addition, the Contractor agrees to require like compliances by all sub-contractors employed on the work by him/her.
4. *OWNERSHIP OF WORK PRODUCT AND CONFIDENTIALITY:* All products of work produced pursuant to this Agreement shall be the sole property of the DISTRICT and no reproduction of any portions of the work product may be made in any form without the express written consent of the DISTRICT. DISTRICT and CONTRACTOR mutually agree that any written material or any copyrightable work of any nature created by CONTRACTOR pursuant to this Agreement shall be considered a "work made for hire" and DISTRICT the "copyright owner" thereof as those terms are defined in Title 17 of the United States Code, Section 101, and that DISTRICT shall own all of the rights comprised in the copyright of said written material or copyrightable work. CONTRACTOR shall hold in trust for the DISTRICT, and shall not disclose to any person, any confidential information. Confidential information is information which is related to the DISTRICT's research, development, trade secrets and business affairs; but does not include information which is generally known or easily ascertainable by non-parties through available public documentation. Contractor shall observe all Federal, State, and local laws and regulations, including, but not limited to, the Health Insurance Portability and Accountability Act (HIPAA) of 1996, the Family Educational Rights and Privacy Act and any subsequent revisions thereto, concerning the security and privacy of student/patient records and information, as applicable. For software agreements, unless otherwise specified, the data is owned by the DISTRICT, not the program.

5. *HOLD HARMLESS CLAUSE:* The Contractor agrees to and does hereby indemnify and hold harmless the DISTRICT, its officers, agents, and employees from every claim or demand made, and every liability, loss, damage, or expense, of any nature whatsoever, which may be incurred by reason of:
   (a) Liability for damage for (1) death or bodily injury to persons, (2) injury to, loss theft of property, or (3) any other loss, damage or expense arising under either (1) or (2) above, sustained by the Contractor or any person, firm or corporation employed by the Contractor upon or in connection with the work called for in this Agreement, except for liability resulting from the sole negligence or willful misconduct of the DISTRICT, its officers, employees, agents or independent contractors who are directly employed by the DISTRICT, and:
   (b) Any injury to or death of persons or damage to property caused by any act, neglect, default or omission of the Contractor, or any person, firm, or corporation employed by the Contractor, either directly or my independent contract, including all damages due to loss of or theft, sustained by any person, firm or corporation, including the DISTRICT, arising out of, or in any way connected with the work covered by this agreement, whether said injury or damage occurs either on or off school district property, if the liability arose from the negligence or willful misconduct or anyone employed by the Contractor, whether directly or by independent contract.
   (c) The Contractor, at his own expense, cost and risk, shall defend any and all actions, suits or other proceedings that may be brought or instituted against the DISTRICT, its officers, agents or employees, on any such claim, demand or liability, and shall pay or satisfy any judgment that may be rendered against the DISTRICT, its officers, agents or employees in any action, suit, or other proceedings as a result thereof.
   (d) Any liability which may arise from the furnishing of use of any copyrighted or uncopyrighted composition, secret process, or patented or unpatented invention, under the Contract.
6. *INSURANCE:* The CONTRACTOR shall, at his or her expense, carry adequate insurance to fully protect both the CONTRACTOR and the DISTRICT from any and all claims of any nature for damage to property or for personal injury including death, which may arise while the CONTRACTOR is traveling to or from a work-related location. CONTRACTOR shall indemnify, pay for the defense of, and hold harmless DISTRICT and its officers, agents and employees of and from any and all liabilities, claims, debts, damages, demands, suits, actions and causes of actions of whatsoever kind, nature or sort which may be incurred by reason of CONTRACTOR's negligent or willful acts and/or omissions in rendering any services hereunder. CONTRACTOR shall assume full responsibility for payments of federal, state and local taxes or contributions imposed or required under the social security, workers' compensation or income tax law, or any disability or unemployment law, or retirement contribution of any sort whatever, concerning CONTRACTOR or any employee and shall further indemnify, pay for the defense of, and hold harmless DISTRICT of and from any such payment or liability arising out of or in any manner connected with CONTRACTOR's performance under this Agreement. The CONTRACTOR shall take out, prior to the commencement of any program, presentation or work, and maintain through the completion of any such program, presentation or work, General Liability insurance of a $1,000,000.00 minimum per occurrence and $2,000,000 in aggregate and to produce and provide to the DISTRICT a valid and current Certificate of Insurance naming the DISTRICT and the California Schools Risk Management as additional insured. Consultants, Independent Charter Schools, Professional Service Providers including but not limited to auditors, engineers, insurance brokers, specified medical practitioners, bus transportation, and contractors, etc., shall take out, prior to commencement of any program, presentation or work, and maintain through the completion of any such program, insurance as noted at etiwanda.org/insurance.
7. *PAYMENT:* Unless otherwise specified, the Contractor shall render invoices for materials delivered or services performed under the Contract. Payments will be made within 30 days, dependent on County audit status, upon receipt and verification of CONTRACTOR's invoice for services delivered. The DISTRICT shall make payment for materials, supplies, or other services furnished under this Agreement within a reasonable and proper time after acceptance thereof by the authorized DISTRICT representative. Should the Contractor utilize subcontractors on the Project, the DISTRICT will retain five percent (5%) of the Project cost for a period not to exceed sixty (60) days after the Project has been completed. The DISTRICT may withhold a sufficient amount or amounts of any payment or payments otherwise due to the Contractor, as in its judgment may be necessary to cover:
   (a) Payments which may be past due and payable for just claims against the Contractor or any subcontractors for labor or materials furnished in the performance under this Contract.
   (b) The cost of defective work which the Contractor has not remedied.
   (c) Penalties for violation of labor laws.
   (d) Damage to the DISTRICT or another subcontractor.
   (e) Site clean-up.
8. *ASSIGNMENTS OF CONTRACT:* The Contractor shall not assign or transfer by operation of law or otherwise any or all of its rights, burdens, duties, or obligations without the prior written consent of the DISTRICT and without such consent all services hereunder are to be performed solely by CONTRACTOR, its officers, agents and employees.
9. *AGREEMENT CHANGES:* No changes or alternations to this agreement shall be made without specific prior approval by the DISTRICT; and in no event shall the change or alteration exceed 10% of agreement.
10. *NOTIFICATION:* Any notices to be given hereunder by either party to the other may be affected either by personal delivery in writing or by mail, registered or certified, postage prepaid with return receipt requested. Notices shall be deemed given and served upon delivery personally, or three (3) days after depositing in the United States Mail. Mailed notices shall be

addressed to the parties at the addresses set forth in this Agreement for DISTRICT and CONTRACTOR. The foregoing addresses may be changed by written notice to the other party as provided herein.

11. *USE OF MATERIALS:* CONTRACTOR shall advise DISTRICT of any and all materials used, or recommended for use by CONTRACTOR in the performance of this Agreement, that are subject to any copyright restrictions or requirements. In the event CONTRACTOR shall fail to so advise DISTRICT and as a result of the use of any programs or materials developed or used by CONTRACTOR under this Agreement, DISTRICT should be found in violation of any copyright restrictions or requirement, CONTRACTOR agrees to indemnify, defend and hold harmless, the DISTRICT against any action or claim brought by the copyright holder.
12. *SUBSTITUTIONS:* No substitutions of materials specified shall be made without the prior approval of the DISTRICT.
13. *HAZARDOUS WASTES AND UNKNOWN PHYSICAL CONDITIONS: The* contractor is hereby notified of Public Contract Code Section 1704 which requires the contractor to notify the DISTRICT in writing of: (1) any material the contractor believes may be hazardous waste; (2) subsurface or latent physical conditions at the site differing from those indicated: (3) unknown physical conditions or any unusual nature, different materially from those ordinarily encountered and generally recognized as inherent in work of the character provided for in the agreement.
14. *GOVERNANCE:* This Agreement shall be governed by and construed in accordance with the laws of the State of California.
15. *AUDITS:* Pursuant to and in accordance with the provisions of Government Code Section 8546.7 or any amendments thereto, all books, records and files of DISTRICT, CONTRACTOR, or any SUBCONTRACTOR connected with the performance of this Agreement involving the expenditure of public funds in excess of Ten Thousand Dollars ($10,000), including, but not limited to the administration thereof, shall be subject to the examination and audit of the State Auditor of the State of California, at the request of DISTRICT or as a part of any audit of DISTRICT, for a period of three (3) years after final payment is made under this Agreement. CONTRACTOR shall preserve and cause to be preserved such books, records and files for the audit period.
16. *SAFETY AND SECURITY:* It shall be the responsibility of the Contractor to ascertain from the DISTRICT, the rules and regulations pertaining to safety, security and driving on school grounds, particularly when children are present.
17. *DOCUMENT CONFLICT:* In case of conflict between specifications and drawings and/or actual site conditions, such conflicts shall be resolved by a DISTRICT representative prior to the furtherance of the work.
18. *LABOR CODE:* Should this Project exceed One Thousand Dollars ($1,000), Contractor shall comply with the applicable provisions of the Labor Code, Division 2, Part 7, CH. 1 Articles1.5, including the payment of the general prevailing wage rates. Copies of the prevailing rate of per diem wages are located at https://www.dir.ca.gov/public-works/prevailing-wage.html. Contractor shall maintain for audit by the DISTRICT, certified payroll records applicable to this Contract, starting wage rates, trades, payments made, and employee signatures. Copies of these records shall be furnished to the DISTRICT upon request. The Contractor must post these rates at the job site.
    (a) Apprenticeable Occupations: The Contractor shall be responsible for compliance with Labor Code Section 1777.5 for all apprenticeable occupations.
19. *PROTECTION OF WORK & PROPERTY:* The Contractor shall erect and properly maintain at all times, as required by conditions and progress of work, all necessary safe guards, signs, barriers, lights and watchmen for protection of the work and the public and shall post danger signs warning against hazards created by such features in the course of construction. In an emergency affecting life and safety of life or of work or adjoining property, Contractor, without special instruction or authorization from DISTRICT, is hereby permitted to act, at his/her discretion, to prevent such threatened loss or injury.
20. *ACCESS TO WORK*: DISTRICT representatives shall at all times have access to work, wherever it is in preparation or progress. Contractor shall provide safe and proper facilities for such access.
21. *OCCUPANCY:* DISTRICT reserves the right to occupy buildings at any time before agreement completion, and such occupancy shall not extend the date specified or completion of the work.
22. *FORCE MAJEURE CLAUSE:* The parties to the Agreement shall be excused from performance there under during the time and to the extent that they are prevented from obtaining, delivering or performing by act of God, fire, strike, loss, or shortage of transportation facilities, lock-out, commandeering of materials, products, plants or facilities by the government, when satisfactory evidence thereof is presented to the DISTRICT, provided that it is satisfactorily established that the non-performance is not due to the fault or neglect of the party not performing.
23. *PERMITS AND LICENSES:* The Contractor and all of his/her employees or agents shall secure and maintain such licenses and permits as are required by law, in connection with the furnishing of materials, supplies or services herein listed.
24. *CLEAN UP:* Debris shall be removed from the premises. Job site shall be free of debris at all times when work is not actually being performed.
25. *REBATES:* Any financial rebates, refunds, inducements, or incentives issued by vendor in connection with agreement shall accrue directly to school district and not to any employee. If school district determines that vendor promised or provided any such incentive to school district employee, school district, in its sole discretion, may terminate any existing or future orders from vendor and/or take other appropriate action.
26. *LIQUIDATED DAMAGES:* Time is of the essence in this contract. Unless specified elsewhere in the agreement documents, if the work is not completed in the time allotted in the agreement documents it is agreed that Contractor shall pay to the DISTRICT as fixed and liquidated damages the amount of $50.00 for each calendar day of delay until work is completed and accepted.

27. *TERMINATION:* DISTRICT may terminate this Agreement and will be relieved of all obligations under this Agreement should CONTRACTOR fail to perform any of the terms and conditions hereof at the time and place set forth herein or in the event of an unexcused delay by the CONTRACTOR. DISTRICT may terminate this Agreement at any time and for any reason by giving written notice to CONTRACTOR of such termination and specifying the effective date thereof, at least seven (7) calendar days before the effective date of such termination. In the event of termination, CONTRACTOR shall be paid the reasonable value of the services rendered up to the date of such termination, as determined by DISTRICT; all finished or unfinished documents prepared by CONTRACTOR shall become the property of the DISTRICT; and CONTRACTOR hereby waives any and all claims for damages or compensation arising under this Agreement, except as set forth herein.
28. *DISPUTES*: In the event of a dispute between the parties as to the performance of the work included in the project, the interpretations of the bid or agreement document, or payment or nonpayment for work performed or not performed, the parties shall attempt to resolve the dispute. Pending resolution of the dispute, the Contractor agrees to continue the work diligently to completion. If the dispute is not resolved, the Contractor agrees it will neither rescind the agreement nor stop the progress of the work, but the Contractor's sole remedy shall be to submit such controversy to determination by a court of the State of California, in San Bernardino County, having competent jurisdiction of the dispute, after the project has been completed, and not before.
29. *DEBARMENT AND SUSPENSION:* In accordance with Executive Orders 12549 & 12689 (Debarment and Suspension), Seller certified by entering into this transaction, that neither it nor its principals are presently debarred, suspended, proposed for debarred, suspended, proposed for debarment, declared ineligible or voluntarily excluded form participation in this transaction by any federal department or agency.
30. *ATTORNEY'S FEES:* If suit is brought by either party to this Agreement to enforce any of its terms, the losing party shall pay the prevailing party all litigation expenses incurred, including attorney's fees, court costs, expert witness fees, and investigation expenses.
31. *DEFAULT BY CONTRACTOR:* Failure to comply with any of the terms and or conditions of this agreement shall constitute default by the contractor.
32. *WORKPLACE VIOLENCE PREVENTION PLAN:* Vendor, at its sole cost and expense, and as necessary to satisfy the requirements of the District's Workplace Violence Prevention Plan (WVPP), as provided on the District's website, will ensure that all required training is completed. Vendor must provide for completion of all required WVPP training, in the District's required format, prior to any of the Vendor's personnel coming into contact with the District's employees or students.

EICHENBERGER INSPECTION LLC **8780 19TH ST. #153 ALTA LOMA,CA. 91701**

Project Proposal

Prepared for:
Mike Higgins, Director of Operations and Facilities
Etiwanda School District
6061 East Ave.
Rancho Cucamonga, CA. 91739
Date: May 2nd, 2025

Dear Mike,

Please accept this proposal for your upcoming project, **Etiwanda School District - Day Creek HVAC Project (A#04-121584).** Eichenberger Inspection has the following Estimated Budget based on the proposed schedule (Summers of '25 & '26) and the project scope of work:

ESTIMATED BUDGET

Description	Hours	Rate	Cost
Project Inspector, Class 3	440	$ 108	$ 47,520
		$	$
Total			**$ 47,520**

Saturday's and OT will be 1.5x Reg Rate, Sunday's and Holidays 2x.

Should you have any questions or require any additional information, please feel free to call or email me.

Sincerely,

Eric Eichenberger
Eichenberger Inspection LLC
dsa_inspector1@yahoo.com
(909)374-7149

PROPOSAL AMOUNT APPROVED

Mike Higgins, Architect, AIA, LEED AP
Director of Operations and Facilities
Etiwanda School District
05/02/2025

CLERK'S CERTIFICATE

I, April McAllaster, Clerk of the Board of Trustees of the Etiwanda School District, do hereby certify that the foregoing is a full, true and correct copy of agenda item 7.I.13. *(Approval of agreement/contract between Etiwanda School District and Eichenberger Inspection; ML052925A-09)* that was duly passed, approved and adopted at a regular meeting place thereof on the 29th day of May 2025, of which meeting all of the members of said Board of Trustees had due notice and at which a majority thereof were present; and that at said meeting said item was adopted by the following vote:

AYES:	3
NOES:	0
ABSTAINED:	0
ABSENT:	2

An agenda of said meeting was posted at least 72 hours before said meeting at Etiwanda, California, a location freely accessible to members of the public, and a brief general description of said consent item appeared on said agenda.

I further certify that the foregoing agenda item is a full, true and correct copy of the original agenda item adopted at said board meeting and entered in said minutes; and that said agenda item has not been amended, modified or rescinded since the date of its adoption, and the same is now in full force and effect.

Dated: May 29, 2025

April McAllaster
Clerk of the Board of Trustees
of the Etiwanda School District

ETIWANDA SCHOOL DISTRICT

EMPLOYMENT AGREEMENT FOR EXTRA HELP RETIRED ANNUITANT POSITION

This Agreement is entered into on May 28, 2026, between the Board of Trustees (hereinafter "Board") of the Etiwanda School District (hereinafter "District") and Kelly Binks (hereinafter "Mr. Binks" or "Retiree"), or collectively referred to as the Parties.

1. TERM

The term of this Agreement shall be from June 1, 2026 to June 30, 2026, or when the limited duration work that Mr. Binks is hired to perform per this Agreement is completed, whichever is sooner, unless otherwise agreed by the Parties.

2. DUTIES AND RESPONSIBILITIES

Mr. Binks is hired as an extra help retired annuitant pursuant to Government Code sections 7522.56 and 21229, and due to his specialized skills as a former police officer, his duties and responsibilities shall be performing special projects, including but not limited to, the following: develop comprehensive safety and security policies and protocols for the District and all school campuses; coordinate and perform audits related to District safety and security for District campuses and facilities; coordinate emergency preparedness planning; provide training and suggestions for District safety protocols, crisis response, and emergency preparedness; provide direction and oversee the implementation and use of security technologies such as surveillance cameras, access control systems, and communication tools; evaluate and make recommendation for security systems hardware and software; communicate with and serve as liaison with law enforcement agencies, fire departments, and emergency management organization; evaluate the coordination of District and outside agency response to urgent, emergency and/or safety-related situations at District campuses and facilities; prepare and oversee the District-wide crisis response plan and coordinate crisis management efforts; assist and evaluate the security needs of the District to ensure compliance with federal, state, and local safety regulations and guidelines; review site safe school plans to ensure they contain best practices and emerging trends in school safety and security; evaluate and develop operational or safety plans for special events; assist with security needs of District campuses in the absence of local law enforcement; provide extra help as needed to respond to safety incidents, conduct investigations, and recommend corrective actions where warranted; and other related extra help duties as assigned by the Superintendent. The foregoing extra help duties are comparable to several duties set forth in the District's Administrator of Personnel Services position.

3. COMPENSATION AND WORK DAYS

The compensation paid to Retiree cannot be less than the minimum nor exceed the maximum monthly base salary paid to other employees performing comparable duties, divided by 173.333 to equal the hourly rate. The maximum base salary for the comparable Administrator of Personnel Services position is $177,158/year and the hourly equivalent is $85.17/hour, and the minimum base salary for this position is $165,121/year and the hourly equivalent is $79.38/hour.

Mr. Binks shall be paid at the hourly rate of $79.38/hour, less applicable deductions required by law. Mr. Binks is expected to work as many days as needed to perform and complete the limited duration work as described herein, but shall not exceed the 960 hours

per fiscal year limit for retired annuitants. Mr. Binks shall be paid monthly.

4. FRINGE BENEFITS, SICK LEAVE, AND VACATION

Mr. Binks is not eligible for health and welfare benefits, other fringe benefits, sick leave or vacation during the term of this Agreement. Mr. Binks shall be entitled to reimbursement for job-related expenses (e.g., mileage reimbursement for job-related travel at the applicable IRS rate).

5. TERMINATION OF AGREEMENT

This Agreement may be terminated by either the Board or Mr. Binks, without cause by providing ten (10) calendar days' written notice. Mr. Binks hereby knowingly and voluntarily waives any other notice that may be required by law to terminate or non-renew this Agreement.

6. ENTIRE AGREEMENT

This Agreement contains the entire agreement and understanding between the parties. There are no oral understandings, terms or conditions, and neither party has relied upon any representation, express or implied, not contained in this Agreement.

7. APPLICABLE LAW.

This Agreement shall be construed in accordance with, and governed by the laws of the State of California; should any provision of this Agreement be deemed invalid, the remainder of this Agreement shall nevertheless be binding and effective.

8. INDEMNITY.

To the extent required by Government Code sections 825 and 995 and other applicable provisions of law, the District shall defend and indemnify Mr. Binks from any and all demands, claims, suits, actions, and legal proceedings brought against Mr. Binks in his individual or official capacity as an agent and employee of the District.

Dated: 05-19-26

/Kelly Binks

Kelly Binks
Retired Annuitant

Dated: _____

_____

Matthew Gordon
President, Board of Trustees
Etiwanda School District

Ratified at a regular public meeting of the Board of Trustees on May 28, 2026.

RESOLUTION OF THE BOARD OF TRUSTEES
OF THE ETIWANDA SCHOOL DISTRICT

Resolution No 2526-31

WHEREAS, the members of the Governing Board of the Etiwanda School District (Board) receive monthly compensation for meeting attendance in accordance with Education Code 35120 (EC 35120) and Board Policy 9250 - Remuneration, Reimbursement and Other Benefits;

WHEREAS, pursuant to EC 35120 and Board Policy 9250, a Board member who is absent from a Board meeting shall not receive the pro rata monthly compensation for that meeting unless the Board finds, via resolution, that the Board member was absent due to the need to perform services for the district, illness, jury duty, or a hardship deemed acceptable by the Board at the time of the Board meeting; and

WHEREAS, Matthew Gordon was absent from the special Board meeting(s) on May 19, 2026.

NOW THEREFORE BE IT RESOLVED, the Board finds that the absence of Matthew Gordon from the Board meeting(s) on May 19, 2026, is excused for the following reasons(s):

[ ] Performance of other designated duties for the district;
[ ] Illness;
[ ] Jury duty; and
[X] Hardship deemed acceptable by the Board.

BE IT FURTHER RESOLVED, the Board authorizes Matthew Gordon to be compensated for the Board meeting(s) on May 19, 2026.

BOARD OF TRUSTEES OF THE
ETIWANDA SCHOOL DISTRICT

Authorized Signature:

_____
President Pro Tempore

_____
Clerk

INTENTIONALLY LEFT BLANK

INTENTIONALLY LEFT BLANK

INTENTIONALLY LEFT BLANK

INTENTIONALLY LEFT BLANK

INTENTIONALLY LEFT BLANK

INTENTIONALLY LEFT BLANK